

PRACTICAL
WIRELESS

PW

INSIDE

BUILD A NICAD RECYCLER

**THE COMPLETE NICAD
BATTERY HEALTH-CARE
CENTRE**

REVIEWS

**TOKYO HI-POWER
144MHz TO HF
TRANSVERTER**

**PROELECTRON PEK-1
MORSE KEYS**

**PLUS
RADIATION HAZARDS**

**PW DISCOUNT
VOUCHER**

**BACKSCATTER - RADIO
DIARY - COMPETITION
AND A GREAT DEAL
MORE!**

MAY 1990

£1.60

ISSN 0141-0857



9 770141 085006

INSIDE

CB SPECIAL SUPPLEMENT



Yaesu's FT-736R. Because you never know who's listening.


Why just dream of talking beyond earth?

With Yaesu's new FT-736R VHF/UHF base station, you can discover some of the best DX happening in ham radio. Via moonbounce. Tropo. Aurora. Meteor scatter. Or satellites.

You see, the FT-736R is the most complete, feature-packed rig ever designed for the serious VHF/UHF operator. But you'd expect this of the successor to our legendary FT-726R.

For starters, the FT-736R comes factory-equipped for SSB, CW and FM operation on 2 meters and 70 cm, with two additional slots for optional 50-MHz or 1.2-GHz modules (220-MHz North America only).

Crossband full duplex capability is built into every FT-736R for satellite work. And the satel-



lite tracking function (normal and reverse modes) keeps you on target through a transponder.

The FT-736R delivers 25 watts RF output on 2 meters, 220-MHz, and 70 cm. And 10 watts on 6 meters and 1.2-GHz. Store frequency, mode and repeater shift in each of the 100 memories.

For serious VHF/UHF work, use the RF speech processor. IF shift. IF notch filter. *CW Narrow Optional and FM wide/ narrow IF filters. VOX. Noise blanker. Three-position AGC selection. Preamp switch for activating

your tower-mount preamplifier. Even an offset display for measuring observed Doppler shift on DX links.

And to custom design your FT-736R station, choose from these popular optional accessories: Iambic keyer module. FTS-8 CTCSS encode/decode unit. FVS-1 voice synthesizer. FMP-1 AQS digital message display unit. 1.2-GHz ATV module. MD-1B8 desk microphone. E-736 DC cable. And CAT (Computer Aided Transceiver) system software.

Discover the FT-736R at your Yaesu dealer today. But first make plenty of room for exotic QSL cards. Because you *never* know who's listening.

YAESU

*CW narrow optional



**UK Sole Distributor South Midlands Communications S.M. House, School Close,
Chandlers Ford Industrial Estate, Eastleigh, Hants SO5 3BY. Tel: (0703) 255111**

Prices and specifications subject to change without notice. FT-736R shown with 220-MHz option installed.

MAY 1990
(ON SALE APRIL 12)
VOL. 66
NO. 5
ISSUE 998

Editor
Rob Mannion G3XFD
Assistant Editor
Dick Ganderton C.Eng MIEE G8VFH
Art Editor
Steve Hunt
Technical Features Editor
Elaine Richards G4LFM
Technical Projects Sub-Editor
NG ("Tex") Swann G1TEX
Technical Artist
Rob Mackie
Editorial Assistant
Sharon George
Administration Manager
Kathy Moore
Accounts Manager
Alan Burgess
Clerical Assistant
Rachel Parkes

Advertisement Manager
Roger Hall G4TNT
PO Box 948
London SW6 2DS
☎ 01-731 6222
Cellphone 0860 511382
FAX 01-384 1031

Advert Copy and Make-up
(Poole Office)
Marcia Brogan
☎ Poole (0202) 676033
FAX Poole (0202) 666244

Editorial and Advertisement
Offices:
Practical Wireless
Enefco House
The Quay
Poole
Dorset BH15 1PP
☎ Poole (0202) 678558
(Out-of-hours service by
answering machine)
FAX Poole (0202) 666244
Prestel 202671191

Contents May 1990



23



45

Regular Features

- 97 Advert Index
- 77 Backscatter
- 98 Book Service
- 95 Errors & Updates
- 15 Keylines
- 18 Newsdesk 90
- 69 Radio Diary
- 16 Receiving You
- 37 Services
- 34 Wanna Swap
- 39 Wireless-Line

- 17 **Competition Corner**
- 21 **★ Discount Vouchers ★**
- 23 **NiCad Recycler Part 1**
Peter A. Lovelock
- 28 **PW Review**
Tokyo High Power Transverter HX-240
Rob Mannion G3XFD
- 32 **From Wet to All Dry**
Ron Ham
- 35 **Practically Yours**
Glen Ross G8MWR
- 36 **CQ Contest**
Rob Taylor G8ZHF
- 38 **Reading and Understanding Circuit Diagrams**
Ray Fautley G3ASG
- 41 **PW Review**
The ProElectron PEK-1 Keyer
Mike Richards G4WNC
- 42 **Radiation Hazards**
Brian Dance
- 45 **CB Supplement**
- 47 **CB Corner**
Rick Maybury
- 48 **CB Rig Review**
Satcom SCAN40-F
Richard Ayley G6AKG
- 52 **CB In the Highlands and Islands**
Rob Mannion G3XFD
- 55 **CB 934**
- 60 **Power Supply for Battery Radio**
Stefan Niewiadomski
- 65 **What is Propagation ?**
Ron Ham
- 66 **Packet Update 10**
Roger Cooke G3LDI
- 72 **A Constant Impedance Receiver Attenuator**
A. Langton
- 74 **Radio Information**
Cassette Offer

NEVADA

introduce the world's

FIRST

1000 CHANNEL PROGRAMMABLE SCANNER

the

Fairmate HP100E



packed full of the latest features

- 8 - 600MHz and 830 - 1300MHz frequency coverage
- An incredible 1000 channel memory capacity
- 10 independent search bands
- A fast 40 channel per second search speed
- User-selectable search steps from 5KHz to 995KHz
- Modes - AM, FM and new Wideband FM for commercial reception
- Selectable 10dB attenuator
- Keypad and rotary tune controls

Each Fairmate 100E comes complete with:

- Full set of high capacity Ni-Cads
- Two antennas (one VHF, one UHF)
- Carry case
- Shoulder strap
- Belt clip
- DC cable
- Earpiece for private listening

**All this for
£249**



**FAIRMATE HP100E MARK 2
NEW VERSION NOW AVAILABLE
WITH EXTENDED FREQUENCY RANGE**

**Send £2
for our latest Catalogue
packed full of information
on Scanners, Amateur & CB Radio**

use your credit card for same day despatch

HOTLINE: 0705 662145

FAX: 0705 690626

**NEVADA
COMMUNICATIONS**

NEVADA COMMUNICATIONS 189 LONDON ROAD NORTH END PORTSMOUTH PO2 9AE

RSGB



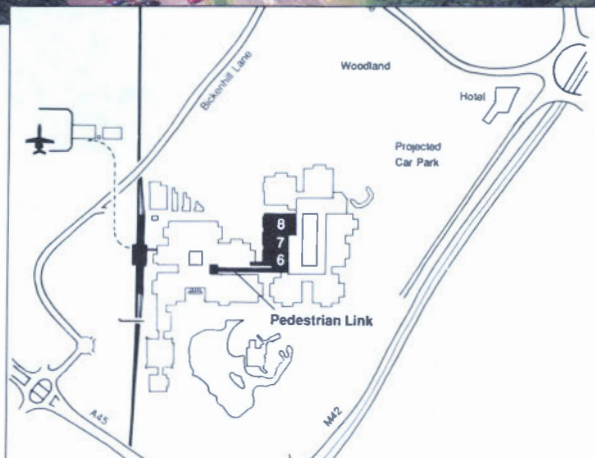
1990

NEC -
... the place to be!

NATIONAL CONVENTION AND AMATEUR RADIO EXHIBITION

Saturday 21 April — Sunday 22 April

HALL 7, NATIONAL EXHIBITION CENTRE, BIRMINGHAM



With over 100 stands, free parking and easy access, this is the **premier** amateur radio event of the year. Full facilities are available for disabled visitors and an extensive lecture programme is offered.

Opening times:

Saturday 21st April, 10 till 6

Sunday 22nd April, 10 till 5

Talk-in on 2 metres, S22

Entry fee — £2

TRADE ENQUIRIES WELCOME

TEL 0277 225563
office hours

Double Tops

DUAL BAND VHF (45W)/UHF (35W)

FM MOBILE TRANSCEIVER

When only the best is good enough – and

you still want something better...

- ★ **Cross Band Full Duplex**
- ★ **4 Scanning Modes**
- ★ **10 Function Memory Channels**
- ★ **Highly Visible Colour LCD Display**
- ★ **Illuminated Front Panel Controls**
- ★ **5 Channel Spacing Steps**
- ★ **Built-in Duplexer**
- ★ **Function Keys have Unique Audible Tone**
- ★ **Bell Function**
- ★ **Compact & Lightweight**

ALINCO
from MAPLIN
the authorised
distributor



Accessories Included:

- ★ **Hand-held microphone**
- ★ **Mobile mounting bracket**
- ★ **Mounting hardware**
- ★ **Power cable**

This very high quality 2m/70cm FM dual band mobile transceiver has been specially designed to provide maximum performance and operating convenience in an ultra compact package. An impressive array of features gives maximum flexibility in mobile installations. The transceiver has an output power of 45W (VHF) 35W (UHF) and incorporates a high/low power switch. The unit is provided with 10 programmable memories. Channel spacing is in 5, 10, 12.5, 20 and 25kHz steps. There are four scanning modes:

1. VFO scanning of the entire band.
2. Memory scanning of selected memories.
3. Programmed band scanning of a selected segment of the band.
4. Priority scanning allows selection of a frequency, in VFO or memory, to serve as a priority frequency.

A duplexer is built-in so that when an antenna for both bands is in use, only one feeder cable for the transceiver is necessary.

The unit is supplied with a comprehensive instruction manual. It is illegal to transmit with this unit unless you hold a Radio Amateur's Class B (or A) licence.

Quote Reference DBT50 £499.95

PLUS TOP VALUE AMATEUR RADIO VHF FM Handheld 2m Transceiver

- ★ **Ultra compact, lightweight design**
- ★ **6.5W Output Power (with optional 12V battery pack)**
- ★ **Simple Operation**
- ★ **Easy to See LCD Display**
- ★ **10 Channel Memories**
- ★ **Battery Save**
- ★ **Function Lock**
- ★ **Tone Burst**
- ★ **Amazing Compact Size Only 3×6×17 cm approx.**

A very high quality, lightweight, 2m handheld transceiver, incorporating many useful features. This transceiver is extremely simple to operate, most functions can be performed with one hand!

Quote Reference AHT50 £219.95

12V Ni-Cad Battery Pack

For use with either above hand-held transceivers. A 12V 700mAh battery pack with integral DC-DC converter which allows the transceiver to be powered from a car cigarette lighter socket.

A charger is also available for use with this pack. Battery Pack **NBP13 £59.95** Charger **NBC13 £14.95**



VHF/UHF FM Dual Band Handheld Transceiver

- ★ **6W VHF/5W UHF Output Power (with optional 12V battery pack)**
- ★ **Cross Band Full Duplex Operation**
- ★ **Frequency selection by Direct Keyboard Entry or Step Up/Step Down**
- ★ **Automatic Battery Save Function**
- ★ **20 Memory Channels**
- ★ **Built-in DTMF Keypad and Encoder**
- ★ **Amazing Compact Size Only 3×6×19 cm approx.**

This unit is very compact and is one of the smallest dual band transceivers currently available. With the battery pack supplied output power is 2.5W for VHF and 2W for UHF. Frequency selection is either by direct keypad entry of the required frequency or by using step up/step down buttons in increments/decrements of 5kHz, 100kHz and 1MHz. An automatic battery save (ABS) function will extend battery life considerably. There are 20 memories (10 VHF and 10 UHF) for storing operating, offset and tone frequencies. The scanning facility has a priority function which has the ability to scan between chosen VHF and UHF frequencies. A 10dB RF attenuator is switch selectable and can be used in areas of high RF saturation.

Quote Reference DHT50 £369.95



Maplin ELECTRONICS

P.O. Box 3, Rayleigh, Essex SS6 8LR.

CREDIT CARD HOTLINE

0702 554161



PHONE BEFORE 5PM FOR SAME DAY DESPATCH

or call in at a Maplin store in Birmingham, Bristol, Leeds, Hammersmith, Edgware, Manchester, Nottingham, Newcastle-upon-Tyne, Reading, Southampton and Southend-on-Sea.

Add 75p for carriage on all mail orders. If only ordering a catalogue, just add 50p carriage.

Subject to availability. Prices may change after May 1st 1990.

SEE THE COMPLETE RANGE OF TRANSCEIVERS AND LOTS MORE IN OUR BUMPER 580-PAGE CATALOGUE ON SALE NOW AT ALL BRANCHES OF WHSMITH – PRICE £2.25!

REALISTIC[®] TRANSCEIVERS



40 Channel Mobile CB

£69⁹⁵

21-7020

- 27 MHz FM
- Fully Approved To C.E.P.T. Specs MPT-1333

Realistic TRC-2005. Compact 40-channel easy-to-read bright LED channel display. Ceramic filters for superior selectivity. 4-step LED signal/RF power meter. Remote speaker jack. Measures: 2 x 4⁹/₁₆ x 6¹/₂". 13.8 VDC negative ground only.

Realistic TRC-500. Voice-actuation gives you hands free communication. Dual-conversion superhets for high sensitivity and clear 2-way communication. Sensitivity switch lets you adjust the level of voice activation. Volume switch. Switchable VOX/manual operation. Push-to-talk button. With belt clips. Each headset requires 9v battery.

Walkie Talkie Headset

£59⁹⁵

Pair

21-400

NEW

- 49 MHz FM
- Fully Approved To DTI Specs MPT-1336 W/T Licence Exempt



Tandy[®]


Over 400 Tandy Stores And Dealerships Nationwide. See Yellow Pages For Address Of Store Nearest You.

InterTAN U.K. Ltd., Tandy Centre, Leamore Lane, Walsall, West Midlands. WS2 7PS. Tel: 0922 710000

ICOM

ICOM ON STAND

HF TRANSCEIVERS



IC-781 £4,500
HF. SSB. CW. RTTY. AM. FM. 150W.



IC-765 £2,499
HF. SSB. CW. RTTY. AM. FM. 100W.



IC-726 £989
HF/50MHz. SSB. CW. AM. FM. 100W.



IC-725 £759
HF. SSB. CW (AM.FM). 100W.

COMMUNICATIONS RECEIVERS



IC-R9000 £3,995
30KHz – 1999.99999MHz.




IC-R7000 £989
25-1000MHz. 1025-2000MHz.



IC-R71E £855
100KHz – 30MHz.

LINEAR AMPLIFIER



IC-4KL
£5,475
HF 1KW

VHF-UHF TRANSCEIVERS



IC-505 £529
50MHz. SSB. CW (FM) 3W/10W.



IC-575 10W £1,042
IC-575H 100W £1,199
28/50MHz. SSB. CW. AM. FM.



IC-275E 25W £1,069
IC-275H 100W £1,039
144MHz SSB. CW. FM.



IC-475E 25W £1,185
IC-475H 75W £1,250
430MHz SSB. CW. FM.

HALL 7. RSGB CONVENTION. N.E.

Icom (UK) Ltd.

Dept PW, Sea Street, Herne Bay, Kent CT6 8LD. Tel: 0227 363859. 24 Hour. Fax: 0227 360155.

Visa & Mastercards: Telephone orders taken by mail order, instant credit & interest-free HP.

Despatch on same day whenever possible.



Count on us!

A1... WHERE ELSE!


MOBILE TRANSCEIVERS



IC-2400E FM 144/430MHz **£635**



IC-2500E FM 430/1200MHz **£675**



IC-3210E FM 144/430MHz **£499**



IC-901 MULTIBAND **£799**
FM (SSB) 144/430MHz
VARIOUS OPTIONAL FREQUENCY
UX UNITS INCLUDE ►



IC-228E 25W **£365**
IC-228H 45W **£385**
FM 144MHz

IC-448E 25W **£429**
FM 430MHz



IC-290D 25W **£559**
144MHz SSB. CW. FM.

IC-490E 10W **£625**
430MHz SSB. CW. FM.




IC-1201 FM 1200MHz **£520**

PRICES AVAILABLE UPON REQUEST

IC-UX19	28MHz	FM
IC-UX59	50MHz	FM
IC-UX129	1200MHz	FM
IC-UXS92	144MHz	SSB.CW
IC-UXR91	RX Unit	FM.AM

HANDHELD TRANSCEIVERS



IC-24SET FM 144/430MHz **£385**

IC-2SET FM 144MHz **£295**

IC-4SET FM 430MHz **£310**

IC-2GE FM 144MHz **£265**

IC-4GE FM 430MHz **£299**

IC-32E FM 144/430MHz **£399**

IC-2SE FM 144MHz **£275**

IC-4SE FM 430MHz **£310**

IC-12GE FM 1200MHz **£365**

C. BIRMINGHAM 21 & 22 APRIL.

Icom (UK) Ltd.

Dept PW, Sea Street, Herne Bay, Kent CT6 8LD. Tel: 0227 363859. 24 Hour. Fax: 0227 360155.

Visa & Mastercards: Telephone orders taken by mail order, instant credit & interest-free HP.

Despatch on same day whenever possible.



SMC**South Midlands Co**

SCHOOL CLOSE, CHANDLERS FORD IND. EST., EASTLEIGH, HA

FREE FINANCE — BUY NOW SAVE MONEY
— 0% INTEREST SUBJECT TO STATUS

PERFECT PORTABLES

What could Yaesu engineers do to improve on the hugely popular FTx90R series? The answer was easy, they designed and built the FTx90R2 series. The FT x 90R2 series of transceivers provide high performance and a 2.5W output, when used with 'C' cells or nicads, ideal for serious portable operators, or when combined with matching linears, an easy to use compact multimode mobile or base station.

What more could you ask from a transceiver?



FT290R2 RRP **£429.00** inc

FT690R2 RRP **£429.00** inc

FT790R2 RRP **£499.00** inc

ALL THE ABOVE ARE SUPPLIED WITH
FBA8, MH10E8, STRAP AND ANTENNA
AS STANDARD.

OPTIONS INCLUDE

- ★ FL2025 2m 25W LINEAR **£115.00**
- ★ FL6020 6m 10W LINEAR **£109.00**
- ★ FL7025 70cm 25W LINEAR **£139.00**
- ★ FBA8 EMPTY CELL CASE **£27.00**
- ★ MMB31 MOBILE BRACKET **£17.50**
- ★ CSC19 VINYL CASE **£8.50**
- ★ NC26C NICAD CHARGER **£11.50**
- ★ FTS7 CTCSS UNIT **£40.00**

LIGHT IN THE HAND AND ON THE WALLET

OPTIONS AVAILABLE

NICAD PACKS

FBA10	7.2/9V cell case only (6xAA)	£11.50
FNB10	7.2 600mAh Nicad pack	£34.50
FNB12	12.0V 500mAh Nicad pack	£57.50

CHARGERS

NC18C	Charger mains (FNB12)	£17.71
SMC18	Charger mains (FNB12) 13A style	£13.80
NC28C	Charger mains (FNB10/17)	£17.71
SMC28	Charger mains (FNB10) 13A style	£13.80
NC29	Desktop quick charger 5hr (FNB9/10/11/12)	£69.00

SPEAKERS MIC

MH12A2B	Speaker/mic	£31.05
MH18A2B	Speaker/mic Miniature type	£31.05

CASES

CSC23	Soft Carrying Case (FBA10/FNB10) FT23/73	£10.58
CSC28	Soft Carrying Case (FNB12) FT23/73	£10.58
CSC36	Soft Carrying Case (FBA10/FNB10) FT411/811	£10.00
CSC37	Soft Carrying Case (FNB12/14) FT411/811	£10.00

OTHERS

YH2	Headset PTT via VOX (except FT23/73R & FT470)	£28.75
PA6	Mobile DC Adaptor/Charger (FNB9/10)	£24.15
DCTPA6	DC lead for PA6 c/w cigar lighter plug	£4.03
CLIP1	Belt Clip	£4.00



LEEDS
SMC (Northern)
 Nowell Lane
 Industrial Estate
 Leeds LS9 6JE
 Leeds (0532) 350606
 9-5.30 Mon-Sat
 Closed Sat afternoon

CHESTERFIELD
SMC (Midlands)
 102 High Street
 New Whittington
 Chesterfield
 Chester (0246) 453340
 9.30-5.30 Tues-Sat

JERSEY
SMC (Jersey)
 1 Belmont Gardens
 St. Helier, Jersey
 Jersey (0534) 77067
 9-5 pm Mon-Sat
 Closed Wed

BIRMINGHAM
SMC (Birmingham)
 504 Alum Rock Road
 Alum Rock
 Birmingham B8 3HX
 (021-327) 1497/6313
 9.00-5.00 Tues-Fri
 9.00-4.00 Sat

AXMINSTER
Reg Ward & Co Ltd
 1 Western Parade
 West Street
 Axminster
 Devon EX13 5NY
 Axminster (0297) 34918
 9-5.20 Tues-Sat



SOUTHAMPTON SHOWROOM open 9.00-5.00 Monday to Friday, 9.00-1.00 Saturday. Service Dept open Mon-Fri 9.00-5.00.

SOUTH WALES AGENT: John Doyle, Transworld Comms, Neath (0639) 632374 Day (0639) 642942 Eve. Closed Thursday.

FANTASTIC PERFORMANCE, REALISTIC PRICE



- ★ 160-10M HF TRANSCEIVER
- ★ GENERAL COVERAGE RECEIVER
- ★ ALL MODE (FM OPTIONAL)
- ★ 0-100W OUTPUT (25W AM CARR.)
- ★ CW NARROW (500Hz) STANDARD
- ★ LARGE CLEAR LCD DISPLAY
- ★ SIMPLE OPERATION (see pic below)

All major controls are grouped together for convenience and ease of operation.

The FT-747GX is a compact SSB/CW/Am and (optionally) FM transceiver providing 100 watts of PEP output on all hf amateur bands, and general coverage reception continuously from 100kHz to 30MHz. A front panel mounted loudspeaker and clear, unobstructed display and control layout make this set a real joy to use. Convenient features include operator selectable coarse and fine tuning steps optimized for each mode, dual (A/B) VFOs, along with twenty memory channels which store mode and skip-scan status for auto resume scanning of selectable memories. Eighteen of the memories can also store independent transmit and receive frequencies for

easy recall of split-frequency operations. Wideband (6kHz) AM and narrowband (500Hz) CW IF filters are included as standard, along with a clarifier, switchable 20dB receiver attenuator and noise blanker. User programming for more advanced control by an external computer is possible through the CAT (Computer Aided Transceiver) System. The transmitter power amplifier is enclosed in its own diecast aluminium heat-sink chamber inside the transceiver, with forced-air cooling by an internal fan allowing full power FM and packet, RTTY, SSTV and AMTOR operation when used with a heavy duty power supply.

WARNING: If you buy FT747GX not designed for the U.K. market, these may not be fitted with AM/CW filters which you may not be able to obtain.

IMPROVED PERFORMANCE AT NO EXTRA COST!

Yaesu's FT757GXII is a HF compact transceiver which offers full featured performance just about anywhere, on holiday, on the road or in the shack. Remarkably similar to the FT757GX the FT757GXII has a number of improvements which enhance the pleasure and ease of operation with no detriment to the electrical performance. The improvements include memory storage of operation mode, slow/fast tuning selection, automatic step change according to mode, IF Notch filter, 10 memories and VFO to VFO scan.

Other standard features include RX coverage from 500kHz to 30MHz, TX from 160m to 10m (WARC bands included), 100W RF output, SSB (LSB+USB), CW, AM & FM, iambic electronic keyer and AF speech processor.

A whole host of options are available to increase the operating pleasure.

No matter where you are why not try Yaesu's FT757GXII full featured transceiver.



- ★ All mode SSB (USB + LSB) CW, AM and FM
- ★ All Band Tx (General Coverage RX)
- ★ 100% Duty cycle (100W, CW, FM 25W AM)
- ★ Pushbutton mode selection
- ★ Switchable VFO steps (All modes)
- ★ New Notch Filter
- ★ Dual VFOs and 10 memories (Freq & Mode)
- ★ Computer compatibility (with optional interface)

OPTIONAL ACCESSORIES

FP75HD Heavy Duty P.S.U.	£239.00	FAS-1-4R Remote Antenna Sw	£80.00
FP700 20A P.S.U.	£219.00	FC75AT Automatic ATU	£349.00
FL7000 500W solid state linear amplifier £1600.00			

NOW EVEN BETTER the FT757GX MK2

NEW IMPROVED FT767GX



Yaesu have upgraded this popular HF and VF/UHF base station transceiver. The improved version is now available with enhanced synthesiser performance and VFO tuning rate. Read Chris Lorek's review in "Ham Radio Today".

- ★ ALL MODE LSB/USB, CW, FSK, AM & FM
- ★ ALL BAND Transmit, General Coverage Receive
- ★ Optional VHF/UHF units (6M, 2M & 70cms)*
- ★ 100% DUTY CYCLE (Key down CW for 30 mins)
- ★ Built in AUTOMATIC ATU (one memory on each band)
- ★ Computer & Packet radio compatibility

OPTIONAL ACCESSORIES:

50/767 6M Unit 10W O/P	£179.00
144/767 2M Unit 10W O/P	£179.00
430/767 70cms Unit 10W O/P ..	£225.00
FL7000 500W PEP HF Linear.	£1600.00
SP767 External Speaker	£69.95
FIF232C Computer Interface	£75.00

For existing owners of the FT767GX who purchased their sets through Yaesu's official UK distribution network, Yaesu are offering an upgraded local unit for a nominal charge. Please contact us for details.

SMC NORTHERN (LEEDS) CLOSED SATURDAY AFTERNOONS

*FREE FINANCE ON SELECTED ITEMS

On many regular priced items SMC offers Free Finance (on invoice balances over £120) 20% down and the balance over 6 months or 50% down and the balance over a year. You pay no more than the cash price!

*Details of eligible items available on request
*Subject to status.

Free interlink delivery on major equipment

Small items, Plugs, Sockets, etc by post £1.75. Antennas, cables, Wires & larger items. Lynx up to £5. Interlink delivery available, upon request for items other than radios from £7.30 depending on weight. Same day despatch whenever possible.

YAESU DISTRIBUTOR WARRANTY

Importer warranty on Yaesu Musen products. Able staffed and equipped Service Department. Daily contact with the Yaesu, Musen-factory. Tens of thousands of spares and test equipment.

PRICES & AVAILABILITY SUBJECT TO CHANGE WITHOUT PRIOR NOTICE

SMC

**South Midlands
Communications Ltd.**

SENSATIONAL SHOW SPECIALS

AT NEC STAND C10 & D9

**FANTASTIC SAVINGS ON SOME OF
YAESU'S BEST SELLING RADIOS**

FT736R*

**NOW ONLY £1199
SAVE £160**

***CAN BE EASILY INTERNALLY LINKED FOR 9600 &
1200 BAUD PSK PACKET OPERATION**

FT4700RH

**NOW ONLY £499
SAVE £176**

FT470

**NOW ONLY £349
SAVE £40**

TRANSCEIVER ONLY
NO FREE FINANCE ON THESE OFFERS

**ALSO AVAILABLE FROM ALL SMC BRANCHES BUT ONLY
WHILST STOCKS LAST**

DEPENDING ON DELIVERY STOCKS SHOULD BE AVAILABLE
AROUND 10th/11th APRIL 1990

**SOUTHAMPTON (0703) 255111
CHESTERFIELD (0246) 453340
AXMINSTER (0297) 34918**

**LEEDS (0532) 350606
BIRMINGHAM 021 327 1497**
For full addresses see display advert



SITUATED AT SOUTHERN END OF M23 — EASY ACCESS TO M25 AND SOUTH LONDON

RECEIVERS

HF225	£395
ICR71	£855
R2000	£595
VC10 V.H.F. Converter	£161
FRG8800	£649
FRV8800 V.H.F. Converter	£100
R5000	£875

HF TRANSCEIVERS

TS950s	£3199
TS940s	£1995
TS440s	£1138
TS140s	£862
TS680s	£985
FT1767GX	£1599
FT1757GX2	£969
FT1747GX	£659
IC765	£2499
IC751A	£1500
IC735	£979
IC725	£759
IC726	£989

2M TRANSCEIVERS

TH25E	£238
TH205E	£199
TH215E	£228
TS711E	£898
TR751E	£599
TM231	£289
FT411 + FNB10	£259
FT290R II	£429
FT211RH	£309
FT212RH	£349
IC2GE	£265
IC228H	£385
IC275E Inc PSU	£1069
IC2SE	£275
IC2SET	£295

70CM TRANSCEIVERS

TS811E	£908
TR851E	£699
TH405E	£245
TH415E	£268
FT790Rii	£499
FT711RH	£349
FT712RH	£375
IC4GE	£299
IC4SE	£310
IC448E	£429

DUAL BAND TRANSCEIVERS

TM721E	£699
TS790E	£1495
FT470R + FNB10	£423
FT736R	£1359
FT4700RH	£675
IC42E	£399
IC3210E	£499
IC2400E	£635
IC2500E	£675
IC24ET	£385

SCANNING RECEIVERS

ICR7000	£989
FRG9600M	£509
RZ1	£465
AR2002	£487
R535 Airband	£249
STANDARD AX700E	£575

ANTENNA TUNER UNITS

FRT7700	£59
FC757AT	£349
AT230	£208
AT250	£366
ICAT100	£379
MFJ941D	£105
MFJ949C	£164.60

DATONG

AD370 Active Antenna	£77.62	3.00
FL3 Multimode Filter	£145.54	2.00
D70 Morse Tutor	£63.40	2.00
ASP Speech Processor	£93.15	2.00

COAXIAL SWITCHES

SA450 2way SO239	£19.49	1.50
SA450N 2way N	£26.99	1.50
Drac 3way SO239	£20.18	1.50
Drac 3way N	£35.94	1.50
C54 4way BNC	£30.39	1.50
MFJ-1701 6way SO239	£38.35	1.50

POWER SUPPLIES

BNOS 12/5E	£74.75	5.00
BNOS12/20E	£178.25	5.00
DRAE 6amp	£84.99	3.00
DRAE 12amp	£113.10	5.00
DRAE 24amp	£163.42	5.00

HAND HELD RECEIVERS

R537S Airband	£69.00	2.00
Sony Air 7	£249.00	2.00
Win108 Airband	£175.00	2.00
AOR AR900	£199.00	2.00
YUPITERU MVT5000	£299.00	2.00
FAIRMATE HP100E	£299.00	2.00

PALOMAR ANTENNA PRODUCTS

Antenna Noise Bridge — Up to 100MHz	£59.95
Tuner-Tuner — Tune your ATU without transmitting	£299.95
LED S.W.R. Meter — Auto SWR up to 2kW P.E.P.	£124.95
9:1 Balun. For the T2FD Antenna.	£23.95
	£119.95

ANTENNA RANGE

J Beam 'Minimax' Tribander	£378.35
J Beam TB3 MK3 Tribander	£365.70
Butternut HF6V	£182.85
Butternut HF2v	£163.00
Cushcraft A3 Tribander	£299.00
Cushcraft 2M 15WB	£99.00
Tonna 20505 Sele 50MHz	£50.72
Tonna 20809 Sele 144MHz	£33.12
G Whip tribander 10-15-20	£44.39

MORSEKEYS

Kent Morse key kits	£33.50	2.50
Kent Twin-paddle Kits	£42.50	2.50
Hi Mound MK704	£20.00	2.00
Hi Mound MK706	£22.00	2.00
Vibroplex original std	£81.79	2.50
Vibroplex Iambic std	£77.09	2.50
Benchner BY2 Chrome Base	£76.97	2.50

FILTERS

AKD HPF1	£6.75	1.00
AKD Braid Breaker	£6.75	1.00
AKD Notch Filter	£7.75	1.00
LF30A Low pass filter	£32.26	2.00
AKO High pass filter	£6.75	1.00


ANTENNA BITS

Hi-Q Balun 1:1 5kW PEP.	£13.95	1.00
Bricomm Balun 4:1 1kW	£14.95	1.00
Bricomm 7.1MHz Epoxy Traps (pair)	£12.65	1.50
Self Amalgamating Tape 10m x 25mm	£4.25	0.75
T-piece polyprop Dipole centre	£1.60	0.25
Small ceramic egg insulators	£0.65	0.20
Large ceramic egg insulators	£0.85	0.20

CABLES ETC.

URM67 low loss coax 50 ohm per metre	£0.95	0.25
UR76 50 ohm coax dia. 5mm per metre	£0.35	0.10
UR70 70 ohm coax per metre	£0.35	0.10
UR95 50 ohm coax dia. 2.3mm per metre	£0.40	0.10

PALOMAR TUNER-TUNER™




£99.95


Do you use an antenna tuner? Then you need the new Palomar Tuner-Tuner to tune it to your operating frequency without transmitting. Just listen to the Tuner-Tuner's noise with your receiver. Adjust your tuner for a null and presto! you have 1:1 SWR. It's as simple as that.

PALOMAR R-X NOISE BRIDGE

£59.95



PALOMAR SWR & POWER METER



£124.95

●The only meter that shows PEP output directly, accurately, instantly.

Shows power and SWR on bright red light bars. See PEP and SWR while you talk! Automatic "hands-off" SWR reading. Power ranges 20-200-2000 Watts. Works from 1-30 MHz. Power required 12-V DC.

●Learn the truth about your antenna.

The Palomar R-X Noise Bridge tells you if your antenna is resonant or not and, if it is not, whether it is too long or too short. It gives resistance and reactance readings on dipoles, inverted Vees, quads, beams, multiband trap dipoles and verticals from 1 to 100 MHz.


GOODS NORMALLY DESPATCHED WITHIN
24 HRS. — PRICES CORRECT AT TIME OF GOING
TO PRESS — E&OE

MAIL ORDER & RETAIL

BREDHURST ELECTRONICS LTD HIGH ST, HANDCROSS, W. SUSSEX. RH17 6BW (0444) 400786

Open Mon-Fri 9am-5pm except Wed 9am-12.30pm. Sat 10am-4pm

PALOMAR PREAMPLIFIER



£149.95

Can't hear the weak ones when conditions are bad? Receiver lacks sensitivity on 20, 15 or 10? Get the world famous Palomar preamplifier. Tunes from 160 to 6 meters. Gives 20 dB extra gain and a low noise figure to bring out those weak signals. Reduces image and spurious responses too.

An RF sensing circuit bypasses the preamplifier during transmit. The bypass handles 350 Watts.

BALUNS SPECIAL ORDER ONLY



1:1 & 4:1
HIGH POWER
VERSIONS
ALSO
AVAILABLE

1.7-30 MHz. 350W PEP. Ratios to match 50/
75/100/150/200/250/300/375/450/600/800
ohms. Specify ratio. Model PB

£23.95

ARE

COMMUNICATIONS

6 ROYAL PARADE
HANGER LANE
EALING
LONDON W5A 1ET
TEL. 01-997 4476

**NOW
NO DEPOSIT
AND UP TO
4 YEARS
TO PAY**

"A DREAM COME TRUE"

TO ALL FT 290 OWNERS, OR FOR THOSE WHO
WANT TO OPERATE HF FROM THEIR
2 METRE RIG———

TOKYO HI POWER HAVE PRODUCED THIS
SUPERB TRANSVERTER DRIVEN FROM
144-146MHz AT 3-10W AND PRODUCING
40 WATTS OF EITHER FM OR SSB ON EITHER
10-15-20-40-80 METRES.

THE UNIT IS ABOUT THE SAME SIZE AS THE FT 290.

SO WHY NOT ENJOY THE IMPROVING
CONDITIONS ON THE HF BANDS USING YOUR 2m
EQUIPMENT.



£249 — CASH/
CHEQUE/
CREDIT
CARD
OR 12 PAYMENTS
OF £23.76



Kenwood TS440S & Auto ATU

One of the finest HF transceivers ever
produced by Kenwood. Whether used as a
base station or mobile — its superb
specification rates it high amongst its
competitors.

Special Exhibition Offer TS440S with auto
ATU **AND FREE** Revex 30amp power
supply — at list price or 48 payments of
£43.08.

£1,282

WITHOUT AUTO ATU £1039

WHEN IT COMES TO BREAKING
THE PRICE BARRIER WE ARE
RARELY BEATEN. NOW A
SUPERB DUAL BAND
TRANSCEIVER FROM STANDARD
AT AN AMAZING **£379.00**
CASH/CHEQUE/CREDIT CARD
OR NO DEPOSIT AND
36 MONTHLY PAYMENTS OF
£15.23 PER MONTH

Here are 25 good reasons why you should consider
the new **STANDARD C520**

- ★ Dual band receive
- ★ Full duplex transmit (between 2 & 70)
- ★ Receive coverage 130-175MHz, 330-470MHz & 820-960MHz
- ★ Handheld auto repeater facility
- ★ Select 5-tone pager facility
- ★ DTMF keyboard
- ★ Selectable RF power output
- ★ CTCSS option (programmable against frequency)
- ★ 5, 10, 12.5, 20, 25, 50kHz programmable step sizes
- ★ Programmable offsets between 0 and 39.995MHz
- ★ 20 memories on VHF and UHF
- ★ Manual toneburst 1750Hz fitted
- ★ Reverse repeater facility
- ★ Power save
- ★ Squelch defeat
- ★ Dial illumination
- ★ Priority function
- ★ Multiple scanning modes
- ★ Dual display
- ★ Separate volume and squelch control for each band
- ★ Full range of accessories available
- ★ Measures only 2.5ins x 7ins x 1.5ins
- ★ Full 5W output when powered by 13.8 volts dc
- ★ One year parts and labour warranty
- ★ Supplied complete with empty battery case, duplex antenna, belt clip and carrying strap



**STANDARD
C520
£379.00**

LICENSED CREDIT BROKERS A.P.R. 29% SUBJECT TO STATUS

MORE BARGAINS FOR N.E.C.



Brenda
G4VXL

Both Brenda
and Bernie
will be
pleased to
welcome you
to our stand
at the N.E.C.



Bernie
G4AOG

ICR7000HF Receiver 500kHz — 2GHz



YES, 500kHz to 2GHz CONTINUOUS receive in one unit. Using the ICR7000 multimode facilities, this probably makes the "2 in 1" ICR7000HF Receiver the most versatile scanner available today. Because of the enormous frequency coverage, the ICR7000HF has 200 mode sensitive channels for increased flexibility.



Now available on A.R.E. super credit terms.
48 monthly payments of £33.23 A.P.R. 29%
Cash/cheque/credit card price.

£989.



KENWOOD TS140S

PHONE ANY OFFICIAL KENWOOD
DEALER AND ASK FOR THE PRICE
OF THE TS140 AND YOU WILL HEAR
£862 — HE MAY OFFER YOU A
DISCOUNTED PRICE OF SAY **£799**.
BUT WE ARE OFFERING
THIS SUPERB TRANSCEIVER
FOR **£699**

PHONE 01-997 4476

REMEMBER

WE SELL ALL WELL
KNOWN BRANDS. LET
US QUOTE FOR YOUR CHOICE
KENWOOD — ICOM — STANDARD

WE HAVE BEEN
FORTUNATE IN

PURCHASING A LARGE QUANTITY
OF YAESU FT 747GX TRANSCEIVERS
DIRECT FROM OUR AGENT
IN JAPAN AND WE ARE PLEASED
TO BE ABLE TO OFFER THESE
AT THE AMAZING PRICE OF

£499 INC VAT.

CW & AM FILTERS ARE AVAILABLE AT £35 EACH



AVAILABLE WITH NO DEPOSIT AND
48 MONTHS TO PAY — **£16.77 PER MONTH**

THE FT747 HF TRANSCEIVER SSB/CW/AM (AND OPTIONAL FM) 100
WATTS PEP OUTPUT ON ALL HF BANDS AND GENERAL
COVERAGE ON RECEIVE. 100kHz — 30MHz, DUAL VFO 20
MEMORIES. ALTOGETHER A SUPER ECONOMICAL HF
TRANSCEIVER

PHONE FOR DETAILS


	48 PAYMENTS	CASH/CHEQUE/ CREDIT CARD
TS950		POA
TS680	£31.09	£925.00
TS140	£23.49	£699.00
ICOM781	£134.25	£3995.00
ICOM765	£75.44	£2245.00
ICOM735	£30.07	£895.00
ICOM726	£30.07	£895.00
ICOM725	£23.49	£699.00

ARROW — FOR THE BEST DEAL IN AMATEUR RADIO!!

**IN AT LAST
NEW!! AR1000**
SuperScanner
1000 Channel memory
& 15-1300MHz.
**IMMEDIATE DELIVERY
AT £249.00**



'IC725 STAR BARGAIN'



SM/AM Unit
included
microphone
included
30 Amp P.S.U.
included
G5RV Antenna
included
all-in price
£869.00!!

NEW! IC-24E



ICOM mini dual bander
2M & 70cms FM
DISCOUNT PRICE £349
incl. nicad, charger

TS440S KENWOOD


**HF Base Station
with Internal ATU**
Please Phone for Price

NEW ICOM IC-R1

Micro-size handheld
scanner 150KHz/
1300 Mhz
£399




TS140S or TS680S with 6M



Phone for
Best Price

NAVICO SUPER SPECIAL OFFER!!

Minimum £50 Trade-In for any working 2
metre or 70cms Japanese Transceiver against
the superb AMR1000S at **£299.00**. Take PX
to ARROW branch at CHELMSFORD,
GLASGOW, OR WIGAN.



TR751E — FREE CREDIT

**EXCELLENT 2 Metre
performance from this
great allmode rig.**
Dep: £199 + 9
payments **£44.44.**



TH75E KENWOOD DUAL BANDER

with receive
140/169 & 430/460MHz
Nicad & Charger
£389.00



HP100E


NEW HP100E from
FAIRMATE, 25/1300
Mhz
1000 channel memory
£279.00

NEW IC-R72 RECEIVER



General coverage
100KHz/30Mhz,
compact size
£599

IC2SET ICOM 2 metre FM
Keyboard Entry Micro-Handy
nicad,
Wall charger.
Ext. RX coverage.
included at:
DISCOUNT DEAL £277.00



IC4SET ICOM 70cms FM
Keyboard entry Micro-handly
Inbuilt nicad, wall charger
included at:
DISCOUNT DEAL £289.00
Extended receive coverage.

ONLY £499!!



The most remarkable Scanner yet.
AX700 with Panoramic Display.

**MANY MAJOR
ITEMS AVAILABLE**
WITH INTEREST FREE CREDIT
AT 1/3RD DEPOSIT BALANCE
OVER 9 MONTHS (A.P.R. ZERO)

JUPITER SCANNERS!

25-1300 Mhz with
exceptional performance
(really sensitive
at 900 Mhz!)

MTV5000 Handheld £275

MTV5000 Handheld
DISCOUNT DEAL £275
(Includes nicads, case DC Lead)
MTV6000 Base/Mobile
DISCOUNT DEAL £339
(Incl. DC Lead & Mobile Mount)



NEW! C528 STANDARD DUAL BANDER

with receive 130/172
350/470 & 890/960MHz!
£369



R-7000 ICOM's superb VHF/UHF/ SHF receiver



R7000 + CRZ12DB COMET
Active Antenna
SPECIAL DISCOUNT
DEAL: **£989.00**

The CRZ12DB covers 500Hz to 1500MHz & includes PSU & controller.

NEW SHOWROOM IN N. WEST OPEN!!

Greensway Arcade, Gerrard Street,
Ashton-in-Makerfield, Wigan,
Lancs. Tel: 0942 713405

Jim Cook, G6TYB is at your service Mon-Sat

Finance arranged subject to status. APR typical 34.4%. Written quotations on request.
If you would like data sheets on any item(s) please send a Stamped self-addressed envelope.

COMET PRICE LIST JANUARY 1990

NON RADIAL: Mobile antennas independent of vehicle ground plane

CHL21J 144/432 Mhz, Unity/2.15dB, 100W Only 29cms long.....£15.95
CHL23J 144/432 Mhz 2.15dB/3.8dB 100W Only 44 metres.....£17.95
CHL24J 144/432 Mhz 2.15dB/5 dB 100W 0.8 metres long.....£25.30
CHL250H 144/432 Mhz 3.0dB/5.5dB 200 Watt 0.95 metres long £32.80

2x4 Series + Tri-band mobiles and base station antennas

2x4M 144/432 Mhz 4.5/7.2dB 150 watt 1.53 metres.....£37.85

2x4 SERIES & DUAL BANDERS featuring the unique super linear converter system

2x4MAX 144/432 Mhz 8.5dB/11.9dB 200 Watt 5.4 metres "N" G.
Fibre.....£125.00
2x4WX 144/432 Mhz 6.5/9.0dB 200W 3.18 metres Glassfibre.....£79.95
2x4SUPER II 144/432 Mhz 6.0/8.4dB 200W 2.43 metres Glassfibre.....£77.35

2x4FX Compact 144/432 Mhz 4.5/7.2dB 200W 1.79 metres.....£56.80

DUPLEX & TRIPLEXERS Zinc alloy diecast

CFX5140 50/144/432 Mhz 800/800/500 Watt PEP 55dB isolation.....£38.10
CF413N 432/1296 Mhz 500/200W PEP 55dB isolation "N".....£38.65
CF416 144/432 Mhz 800/500 W PEP 60dB isolation.....£28.80

SR Series to order only. MONO BANDER MOBILE ANTENNAS

CA285 5/8 wave 3.5dB 300Watt 1.32 Metres Base loaded.....£15.00
CA287C 7/8 wave 5.2dB 200W 1.89 metres double co-phase.....£22.50
CA430TM 3 x 5/8 wave 432 Mhz 6.8dB 150W 1.47 metres.....£29.95

MONOBAND BASE ANTENNAS

ABC21 5/8wave Ground Plane 144 Mhz 3.4dB 200W 1.4 metres.....£24.50
ABC22A 2 x 5/8 wave 144 Mhz 6.5dB 2.87 metres.....£38.00

ABC23 3 x 5/8 wave 144 Mhz 7.8dB 200 W 4.5 metres.....£59.50

ABC71 5/8 wave ground plane 432 Mhz 3.4dB 54 mtrs.....£21.56
ABC72 2 x 5/8 wave GP 432 Mhz 200W 5.8dB 1.07 metres.....£34.85
CA712EF 432 Mhz Twelve x Half wave! 9.5dB 3.10 metres.....£56.00

HF & 50 MHZ

CHA-5 Vertical with Loaded Radials for 80/40/20/15/10 M 200W SSB 5.29
Metres. Features trifilar wound toroidal core.....£219.95
52HB4 4 EL HB9CV Beam 10.4dB for 50 Mhz 400W SSB 3.2M.....£67.80
CBL30 HF 1.7 — 30 Mhz Balun 1:1 1kw.....£20.85

CRZ/DISCONC & HANDHELD ANTENNAS

CRZ12DB A Unique wide band Active antenna 500Hz to 1500 Mhz 1.24
Metres with controller.....£96.30

ARROW RADIO LTD.

5 The Street, Hatfield Peverel, Chelmsford, Essex CM3 2EJ.
Tel: 0245 381626/381673 Fax: 0245 381436
Hours: 9-5 (Closed Thursdays)


GLASGOW SHOWROOMS:

Unit 17, Six Harmony Row, Govan, Glasgow.
Scotland G51 3BA. Tel: 041 445 3060.
Hours 8.30-5.30 Mon-Fri. (Closed Saturday).
AGENT
LEICESTER — DAVE FOSTER Tel: 0533 608189
Latest calls 8.30pm please!



YOUR ORDER CAN BE TELEPHONED WITH CREDIT
CARD DETAILS & DESPATCHED IMMEDIATELY!
FREE FINANCE ON MANY MAJOR ITEMS AT RRP.
(Ask for details of qualifying items —
see examples above).

Keylines



Rob Mannion G3XFD

It must be Spring - the rally season has started! The many and excellent mobile rallies and shows up and down the country are very important to *PW* and our sister publication *Short Wave Magazine* as we can meet and talk to readers. Many of you take the opportunity to 'bend' the editor's ear, and feedback such as this can be very useful - if sometimes uncomfortable. Joking apart, most of you who have criticism and suggestions about *PW's* approach to the radio hobby present it in a very positive and helpful way.

As *PW* strides forward into the new decade we are very conscious of the fact that we must try to cater for our readers in the best way possible. And let's face it - without you there would be no magazine. To this end, throughout 1990 at all the shows and rallies that *PW* and *SWM* attend, you'll be given the opportunity to fill out a questionnaire.

The forms will enable us to gather as much information as possible from you all as to what you, the reader, require from the magazine. The data will enable us to evaluate your likes and dislikes and you'll also have the chance to suggest ideas for new features and projects. We very much value your comments and all it will cost you is a few moments of your time and opinion. In return your completed form will be entered in a free draw. The first

lucky winner was Marie GOLAS from Kent, who won her prize at the Picketts Lock Show in London in March. Marie chose an *ARRL Handbook* - so don't forget, spare a few moments at our stand and help us to help you and you could help yourself in more ways than one.

The Show Must Go On

It's a little while since we had an amateur radio show in London. It's a very long while since we had a show where parking was unrestricted and free. The Picketts Lock Centre in North East London proved to be an ideal venue in this respect. As the spacious venue is not far from the M25, with good rail communications for those not brave enough to drive on the motorway (I kid ye not, I even had to avoid a glass-reinforced plastics Dinosaur in the middle lane near the M11 turn-off), the choice of location seems

ideal. If there were any serious concern that a show based in London was wanted by the amateur radio public, the number of visitors to the *PW* stand from Scotland, Wales, Northern Ireland, Eire, France, Belgium, Holland, Germany, Italy and Greece should surely convince any one.

The organisers - the Southgate Radio Club - worked incredibly hard and showed what could be done. I've never seen such a willing bunch of workers. They were everywhere and they and all the traders proved that the two-day event has much potential. What a pity that they were let down by the lamentable public conveniences. However, I'm assured by the organising committee that various problems such as this will be sorted out for next show - to be held on the 8th and 9th of March 1991 - and speaking for myself, I'm looking forward to the next show despite the M25 Dinosaur!

Getting There

Many people who know me are fully aware of my interest in railways. As a founder member of the British Railways Amateur Radio Society along with Ron Hooper G3SCW (now sadly a Silent Key) I have retained much of the railwayman in my outlook to rail travel. Knowing full well that many enthusiasts wishing to travel to the big shows such as Leicester and the NEC near Birmingham, would often prefer to let the 'train take the strain', I asked BR Inter-City if it would be possible to arrange special bargain tickets for those of our readers wanting to travel by train. Unfortunately, after several letters and phone conversations, BR officials politely but firmly stated that they had more than enough passengers travelling to both locations without encouraging even more by offering special rates. Perhaps we'll have more luck

when a show is organised in a location served by a threatened or less well-used railway service. Anyone for a national show on the Welsh Borders? (All Change at Craven Arms Please).

Conversion to Four Metres

Have you recently bought an ex-p.m.r. transceiver with a view to converting it to 70MHz f.m. operation? If you have, I would be pleased to hear from you and details of the particular rig you've bought. In fact, we'd like to hear about any successful conversions that have been carried out on the various transceivers that can be found.

To close this month's piece I have to thank readers who've written to me on the valve topics in previous *Keylines*, and pose a question to those of you who enjoy home construction. Do you, when building a design published in *PW*, prefer to work from the circuit alone (with tips on construction but without comprehensive guidance) or do you prefer the complete circuit, guidance, p.c.b. and over-lay service that we provide now? Either way, I would like to know your preferences. Don't forget - there's room for extra comments on our forms available at a rally near you this season.

Come and see us there and help us to help you!

RM

Receiving You...

Send your letters to the Editorial Offices in Poole, the address is on our contents page. Writer of the Star Letter each month will receive a voucher worth £10 to spend on items from our PCB or Book Services, or on PW back numbers, binders, reprints or computer program cassettes. And there's a £5 voucher for every other letter published. Letters must be original, and not duplicated to any other magazines. We reserve the right to edit or shorten any letter. Brief letters may be filed via our Prestel Mailbox number 202671191. The views expressed in letters are not necessarily those of *Practical Wireless*.

★★★★★STAR LETTER★★★★★

Discrimination

Dear Sir

As an old-time radio enthusiast who had the regrettably useless privilege of exemption from the RAE forty years ago may I say that while I fully sympathise with your remarks on discrimination it is unfortunately the case that it has already been introduced into the novice licence concept, with the intent of promoting Morse even at the risk of defeating the purpose of that concept. Events over the last few years confirm that, by and large, DX is what attracts while Morse tends to repel.

It will always be the case that some will hold themselves better than others, but his would be easier to bear if the Morse test were a qualification for those who actually want to use Morse on the air, rather than a device for preventing access to all forms of h.f. transmission.

I am well aware of (and do not dispute) all the merits of Morse which are so repetitiously trotted out (indeed its qualities of penetration are, as I write, being demonstrated by two characters hammering away in the middle of one of the 'phone sections - I would not dare try that the other way round!). But there are people who can fully satisfy examination requirements and do have the price of, or could even build, an h.f. rig but are barred from the h.f. bands only because they have no aptitude for Morse; they cannot see why they should be made inferior compared to, say, those of us who have contrived to scrape through the test but who do not want to, could not, and have no intention of trying to carry through a Morse QSO. It is long past time for work to begin to secure an all-bands, no Morse test licence in this and other countries. This would be perceived to be logical, which the existing situation is not; and indeed, as Morse passes out of use in other spheres while amateurs increasingly indulge in RTTY/AMTOR/packet/data transmission (and Morse itself can be encoded and decoded by machine) continuing imposition of the test as a condition of access to amateur radio indeed is illogical.

I must hasten to emphasise that I am not decrying Morse. I would be happy to accept, indeed I advocate, that the licence conditions should be so amended that the Morse sections of the h.f. bands are legally reserved for the use of Morse by those who pass the test. That, I submit, should be a sufficient privilege to underpin Morse elitism. And as to the perpetuation and propagation of enthusiasm for Morse I suggest it remains true in all spheres that a volunteer is worth two pressed men.

Alex L. Dick ('Sandy' GM0IRZ). Dundee

To All Rally-Goers

Dear Sir

The Lancastrian Rally Committee offers its sincere apologies to the many people who were under the impression that the Lancastrian Rally was to take place on Saturday 27 January 1990, as published in *Practical Wireless*, January and February 1990. We must point out that this was NOT the fault of the committee, but an error on the part of *Practical Wireless Magazine*. We have contacted Rob Mannion, the editor of *PW*, who has given us a firm undertaking to print a full apology and correction as soon as possible, as well as an offer to promote the rally during the coming year. We are now quite satisfied with *PW's* response.

We ourselves made every effort to inform as many people as possible, by putting out announcements on GB2RS, Packet and even having a station

on 2m on Saturday morning telling all and sundry that the rally was not taking place this year. However, we do realise that this is small consolation to the 60 or so people who made the journey to Lancaster only to be disappointed on arrival. Again, we can only offer sincere apologies and hope that this will not deter you from attending the rally on the correct date, which is Sunday 27 January 1991.

Finally, to the 150 plus people who phoned our contact numbers during January, thank you for your patience and understanding. To the best of my knowledge, not one of those who phoned was ill-mannered, ill-tempered or anything other than courteous and good-humoured. We look forward to seeing you all at Lancaster in January 1991.

M. Sherlock G4ZYN
pp. J. Brown G0JSM
Chairman Lancastrian Rally Committee

Editor's comment: When you send in rally details a long way in advance of the event, please mark the year very clearly!

Dear Sir

First, thank you for an excellent magazine.

Secondly, I must say that I am not a fan of letter writing but I need info and I think you can help me.

Last evening, I had my first 2-way QSO is SSTV with UV9WV. Reports exchanged, both 595, frequency was 14.233MHz, eight seconds and time 17.40GMT. His QTH was UFA and name (the standard) VLAD!

Please can you tell me the date of the start of SSTV in the USSR and further, can they work any other data, AMTOR, Fax, etc?

Since Richard Thurlow G3WWV went dark screen and Les Curno stopped writing there is no column devoted to SSTV and this is a shame since there are many more amateurs using the mode through computers.

Finally, I received the above station via an FT-767GX: TX the GX-2 Technical Software an ancient BEEB and RX ROBOT 400C, my output was 60 watts, antenna 2 ele, tri-bander, tower down, 8m.

Continue the good work.

Clem Blumfield, Shrewsbury, Shropshire

Dear Sir

Whilst I am slowly recovering from a long illness, and recovering old valve radios, I noticed a distinct change in the pattern of the broadcast reception and wonder if anybody else has noticed this too?

For about a year I have been practically unable to receive Voice Of America on 5.695mc and the next frequency and the next. I know the transmission is there because occasionally I hear it crossed over with GDR and Prague. Sometimes I cannot receive CSM Boston at all, in the 29 or 31m band. This morning for the first time they came roaring in, Cuba disappeared, Ontario almost invisible at 2200 or 1400 or 1800. South American stations nil. SRI disappears. Then some days the entire band from 5MHz to 23MHz is smothered with whistles at every channel, some of the public commercial channels are inaudible on any receiver I have, Sanyo, Bush, Murphy. Some days the whistles have gone entirely from all channels.

Has any other listener noticed this?

I understand that the E-layer is now full of junk hardware from space shots. The clutter is so close that ongoing work is not at risk of damage from collisions. If that is true, shouldn't the metal junk reflect radio transmissions and cause unusual results?

The other question is this: looking once again at the time quota for obtaining a licence, I wonder, that every police officer, fireman, gas repair plumber, water board repair group all have transmitters which they use continuously. Have they all passed the RAE licence examination?

My Scottish forebears would say "is that a fact...?"

John D. Berridge
Whitchurch
Cardiff

Competition Corner


Clues

Across

- 1 Beam search matches syllables (5)
- 4 Lorry front, taxi (3)
- 6 Give plants private drink (5)
- 9 Podded vegetable (3)
- 10 Frozen 6 across (3)
- 11 USA bird emblem (5)
- 12 Unsatisfactory fruit drop (5)
- 13 Hated opponents (7)
- 14 Meant to happen (5)
- 17 Urgent move makes less speed (5)
- 20 Insane behaviour (5)
- 23 Gilded bronze furniture (6)
- 24 Raised children on hind legs (6)
- 26 Worthless ox tum (5)
- 27 Energetic atom after radio (6)
- 29 Devious gallery (6)
- 31 Ideal sleep vision (5)
- 34 Wire width measurement (5)
- 37 Extra equipment (5)
- 40 Butter holds in place (7)
- 41 Calculating snake cleans German windscreen (5)
- 42 Bring on oneself (5)
- 43 Metal container (3)
- 44 Sleepy physical action agrees with wink (3)
- 45 Portable light song (5)
- 46 Liquid power of humour (3)
- 47 Before due (5)

Down

- 1 Storage platform (5)
- 2 Jargon (5)
- 3 Hurry, time measurement (5)
- 4 Photographic equipment, in private (6)
- 5 Island costume (6)
- 6 British nationality (5)
- 7 Trainer domesticates (5)
- 8 Home on the extent for cooking (5)
- 15 Wind constituent in waves (3)
- 16 Making Gretna Green marriage (7)
- 18 Modified to another 30 down (7)
- 19 Fasten old school identification (3)
- 20 Cut volume dumbly (5)
- 21 Sound - in the rough (5)
- 22 Milky quality (5)
- 23 Female germ cell (3)
- 25 Short Delaware (3)
- 28 Initially American intelligence (1,1,1)
- 30 Equipment in current employment (3)
- 32 Competition involving 3 down (6)
- 33 Oak fruits grow (6)
- 34 Dyslexic numerical diagrams - hard work! (5)
- 35 Below (5)
- 36 Worldly power made safe (5)
- 37 Putting by, stage whisper (5)
- 38 Not a medal, but internal covering anyway (5)
- 39 Grubby signals (5)



Complete the crossword, fill in the form below and send your entry to PW Publishing Ltd., May 1990 Crossword Competition, Enefco House, The Quay, Poole, Dorset BH15 1PP.

Closing Date 10 May 1990.

The Editor's decision on the winner is final, no correspondence will be entered into.

Name

Address

.....

.....

.....

..... Postcode

☐ Subscription ☐ Vouchers (please specify)

PRIZES...PRIZES...PRIZES...PRIZES...PRIZES...PRIZES...PRIZES

First prize winner can choose either a one year PW subscription or £20 in vouchers for the book service.

The two runners-up can choose from either a six month PW subscription or £10 in book vouchers.

Newsdesk '90

Dual Channel Scope

STC Instrument Services now have added two Philips oscilloscopes with a dual-channel facility in their range.


For under £350, the PM3208 is a 20MHz product while the PM3209, at under £600, covers the 40MHz bandwidth and also offers a delayed timebase facility.

Both instruments offer such features as a variable hold-off to ensure a stable display for complex pulse trains or data streams; an X-Y mode for display of waveforms (including Lissajous figures); TV triggering for display of video signals and the ability to connect to a frequency counter (or similar instrument) to obtain higher accuracy measurements.

The two units have 80 x

100mm rectangular screens offering parallax-free readings and the ability to illuminate if, for example, photographs of displays are required. Both instruments are supplied with high-quality probes as standard.

STC Instrument Services
Dewar House
Central Road
Harlow
Essex CM20 2TA.
Tel: (0279) 641641.



Used Postage Stamps

As many readers may remember, John T Allsopp G4YDM has been collecting used postage stamps to help buy a TX/RX for a disabled amateur friend. Well, the last appeal was very successful and many people sent notes asking him did he want more than the parcel they had just sent. Unfortunately, he can't reply to everyone individually otherwise he wouldn't get much done!

His message to all - "Yes, I'm still collecting". So if you have any used postage stamps, send them to:

John T. Allsopp G4YDM
30 Manor Park
Concord Village
District 11
Washington
Tyne & Wear NE37 2BT

COMEX 90

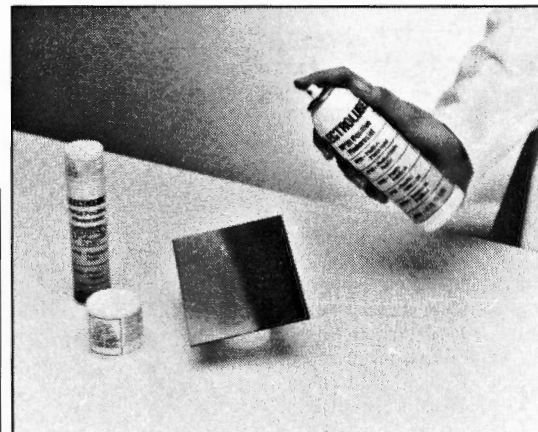
COMEX 90, the mobile communications exhibition and conference will be held in the Telford Exhibition Centre, Telford on October 16-18. If you would like more information on this event, contact:

John Graham,
Frametrack Limited, Keswick House,
207 Anerley Road, London SE20 8ER. Tel: 01-778 5656

Basic Measurements



The latest hand-held digital multimeter from TMK Instruments provides the user with all the basic measurements using a single, easy-to-use, rotary switch. Model G85 has a clear 1999 count three and a half digit liquid crystal display with automatic zero, polarity, over-range and low battery indication. Housed in a yellow rugged case, the G85 has recessed safety sockets and test leads. This highly reliable



Non-CFC Photoresist

Believed to be the first aerosol photoresist product using an ozone-friendly propellant, new Electrolube RP50 is a fast-drying positive resist for one-to-one reproduction of circuits, diagrams and images on metals from transparent positive masters.

Available in 75 and 200ml aerosols, RP50 is suitable for small production requirements. Both 1 and 2.5 litre bulk containers are also available for larger volume users. With a solids content of approximately 12%, RP50 aerosols have a shelf-life of one year unused and give coverage of approximately 2.2m² (75ml) and 5m² (200ml).

Processed RP50s clear green colour produced a high contrast image with a resolution of better than 0.1mm and a fine spraying nozzle ensures extremely thin, uniform edge-to-edge

coating, with thickness entirely within the operator's control.

After applying RP50 to a clean, grease- and dust-free surface, the coated boards are left to dry overnight or alternatively oven dried for 10-15 minutes at 75-80°C. The design artwork is then placed on to the coating which is then exposed to a uv light source. Development is carried out using diluted Electrolube Photoresist Developer producing a clear green image of those areas not exposed to the uv, on a copper background. The bare copper areas are then acid etched away. The remaining photoresist on the design pattern is removed with undiluted Photoresist Developer leaving behind the printed circuit pattern ready for subsequent operations.

Electrolube Ltd
Blakes Road
Wargrave
Berkshire RG10 8AW
Tel: (0734) 404031

and value-for-money instrument has many applications and is fully guaranteed for one year.

Two d.c. voltage ranges measure to 200V, have a 10mV resolution and a basic accuracy of 0.7%, a.c. voltages goes to 500V in one range with a 1V resolution. Direct current up to 10A with a 10mA resolution and a basic accuracy of 1.5%. Ohms are measured in 2 ranges to 2MΩ with a best resolution of 1Ω, while

diode test are carried out at 3 volts and 1mA. Model G85 is supplied ready for use with a battery, test leads, carrying case and instructions. The physical dimensions are 73 x 148 x 32mm. The G85 costs £39.95 excluding VAT.

TMK Instruments
Building 3
GEC Estate
East Lane
Wembley
Middlesex HA9 7PJ
Tel: 01-908 3355.

Newsdesk '90

Dial Search

The latest edition of *Dial Search* by George Wilcox is now available, that's the sixth edition.

The telephone is designed to 'connect you' to all sorts of interesting and useful people. So is every portable radio. Yet many radios in the home stay tuned to one station all the time! Getting more variety of listening is not a matter of chance or magic or even special training. It is largely a question of having the right details to hand - you need a directory. That's why George Wilcox wrote the first edition of *Dial Search* way back in 1981.

Dial Search can save hours of frustration and make home listening worth while - whether your interest is in music or in news from home or abroad.

There are two maps included in the book, the first inside the front cover

is a Map of European Broadcasting Stations. The second, inside the back cover, is of the Broadcasting Stations in the British Isles. Other chapters include: Abbreviations, Spot the Tune, Broadcasts in English, Frequency Bands, Longwave, Medium wave, v.h.f.' (f.m.) and Shortwave.

Dial Search is available from the PW Book Service at £3.95 plus 75p post and packing.

PRO-2004 Upgrade Kit

If you own a PRO-2004 you will be well aware that it has 300 memory channels. This modification kit gives you the opportunity of increasing this by 100, like the 2005.

For just £2.50 you get the the two necessary diodes and a new keypad overlay and full, detailed instructions. Also included

with the package is an A4 sheet of other mods you may wish to do, such as fitting a mains socket, 30MHz stepping, etc.

The instructions for the modification should be straightforward enough for most users to be able to do. Although, as you are warned, if your set is still under guarantee this modification will invalidate that guarantee.

P. Beckett
3 Pasture Close
Whitmore, Newcastle
Staffs ST5 5DQ

1 1-40	2 41-80	3 81-120
4 121-160	5 161-200	6 201-240
7 241-280	8 281-320	9 321-360
0 361-400	.	CLEAR
PROGRAM	ENTER	

Straight Key Day

The European CW Association's Straight Key Day, organised on behalf of EUCW by the Scandinavian CW Activity Group (SCAG), will be held on Saturday 23 June 1990, and is open to all amateur c.w. operators who enjoy working on the hand key, whether regularly or just occasionally.

This is not a contest. The idea is to put aside the electronic keyer for the day and use a hand-key for relaxed QSOs! Those taking part should call CQ SKD on frequencies between 3.540 and 3.570MHz, 7.020 and 7.040MHz, 14.050 and 14.070MHz, or anywhere on the 10MHz band.

Participants having at least five contacts with other straight key station may vote for the best hand-style or 'fist' worked, one vote for each of the three considered best. A 'Straight Key Award' will be sent free of charge to every operator who receives at least two votes.

Although it is expected there will be good support from British based EUCW member clubs, all UK c.w. operators are invited to join in to help make this event a resounding success. Logs and votes should be sent before 17 July 1990 to:

The SKD Manager
Daniel Klintman SM7RXD, Adjunktsgatan 3D
S-214 56 Malmö, Sweden

Eddystone Users Group

Mr W.E. Moore has decided to form an Eddystone Users Group. During a recent visit to the Eddystone factory, he obtained agreement to use facts and data from their manuals in a group newsletter. This would be sent to members and would be operated on a non-profit basis, only a nominal charge for post and printing.

Anyone interested should send an s.a.e. to:
Mr W.E. Moore, 112 Edgeside Lane, Waterfoot
Rossendale BB4 9TR.

Inner & Outer Hebrides DXpedition

Alan G1EUU and Colin G1JME will be using the callsign GM1WAB/M whilst on their inner and outer Hebrides DXpedition. Their timetable is as follows:

May 26 - Grantham to Ardrossan

May 27 - Arran, Gigha, arrive late on Islay

May 28 - Islay, Jura, Luing

May 29 - Mull, (Iona*), South Uist

May 30 - South Uist,

Benbeculla, North Uist, Baleshare, Grimsay, Bernae

May 31 - Skye, Harris
June 1 - Harris, Lewis, Great Bornae

June 2 & 3 - Activate NB, NC, ND, NH, NJ, NO, NT, NS, NX and NY squares. The frequencies in use will be 144.440 & 50.200MHz, 430MHz by arrangement on 144MHz.

*The Isle of Iona may not be mobile operation.

QSL via with s.a.e. via:

G1EUU
68 Aire Road
Grantham
NG31 7QP



G-MEX 1990

Around 3000 radio and electronic enthusiasts turned up at Trafford ARC's second Great Northern Rally at Manchester's G-MEX Exhibition Centre on March 4. If you look carefully you can just about make out the PW and SWM stand. Many thanks to all those readers who came and said hello. As a team we look forward to seeing many more amateurs and s.w.l.s in the forthcoming months as well as in 1991 Rally Season.

Newsdesk '90

DX from Morokulien

The East Leeds ARC GOMFF was formed only a few months ago. They are, in the main, contest orientated and have already entered many contests under the club call-sign.

The club has now finalised arrangements to go even further afield to no lesser place than Morokulien on the border of Norway and Sweden (JO69DW). The borders of both Sweden and Norway actually run through the 'shack' in Morokulien, hence callsigns for both countries have been issued.

For those who have never heard of Morokulien, it is only a handful of kilometres from Charlottenburg, Sweden or about 115km north-east of Oslo.

Five members of the club, G7ELS, G4VRW, G7DCT, G7DHM and G7EIX will be in Morokulien from 8 May 1990 until 11 May 1990 inclusive, using the callsigns LG5LG, SJ9WL and of course GOMFF with the appropriate prefix on h.f. and v.h.f. and probably packet. Hopefully they will be using the satellites as well.

A video of the expedition will be made and will be available for hire on the return of the expedition for a small charge to boost club funds. The shack is available to all amateurs so a video will give you a good idea of what to expect, should you decide to pay a visit.

Anyone wanting to hire the video should contact the club secretary at:

ELARC
2 Temple Walk
Leeds LS15 7SU

International Marconi Day 1990

Following the tremendous success of the world-wide events held in recent years, the Cornwall Radio Amateur Club are once again co-ordinating International Marconi Day on April 21.

The event will run from 0001Z through to 2359Z and the stations participating are:

K1VV/IMD - Operation of this station is under the Direction of 'Whitey' and our other good friends in the Cape Cod area, where the first Europe to USA contact was made.

VE1IMD - Operation of this station is by our colleagues in Nova Scotia - at the Marconi site where the new Marconi Museum has been opened recently.

VO1IMD - This station will be operated from St Johns, Newfoundland, as this is the area where the first transatlantic contact

was made.

I2IMD - No Marconi Day would be complete without our good friends working the official Marconi Club Station in Italy. This station is located in Villa Grifone, near the village of Pontecchio, and it was at this site that the very first transmission in the history of



Water Music?

Pioneer has launched a new wave of musical performance, with products specially designed to extend the range of Pioneer hi-fi sound enjoyment out onto the high seas.

The marine loudspeakers, available in two models 100 and 120W max. Both models have been especially designed to withstand the tough marine environment and feature

gold-plated lead wire and connection terminals, stainless steel mountings and an injection-moulded water resistant polypropylene woofer, built to take even a direct jet of fresh or salt water.

Pioneer have also designed a Marine Cover made to fit any Pioneer car stereo cassette/tuner combination. The new cover protects your sound source by keeping it dry and safe from the rigours of the sea.

Petrol Tokens

When you fill your car up with petrol, do you collect the vouchers that come each time or do you never seem to get enough for the 'gift' of your choice? Well the Belfast RAIBC are collecting BP petrol tokens to provide their members with equipment. So far they have had two TS-440 h.f. transceivers and accessories presented by BP last November. They are still collecting these BP petrol tokens. Send them off to:

RAIBC (NI), PO Box 87, Belfast BT12 5PU

QTI-TNA

QTI is produced by the QTI Talking Newspaper Association, a voluntary organisation which is dedicated to helping visually handicapped radio amateurs and short wave listeners to enjoy radio and electronics magazines.

Each issue of QTI tape magazine is a compilation of technical articles selected from current radio magazines and recorded on tape by a team of readers from all parts of the United Kingdom. The magazine comprises two C90 cassettes and is sent out to more than a hundred members about every three weeks. Most of them are in the UK, there are some in Europe - Norway, West Germany, Southern Ireland - as well as India, Canada and California. Also, a copy of each issue is sent to Australia where it is copied and distributed to listeners in Australia.

The service is available to all handicapped radio amateurs and short wave listeners for a voluntary subscription of just £3.50. Under the Post Office arrangements for the blind, postage is free. In other cases postage has to be paid.

An enterprise of this kind is always in need of funds to cover maintenance, replacements and the purchase of up-to-date recorders and fast-copiers in order to provide a first class service. Material and financial support has been given by the electronics industry, amateur radio dealers and the radio press. However, donation large or small, are gratefully accepted. A covenanted donation is worth one quarter as much again, because QTI-TNA, as a registered charity, can reclaim the income tax which has already been paid on the amount of the donation. There is also a 'Sponsor a Member' scheme which is designed to help those members who are on small incomes by paying their subscriptions. Volunteer helpers are also needed.

Harry Longley QTI TNA, 7 Anderson Close, Lancaster LA1 3JE. Tel: (0524) 33207.

YAGIS

The repeater run by the Young Amateur's Group In Scotland has been postponed and will now take place over the weekend of April 14/15. The objective

is still to work all 27 Scottish voice repeaters. The group GM0MVZ would, as before, appreciate any help such as contacts on some of the quieter repeaters.

Newsdesk '90

radio was made by the Young Marconi in 1895.

GB0IMD - Under the direction of Vernon, a keen Marconi Historian, this station will operate from the area on the Isle of Wight where many early experimental transmissions were made by Marconi and his associates.

GB4IMD - This is the Cornish RAC station operating from the original Marconi site on the top of the Magnificent cliffs by Poldhu Cove on the Lizard Peninsula in Cornwall and very close to England's most southerly point. This was the European station site when the first transatlantic transmissions were made.

GB2IMD - The Marconi station for Northern Ireland will be under the direction of Ivor G14WRI. The site is near Rathlin Island, the well-known Marconi experimental site in that area.

IY0TCI - Last year, Pat

worked as a 'guest' only, but this year will operate as an official Marconi Day station in Civitavecchia. It was near this site that Marconi carried out his first experiments on 500MHz.

IY1TTM - Last year, this station worked as a guest only, but will participate fully in 1990 working from the Tigullio Tower, Marconi. The location of the tower is at Sestri Levante on the Italian Riviera near Genoa. It was from this tower that the early experiments on v.h.f. and u.h.f. for marine direction finding purposes and propagation studies were carried out.

ZS6RSA - This station is representing the South African influence of Marconi. It was from the site in Poldhu, Cornwall that the first transmissions to South Africa were made. During the event last year, special broadcasts were made on the radio station the Voice of South Africa and the

SARL held a very successful open day to celebrate International Marconi Day.

DA0IMD - Greg DL1BFE actually came to visit Cornwall last year and this year will be in charge of this station on the North German coast. It is interesting to note that the first ever 'Marconigram' was sent from Borkum Island on 28 February 1900 and the German PTT officially opened the first wireless service of the world at this site on 15 May 1900.

GB2MDI - John and his colleagues in the Salisbury Radio Club will be operating from the area near Salisbury where in September 1896 and March 1897 Marconi conducted his early field experiments for the benefit of the British Army. This site is where the old roman road meets the A30, just south of Figsbury Rings.

GB4MDI - David and his friends hope to operate

their station from Flatholm Island in the Bristol Channel, a famous Marconi experimental site. They will, in fact, be on the island for about five days using the call GB2FI and will change the call to GB4MDI for the 24 hour period of the International Marconi Day. If the weather prevents access to the island then the station will work from the Marconi site on the Welsh mainland, near Barry.

F(?)IMD - Associates in northern France will be in operation for the first time this year to represent their Marconi Contribution.

Operations this year will be voice only and the following table gives the various band segments on which to listen:

3.7 - 3.8MHz
7.05 - 7.1MHz
14.15 - 14.35MHz
18.1 - 18.168MHz
21.15 - 21.45MHz
24.93 - 24.99MHz

28.3 - 29.69MHz
28.3 - 29.69MHz (f.m. at top end of band)
50.1 - 50.5MHz

This year, to qualify for the Marconi Award, it will be necessary to work any 10 of the 15 special stations. QSL cards can be exchanged via the bureau, or if preferred directly (with stamps or a donation towards the costs please).

All official award claims must be accompanied by either \$5(US), £2(UK) or 10 IRCs. The official award is for full two-way working only, but in addition there is a separate award for short wave listeners where claimants will have to record at least 10 of the Marconi Day stations together with the times heard (UTC). The s.w.l. award will cost \$3(US), £1.50(UK) or 6 IRCs.

CRAC (or IMD)
PO Box 100
Truro
Cornwall TR1 1RX

Cash in all Rally Season long with Practical Wireless

Cut out this coupon and bring it with you to any of the rallies that Practical Wireless is attending and you can save 5% on goods bought from our stand. If you collect the coupon from two separate months of Practical Wireless you can save 10% on goods purchased from Practical Wireless at the rally.

If you don't want to cut up your magazine, bring the whole issue along and we will validate the coupon without removing it from your magazine.

Offer limited to a total of two coupons per transaction

PW DISCOUNT VOUCHER 1 MAY 1990

NEW WEATHER SATELLITE RECEPTION

APT-1 decoding module enables all weather satellites to be received on any FAX system. Includes full AGC and signal-derived synchronisation for perfect pictures from any source. Plugs into RX-8 system direct. £59 or £39 if ordered with RX-8.

GX-2 FAX SSTV TRANSCEIVE

All modes of FAX and mono & colour SSTV on the BBC computer. All facilities. Send for brochure. Review in March 90 Amateur Radio.

Complete system of EPROM, interface, leads, instructions, only £99 or £119 with direct FAX printing option.

TX-3 RTTY CW ASCII TRANSCEIVE

The best software available with every feature you could want. Needs TIF1 interface or terminal unit. BBC-B/Master and CBM64 tape £20, disc £22. SPECTRUM tape £35, +3 disc £37 inc adapter board. Also VIC20 RTTY/CW transceive program £20.

RX-4 RTTY CW SSTV AMTOR RECEIVE

4-mode performance, superb features and ease of use make this still a best-seller. Needs TIF1 interface. BBC-B/Master, CBM64 tape £25, disc £27. VIC20 tape £25. SPECTRUM tape £40, +3 disc £42 inc. adapter board (needs TIF1 also). Software-only version (input to EAR socket) tape £25, +3 disc £27.

TIF1 INTERFACE Designed for TX-3 and RX-4 software and only available with them. Kit £20 (assembled PCB + cables, connectors) or ready-made, boxed with all connections £40.

RX-8 FOR THE BBC COMPUTER

Every possible feature and performance to receive FAX, HF & VHF PACKET, COLOUR SSTV, RTTY, CW, AMTOR, UoSAT and ASCII.

NEW V2.1 software now gives even more facilities and performance including weather satellite reception using the APT-1 module (see above). Review in Oct 89 Ham Radio Today and March 90 Amateur Radio or send for brochure. Complete system of EPROM, interface, instructions, all leads and demo cassette £259.

BBC LOCATOR with UK, Europe, World maps £10, MORSE TUTOR £6, LOGBOOK £8, LOCATOR £7, RAE MATHS £9 for BBC, Spectrum, CBM64, VIC20, Electron. BBC, CBM64 programs available on DISC at £2 extra.

Prices include VAT and p&p by return.



technical software (P.W.)

Fron, Upper Llandwrog, Caernarfon LL54 7RF
Tel: 0286 881886



HENRY'S

45th

ANNIVERSARY

**ELECTRONICS DISTRIBUTORS FOR TRADE/
INDUSTRY EXPORT AND HOBBYISTS**

**BIG DISCOUNTS
FOR EDUCATION
AND QUANTITY**

- Tools/Service Aids
- Test Instruments
(UK's largest in-stock Range)
- Public Address/Disco
- Security/CCTV/
Doorphones
- TV, Video Distribution
- Components Chassis
Speakers, Audio, TV,
Computer Accessories

SPECIAL OFFERS

Dmm was (£18.95) **£13.95**
(30 models stocked)
1 kw outdoor PIR Lights con-
troller was (£32.95) **£19.95**
VHF/UHF TV/FM Amplifier
was (£11.95) **£9.95**
Analogue MM 27 Ranges
CAP/Hfe/Temp/10A AC/DC
etc. was (£39.95) **£29.95**
ALL PRICES INCLUDE VAT

FREE CAR PARKING

Two Car Parks (Bell and Church Streets).
Present your ticket when purchasing and
get one hour as discount.

OPEN 6 DAYS A WEEK FOR CALLERS
AND TELEPHONED ORDERS

HENRY'S AUDIO ELECTRONICS

404 Edgware Road, London W2 1ED
Instruments/Audio 01-724 3564
Security/Communications/CCTV 01-724 0323
Components 01-723 1008 Fax: 01-724 0322
Trade/Education/Export 01-258 1831
(Please note - from 6 May 1990 the 01 Code changes to 071)

CATALOGUE IN COLOUR

- Instruments
 - Security
 - Supplements
 - Components
- Ask Henry's first
£1 for callers: large
SAE £2 stamp UK
by post. Free to
Education with
Trade Price List

PACKET RADIO FROM THE SPECIALISTS!

Siskin Electronics have a policy of supplying the best range of packet radio equipment available for the radio enthusiast. We have examined the products of many manufacturers and are pleased to be able to offer what must be the widest range of equipment available from just one UK supplier. All prices include VAT and were valid when going to press.

PACCOMM

HANDIPACKET (LeTNC).....£199.00
MICROPOWER-2.....£149.00
MICROSAT PSK MODEM New!.....£189.00
PC-120 dual port PC specific card.....£139.00
PC-320 dual port PC card.....£189.00
TINY-2 with PMS.....£129.00
TNC-320 dual port In Stock!.....£179.00
9600 baud modem.....£ 95.00
REAL TIME CLOCK.....£ 29.95

PACKET ACCESSORIES

ATARI Portfolio PC New!.....£249.99
ATARI 520STE + "HamPack".....£289.95
ATARI 1040STE + "HamPack".....£479.95
32K (62256) static ram.....£ 12.50
Custom made audio leads from.....£ 11.95
In house custom RS232-TNC lead service!
AMSTRAD 464/664/6128 or
PCW 8256/8512/9512 RS232 I/F.....£ 69.95

AEA

PK232 best selling multimode.....£289.95
AMT 3 AMTOR/RTTY New!.....£169.95
PK232+MAILBOX.....£319.95
PK232 MAILBOX upgrade.....£POA

TRANSCIVERS/RECEIVERS

HF-225 Gen. Coverage Receiver.....£395.00
Navico AMR 1000 Transceiver.....£247.00
Navico AMR 1000S Transceiver.....£299.00

SOFTWARE

(Packet, AMTOR, RTTY & FAX etc.)
We supply suitable software for most
computers FREE of charge with all TNC
purchases.

STOP PRESS!

MNP-5 Quad telephone modem.....£POA
EURAD SMD commercial TNC.....£POA
TOR-1 commercial TOR telex unit.....£574.95

UPDATES

The latest firmware revision with minimal
fuss and expense! PHONE FOR DETAILS

If it's in stock (and it usually is!) we will despatch it to you same day!

NOTE: Prices do not include carriage

Siskin Electronics Ltd

2 South Street,
Hythe, Southampton,
SO4 6EB.

Tel: 0703-207155

FAX: 0703-847754

SEE US AT NEC STAND B4



NiCad Recycler

Construction



Many users of NiCad batteries don't get the most out of this useful power source and a large number of cells fatter and are discarded long before their expected life of 1000 charges. Peter A. Lovelock describes a very useful NiCad recycler that can restore failed cells and prolong their active lives

Why do NiCads fail?

Chief causes for premature failure are:

- 1: Frequent shallow discharge before recharging resulting in 'memory phenomena' - apparent loss of Ampere-hour capacity.
- 2: Charging to less than 1.4V per cell (not replacing 30% more energy than discharged) also effects memory.
- 3: Shorted cells. The shorted condition is caused by chemical 'whiskers' growing inside discharged NiCads. Cells with this fault condition will, when tested, measure zero voltage and zero resistance across the terminals and will not accept a charge.
- 4: Reversed cell polarity. This occurs when a cell in a series string becomes fully discharged and is then reverse-charged by the current flow from the other, healthier cells.

Fortunately, as has been proved, these defects are usually curable with proper techniques and most NiCads can be restored to full health. However, it should be realised that 'dryout' caused by internal seals rupturing from overheating, with the resultant loss of fluid, is incurable. This fatal condition can be recognised by the presence of small crystals deposited around the cell terminals.

The NiCad Recycler was designed to overcome many everyday problems for the NiCad user and includes in one unit, all the facilities needed for curing, maintaining and prolonging the active lives of NiCad cells. It has also been designed with

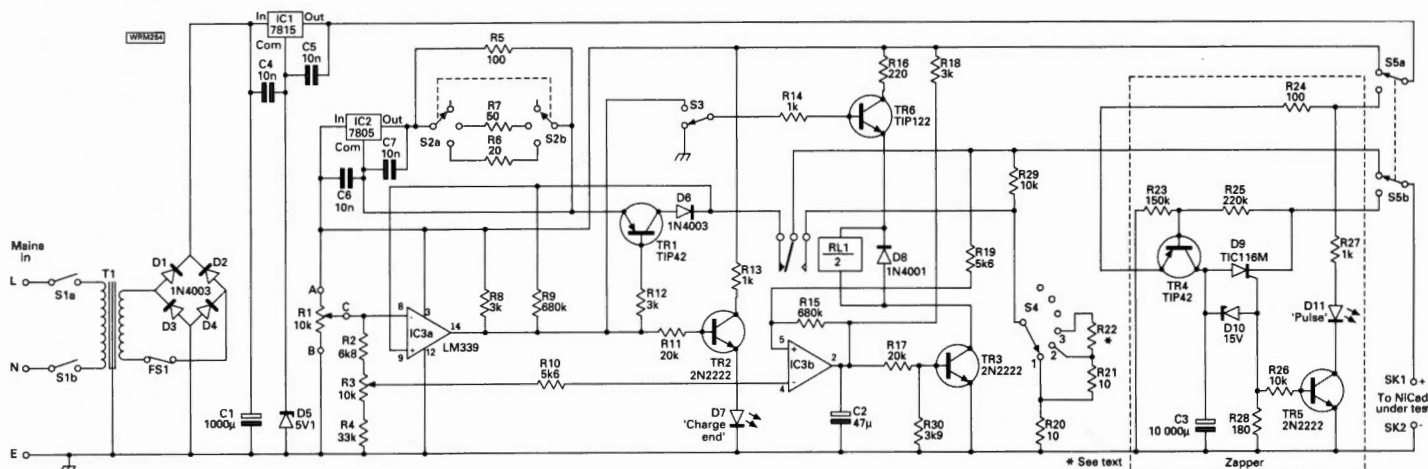
options for individual constructors. These features are:

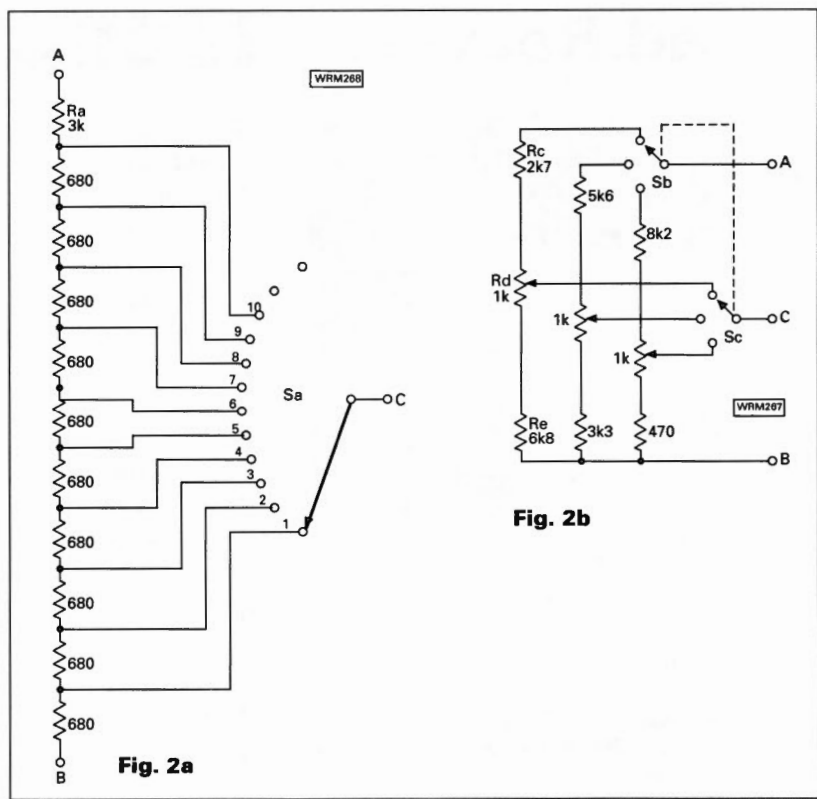
- 1: One-shot Charge Mode. This is a programmable charge rate and has shut-off voltages suitable for one to ten cells (1.4 to 14V).
- 2: Continuous Cycle Mode. When full voltage (1.4V per cell) is reached, the battery is switched to a discharge load. When deep discharge is reached (1.0V per cell), the battery is switched back to charge. The battery will be cycled between charge and discharge over its full capacity range. Recycling can be done once, or periodically, to keep batteries healthy or as many times as needed to eliminate any memory condition.
- 3: Short 'Zapper'. This important and versatile facility on the unit applies high current pulses to shorted cells to burn out internal chemical 'whiskers' and/or repolarise reverse-charged cells.

How It Works

Now it's time to look at the circuit, Fig. 1, and see how it works. In my particular design, constant current charging is used, so as to avoid the initial high current and heating that can occur when the recharging of deeply-discharged cells is attempted. Overheating on recharging can be a common result of the constant voltage method and this problem is avoided in this design. The circuit design, shown in Fig. 1, has evolved from a well-proven method

Fig. 1





based on the familiar constant current charger using the 7805 regulator. This device is an ideal starting point for our purposes and has a current control resistor between the output and reference pins, the value of which sets the constant current rate. This resistor's value is determined by the simple equation:

$R = 5 + I$ where I = required charge rate in amps.
e.g. for 50mA charge, $R = 5 + 0.05 = 100\Omega$.

When using the versatile 7805 device in this way, the designer has much of the work done for him, although it must be borne in mind that the supply voltage to the 7805 must be at least 5V more than the highest charge voltage required.

For the chosen charger design to work efficiently, it must be able to restore 30% more energy than has been discharged by the cell. While under charge, each cell voltage must increase, to 1.4V and when a 10 cell battery pack is connected to be recharged, the maximum charge voltage will have to be 14V. So, with all these considerations borne in mind, the designer must appreciate that the minimum supply voltage to the 7805 input is therefore: $10 \times 1.4 + 5V = 19V$. However, to err on the safe side we should aim for it to be between 20 and 25V d.c.

The final design, in Fig. 1 has evolved after much testing and evaluation. As previously mentioned, the heart of the unit is based on the 7805 current regulator and this is fed with a regulated +20V d.c. supply by a 7815 voltage regulator with a 5.1V Zener diode ground reference. The supply also powers the associated control circuits. In the circuit in Fig. 1, only three control resistors are shown for obtaining the necessary 50, 150 or 300mA charge rates. However, any number of resistors may be selected by appropriate switching to provide the desired range of charge rates up to the 1A maximum of the regulators. For reliability in operation care must be taken when considering power dissipation of the resistors. It's not a difficult task and the wattage ratings of the resistors can be calculated

easily by multiplying voltage times current ($V \times I$); thus the 100Ω resistor for $50\text{mA} = 0.25\text{W}$ (5×0.05). Bearing in mind the reliability factor, it makes common sense to up-rate these resistors to 1W types, especially when the unit will be in use for very many hours at a time.

I used a two-pole multiway switch to select the three current control resistors which are connected to the output of IC2. As can be seen in Fig 1, a 100Ω resistor (calculated to pass only 50mA) is in circuit at all times. The 100Ω resistor is shunted either by 50Ω (= 33Ω for 150mA) or 20Ω (= 16.6Ω for 300mA) resistors. These shunt resistors dissipate about 1.5W and to err on the generous side I used 2.5W wirewound resistors.

In the charge/discharge control circuit two sections of an LM339 quad comparator (IC3a and IC3b) sense and control the maximum charge and deep discharge voltage limits as follows:

Continuous or One-shot mode is selected by S3 (shown in One-shot mode) and R1 sets a reference voltage on the inverting input to IC3a, equal to to $1.4V \times \text{number of cells}$. The non-inverting input of IC3a monitors the charge output voltage across the battery under charge. When the charge voltage rises above the reference voltage the output of IC3a goes high, biasing off TR1 charge current and causes TR2 to illuminate the 'end of charge' l.e.d. as well as applying power to the top of relay RL1 (S3 in Continuous charge position).

Hysteresis is applied to IC3a by the 680k Ω resistor between the output and non-inverting input pins, so that when the uncharged battery terminal voltage drops approx 0.2V, IC3a output will again go low, TR1 turns on the charge current and the l.e.d. goes out. This on-off cycle repeats as the terminal voltage rises or falls relative to the reference voltage with the charge current being pulsed (rather than tapering down) and pulsation decreasing as the battery 'tops off'. The pulsating end charge is very effective in bringing the battery to the full charge of 1.4V per cell without forcing the cells into overcharge or heating. After several hours on pulsating charge, no discernible heating has been noted. With the Mode switch (S3) set on Continuous cycle, the l.e.d. D7 illuminates to signal that the charge cycle is complete.

Recycle Mode

The first time that the battery terminal voltage rises above the charge reference voltage, IC3b output goes high, TR3 conducts and energises relay RL1 which switches the battery across a discharge load resistor shown as a switched (S4) value of resistance. Discharge continues until battery voltage drops below the deep discharge reference level, the level of which is set by R3 to the inverting input of IC3b (the reference level is equal to $1.0V \times \text{number of cells}$). IC3b output is then high, keeping TR3 in conduction. When the cell or battery voltage drops below the R3 reference, IC3b output goes low and de-energises the relay which switches the battery back over to the charging circuit. Interruption of the relay current causes the battery to be put back onto recharge.

The potentiometer R3, with external resistors, sets the discharge voltage limit to approximately 70% of the full-charge limit ($1.0V \times \text{number of cells}$). Since the lower reference network is supplied from the wiper of R1, it will always track R1. Resistor R3 needs only to be adjusted once.

Setting the charge voltage is very dependent on the accuracy of R1, which has to be calibrated for

each combination of cells (i.e. 1, 2, 3 and up to 10 cells). A ten-turn potentiometer with a dial is recommended for ease of resetting. Suitable units may be obtained from one of the mail order suppliers. If this source of supply fails there are options for providing accurate reference voltages, and two methods are shown in Figs. 2a and 2b.

Shorted Cell Zapper

Burning out internal NiCad shorts by discharging a large (10000 μ F) capacitor through the offending cell is not a new idea. While effective, it was found that many discharges were required to fully clear the shorts and the process was cumbersome using a clip-lead hook-up. Another method, connecting up one or more good cells across the shorted cell works well, but could result in excess heating and damage if the heavy current is sustained for too long.


The automatic zapper circuit in Fig. 1, shown within the area enclosed by the broken lines on the main circuit diagram, is simplicity itself. The zapper applies repeated short duration high current pulses to a shorted cell, which positively clears whisker shorts without potential damage to the cell under treatment. The zapper is included as part of the complete circuit, but may be built as a stand-alone unit permitting charge conditioning and short zapping of different cells at the same time. Only one cell at a time should be zapped however, as the effectiveness of the energy pulse is very much reduced when more than one cell is treated in this fashion.

How The Zapper Works

When the zapper section (Pulse) of the unit is selected, the regulated 20V d.c. charges the 10 000 μ F capacitor through TR4, which is in conduction. When the voltage across the capacitor reaches 15V, the Zener diode (D10) conducts, triggering the s.c.r., D9, which discharges the capacitor through the battery in a short burst of high energy.

Negative feedback to the base of TR4 through the 220k Ω resistor, causes the transistor to shut down the charging current until the capacitor is fully discharged and the s.c.r. becomes non-conducting. When TR4 conducts, the capacitor is again charged and the entire cycle is repeated continuously, applying short bursts of high current through the shorted cell.

The l.e.d., D11, across the output, which indicates the condition of the cell, is normally off



Internal view of the NiCad Recycler

since the battery is a direct short, but it flashes each time a pulse is applied. When the shorted battery is cleared, the l.e.d. lights continuously indicating that battery condition is good. To make sure it stays so, it is recommended that the battery be left on the zapper for 10 to 30 minutes after the l.e.d. comes on. (Depending on how long it initially takes to clear the short in the cell). This ensures that whisker shorts are thoroughly cleared before putting the cell back into service. Right after removal from the zapper, the cell may display a voltage of 1.25V BUT SHOULD IMMEDIATELY BE PUT ON A LOW CHARGE UNTIL A FULL 1.4V IS MEASURED UNDER CHARGE. This ensures that whisker shorts will not grow back within a few days, but will be cleared by the cell's full charge.

In addition to clearing shorts, the zapper will repolarise cells that have become reverse polarised. However, not all sick NiCads can be rejuvenated. Some are just worn out from use. Cells which have been subjected to severe overheating may have ruptured safety seals (a built-in protection to avoid explosion) and have leaked electrolytic fluid. This can be detected by looking at the insulator ring between the + terminal and the case. If this area contains small crystals, the cell should be discarded.

An Economic Variation

As already mentioned, there is an alternative to the somewhat expensive ten-turn potentiometer, R1 in the circuit diagram, Fig. 1. Two alternative methods of generating the reference voltage to pin 8 of the comparator IC3a are shown in Fig. 2a and Fig. 2b. The first alternative, shown in Fig. 2a, is a resistor chain consisting of ten 680 Ω resistors and a 3k Ω resistor to make up the total resistance to

TABLE 1

Current	Other resistor
10mA	none
25mA	330Ω
50mA	120Ω
100mA	56Ω
150mA	36Ω
200mA	27Ω
250mA	22Ω
450mA	12Ω

around 10kΩ. The total current flowing in this chain is a nominal 2.05mA, this gives 1.395V across each of the 680Ω resistors. This figure is close enough to the required charge end point voltage for NiCad cells. The switch method allows the number of cells under charge to be chosen very quickly, but lacks the versatility of the multi-turn potentiometer. The switch, Sa, is a single-pole, 12-way switch with only ten positions utilised to select the appropriate setting for the number of cells to be charged.

Should there be no requirement to charge many differing battery types, then the variation shown in Fig. 2b, could also replace R1 in the main circuit diagram (Fig. 1). Again, it is a resistor chain of around 10kΩ total resistance with a take-off voltage as required for the number of cells under charge. The configuration as shown, with a chain consisting of Rc, Rd and Re is that calculated to allow the end point charge limit for a 10 cell battery pack (nominal 14V) to be set. The actual value of voltage should be able to be set over the range of 13V to 15V. This voltage would be suitable for battery packs for the FT-290/690 series or the TR-2300 hand-held portable transceivers. The middle combination of resistors gives a range suitable for

battery packs with a nominal voltage of 7.2V, which covers most of the newer palm-sized 'handy' transceivers. Shown on the right is a combination which is adequate to cover the charging of 1 or 2 cells in series with the adjustment covering 1-3V.

Suiting Your Needs

If the constant current values are unsuitable for the cells under charge, that problem is easily overcome and may be changed by alteration of the resistor combination between the 'out' and the 'common' terminal of constant current generator IC2. This i.c. tries to maintain a constant 5V between these pins.

So, if for example, a 10mA setting were required for charging 9V (PP3 type) rechargeable batteries, then you should change R5 to 510Ω, and alter the values of R6 and 7 to add the additional values. Although only three positions are shown, the switch recommended is a two-pole 6-way item, and so six current ranges could be included in the finished project and a table, Table 1, is provided, showing possible values of resistors, assuming a lowest charging current range of 10mA.

**In Part 2 we will deal with the construction and the setting-up of the NiCad Recycler.
The p.c.b. will also be included in Part 2.**

**HOW
MUCH ?
£ 40.00
HOW
DIFFICULT
Intermediate**

Shopping List

Resistors

5% 0.5W Carbon film
 100Ω 2 R5,24
 180Ω 1 R28
 220Ω 1 R16
 1kΩ 3 R13,14,27
 3kΩ 3 R8,12,18
 3.9kΩ 1 R30
 5.6kΩ 2 R10,19
 6.8kΩ 1 R2
 10kΩ 2 R26,29
 20kΩ 2 R11,17
 33kΩ 1 R4
 150kΩ 1 R23
 220kΩ 1 R25
 680kΩ 2 R9,15

1.5W Wirewound
 20Ω 1 R6
 50 1 R7

5% 15W Wirewound
 10Ω 2 R20,21

10-turn variable
 10kΩ 1 R1

22-turn Cermet (vertical mount)
 10kΩ 1 R3

Note: Values of R22 will vary according to the discharge load and voltage.

Capacitors

Monolithic ceramic
 10nF 4 C4-7

Electrolytic axial lead
 1000μF 1 C1

Electrolytic radial lead
 47μF 1 C2

Electrolytic Computer Quality
 10000μF 1 C3

This capacitor type normally has screw terminals and they are capable of very high ripple current. The efficiency of the zapper unit is very much dependent on this capacitor and it is recommended that the normal electrolytic capacitor be avoided

Semiconductors

Diodes

BZX61C5V1 1 D5 (1.3W Zener)
 BZX61C15 1 D10 (1.3W Zener)
 TIC116M 1 D9
 1N4001 1 D8
 1N4003 5 D1-4, 6
 I.e.d. 1 D7 (Electromail 587-080)
 I.e.d. 1 D11

Integrated Circuits

LM339 1 IC3
 LM7805 1 IC2
 LM7815 1 IC1

Transistors

TIP42 2 TR1,4
 TIP122 1 TR6
 2N2222 3 TR2,3,5

Miscellaneous

Relay 12V double-pole change-over (Electromail part no. 351-572), Transformer 24V 1A, fuse holder and fuse (1.5A), box to hold project was a Maplin type 2108, two off 2-pole 6-way switch, two pole change over switch, single pole change over switches, on/off switch plus knobs to suit, sockets for the battery connections, p.c.b. and interconnecting wire.
 Electromail.
 PO Box 33,
 Corby,
 Northants NN17 9EL.

PHOTO ACOUSTICS LTD

58 High Street, Newport Pagnell, Bucks. MK16 8AQ. 0908 610625

Telephone

Kenwood

		P&P
TS950SD	NEW Top of the range HF Transceiver complete with Digital Processing Unit, Auto ATU and filters. 3189.00	(—)
TS950S	NEW Top of the range HF Transceiver complete with Auto ATU but without other options. 2499.00	(—)
TS940S	HF Transceiver with general coverage receiver. 1895.00	(—)
AT940	Automatic ATU 180-10M Ham bands. Fits inside TS940S. 244.08 (5.00)	
SP940	External speaker unit with switched filters. 87.55 (5.00)	
TS440S	HF Band Transceiver with general coverage receiver. 1138.81 (—)	
AT440	Internal automatic ATU for TS440S 80-10M Ham bands. 144.82 (4.00)	
PS50	Heavy Duty PSU for TS440S. 222.48 (12.00)	
TS140S	HF Transceiver 180-10M Ham bands with general coverage receiver. 882.00 (—)	
TS880S	HF Transceiver 180-10M plus 6M Ham bands with general coverage receiver. 895.00 (—)	
PS430	Main PSU for TS140S or TS880S. 173.78 (12.00)	
SP430	Matching speaker for TS140S/880S. 40.81 (5.00)	
MB430	Mobile mounting bracket for TS140S/880S. 15.80 (3.00)	
AT230	All band ATU and power meter. General purpose ATU. 208.87 (12.00)	
TL822	160-10M 2KW HF linear. 3-500Z valves included. 1495.00 (—)	
LF30A	HF Low pass filter 1KW rating. 32.28 (3.00)	
YK88C	500 Hz CW filter for TS440S/TS530/TS830/R5000. 46.08 (2.00)	
YK88D	270Hz CW filter for TS440S/TS530/TS830/R5000. 54.64 (2.00)	
YK88S	2.4kHz SSB filter for TS440S. 47.40 (2.00)	
YK88SN	1.8kHz SSB filter for TS440S/TS530S/R5000. 46.74 (2.00)	
MC50	Deluxe Dual impedance Desk microphone. 4 pin plug. 46.08 (4.00)	
MC80A	Deluxe Desk microphone with built-in pre amp. 88.22 (4.00)	
MC43S	Up/Down hand microphone for 8 pin rigs. 22.22 (2.00)	
HSMTX2	Mobile microphone with control box. 38.80 (4.00)	
TS790E	NEW Dual Band all mode transceiver 2M/70cm with 125MHz option. 1495.00 (—)	
TR751E	2M multimode mobile/fixd transceiver. 599.00 (5.00)	
TM431E	NEW Compact 2M mobile transceiver. 50/10W. 109.00 (5.00)	
TM431E	NEW Compact 70cm mobile transceiver. 35/10W. 318.00 (5.00)	
TM701E	NEW Compact 2M/70cm mobile transceiver. 25W. 469.00 (5.00)	
TH25E	2M FM compact handheld transceiver. 238.00 (5.00)	
TH45E	70cm FM compact handheld transceiver. 269.00 (5.00)	
TH75E	NEW 2M/70cm handheld transceiver with dual watch display. 398.00 (5.00)	
HMC2	Headset/mic with VOX/PTT. 34.25 (3.00)	
SMC31	External speaker microphone. 29.79 (2.00)	
SMC32	Miniature speaker microphone with earphone socket. 23.95 (2.00)	
TH215E	2M handheld transceiver with LCD display. 199.00 (5.00)	
TH405E	70cm handheld transceiver with LCD display. 228.00 (5.00)	
TH415E	70cm handheld transceiver with keypad entry. 245.00 (5.00)	
HS5	Deluxe headphones for all KENWOOD equipment. 37.54 (4.00)	
HS6	Ultra light deluxe headphones. 24.38 (3.00)	

Icom

		P&P
IC-781	All mode general coverage transceiver. 99 memories 150W. Includes internal ATU, PSU and CRT display. 4500.00	(—)
IC-785	All mode general coverage transceiver. 99 memories. 100W. Includes internal ATU and PSU. 2499.00	(—)
IC-735	SSB, CW, FM, AM, RTTY general coverage transceiver. 32 memories. 100W. 979.00	(—)
IC-726	Compact HF transceiver 180-10M with 6M Ham bands plus general coverage receiver. 889.00	(—)
IC-725	Compact HF transceiver 180-10M Ham bands with general coverage receiver. 26 memories. 100W. 759.00	(—)
IC-575	Multimode 6M/10M Base station 10W. 1042.00	(—)
IC-575H	Multimode 6M/10M Base station 100W. 1199.00	(—)
IC-2SE	FM Multifunction 2M handheld transceiver. 275.00	(5.00)
IC-2SET	FM Multifunction 2M handheld transceiver. Keypad entry — DTMF. 295.00 (5.00)	
IC-2GE	FM 2M handportable 3/7W. 285.00 (5.00)	
IC-2900	2M Multimode mobile. 25W. 559.00 (—)	
IC-275E	2M Multimode Base station including PSU. 25W. 1069.00	(—)
IC-275H	2M Multimode Base station excluding PSU. 100W. 1039.00	(—)
IC-4SE	70cm FM Multifunction handheld transceiver. 310.00 (5.00)	
IC-4SET	70cm FM Multifunction handheld transceiver. Keypad entry — DTMF. P.O.A. (5.00)	
IC-490E	70cm Multimode mobile transceiver. 10W. (One Only Left) 559.00 (12.00)	
IC-475E	70cm Multimode Base station including PSU. 25W. 1185.00 (—)	
IC-3210E	2M/70cm FM mobile transceiver. 25W. 499.00 (12.00)	
IC-24ET	2M/70cm FM handportable transceiver with Dual Watch Display — DTMF — Full Duplex. 385.00 (5.00)	

CW/RTTY Equipment

		P&P
BY1	Bench Morse Key (Black). 67.45 (3.00)	
BY2	Bench Morse Key (Silver). 77.00 (3.00)	
HK708	Straight Morse Key. 21.85 (3.00)	
HK702	Deluxe version of above on Marble Base. 43.40 (3.00)	
HK706	Straight Morse Key. 23.25 (3.00)	
HK705	Straight Morse Key. 24.00 (3.00)	
HK707	Straight Morse Key. 22.25 (3.00)	
MK704	Squeeze paddle. 20.25 (3.00)	
MK705	Squeeze paddle on Marble Base. 32.28 (3.00)	
Star Master Keyer	Electronic Keyer. 54.70 (4.00)	
Star Memory Keyer	Electronic Keyer with Memories. 95.00 (4.00)	
Dating	D70 Morse Tutor. 63.40 (3.00)	
PK-232	All mode Terminal Unit. Packet, Armor, RTTY, CW, ASCII, FAX, and NAVTEX. Works with any computer equipped with an RS232 interface, with MAILBOX. 318.95 (5.00)	

*****Software to suit different computers available for the PK232 and AMT-2*****

Yaesu

		P&P
FT-1000	NEW Top of the range HF transceiver 160-10M Ham Bands with general coverage receiver. Modes CW, USB, LSB, AM, FM, RTTY and Packet. Fitted Auto ATU. 200W output. 2995.00 (—)	
FT-747GX	HF transceiver 160-10M Ham bands with general coverage receiver. 100W. 659.00 (—)	
FP700	Power supply for FT747/FT757. 20 amp. 219.00 (12.00)	
FP757HD	Heavy Duty Power supply (100pc duty cycle). 258.75 (12.00)	
FT767GX	HF Transceiver 160-10M Ham bands with general coverage receiver. 1599.00 (—)	
50167	6M module for FT767. 179.00 (5.00)	
144767	2M module for FT767. 179.00 (5.00)	
430767	70cm module for FT767. 225.00 (5.00)	
FT411	2M FM handheld transceiver. Keypad entry. (Radio only). 225.00 (5.00)	
FT811	70cm FM handheld transceiver. Keypad entry. (Radio only). 239.00 (5.00)	
FT470	2M/70cm FM handheld transceiver with Dual watch display (Radio only). 389.00 (5.00)	
FT280RMKII	2M Multimode transceiver, portable/mobile/fixd. 2.5W output. 429.00 (12.00)	
FT680RMKII	6M Multimode transceiver, portable/mobile/fixd. 2.5W output. 429.00 (12.00)	
FT736R	2M/70cm Multimode Base station. 1359.00 (—)	
FEX73650	6M module for FT736R. 239.00 (5.00)	
FEX73611.2	1.2GHz module for FT736R. 425.00 (5.00)	

Standard & Alinco

		P&P
C150	2M handheld transceiver. Keypad entry. Extendable frequency range on Rx. 230.00 (5.00)	
C500	2M/70cm handheld transceiver. 359.00 (5.00)	
C528	NEW 2M/70cm handheld transceiver with Dual Watch Display, up to 5W output, Tone squelch option. 379.00 (5.00)	
DJ510E	2M/70cm FM 45/35W mobile tran. 399.00 (10.00)	
DJ500E	2M/70cm Dual Band handheld full duplex. 314.00 (5.00)	

Receivers

		P&P
Lowes HF225	NEW 30kHz-30MHz. AM/SSB/CW General coverage receiver. 395.00 (12.00)	
D225	Narrow Band FM and Synchronous AM detector for HF225. 39.50 (2.00)	
K225	Genie Prod. Keypad for direct frequency entry on the HF225. 39.50 (2.00)	
NRD525	Top of the range General coverage receiver 0.03-34MHz. 1095.00 (—)	
CMK165	Optional VHF/UHF converter for NRD525. 34-80, 114-174, 423-456MHz. 391.35 (5.00)	
R5000	HF General coverage receiver. 875.00 (—)	
VC20	Optional VHF converter for R5000 108-174MHz. 167.21 (5.00)	
R2000	HF general coverage receiver. 595.00 (—)	
VC10	Optional VHF converter for R2000 118-174MHz. 161.94 (5.00)	
R21	Wide Band scanning receiver 500kHz-950MHz. 465.00 (5.00)	
AR2002	VHF/UHF scanning receiver 25-550MHz, 800-1300MHz. 467.30 (5.00)	
AR800E	VHF/UHF Handheld scanning receiver. 75-105, 118-174, 405-495, 830-950MHz. AM/FM selectable. 169.00 (5.00)	
AR900UK	VHF/UHF handheld scanning receiver. AM/FM selectable. 100 memories, 108-136, 137-174, 220-280, 300-380, 405-470, 830-950MHz. 199.00 (5.00)	
AR1000	NEW HF/VHF/UHF handheld scanner. AM/FM/FM wide. 1000 memories. Coverage 15-600MHz and 805-1300MHz. 249.00 (5.00)	
LC800	Leatherette Case for AR800. 2.95 (0.75)	
LC800	Leatherette Case for AR900. 3.55 (0.75)	
WH108	VHF Airband receiver. 108-136MHz. 175.00 (5.00)	
R535	Airband receiver. Covers VHF and UHF airband. 249.00 (5.00)	
R537S	VHF Airband handheld receiver, tunable 118-136MHz. 69.55 (3.00)	
FRG8800	HF general coverage receiver 0.15-30MHz. All modes. 649.00 (—)	
FRG9800	VHF/UHF scanning receiver 60-950MHz. All modes. 509.00 (—)	
FRV8800	VHF converter for FRG8800 118-175MHz. 100.00 (5.00)	
AX700E	VHF/UHF scanner 52-804MHz with built in Panoramic display. 575.00 (—)	
Jupiter II	VHF/UHF Handheld scanner 25-550 & 800-1300MHz. AM/FM selectable. 299.00 (5.00)	
Icom IC-R1	NEW All band handheld scanning receiver. 150kHz. 1300MHz. 100 memories. AM/FM selectable. 399.00 (5.00)	
IC-R100	NEW All band receiver. 500kHz-1800MHz. 121 memory channels. AM/FM selectable. 499.00 (12.00)	
IC-R72	NEW HF general coverage receiver. 100kHz-30MHz. 99 memory channels. 599.00 (12.00)	
IC-R71E	HF General coverage receiver. 0.1-30MHz. All mode, IFM optional. 32 memories. 855.00 (—)	
IC-R9000	HF/VHF/UHF scanning receiver. 100kHz-2000MHz. Has built in Spectrum Scope and 1000 memories. 3995.00 (—)	
IC-R7000	VHF/UHF Scanning receiver. 25-1000MHz & 1025-2000MHz. 99 memories. 989.00 (—)	
PRO-2005	VHF/UHF Scanning receiver. 400 memories. 25-520 & 760-1300MHz. AM/FM selectable. 338.95 (5.00)	
PRO-2022	VHF/UHF Scanning receiver. 200 memories. 68-88, 109-136IAM, 136.005-174, 380-512 & 80-960MHz. 239.95 (5.00)	
PRO-2024	VHF/UHF Scanning receiver. 60 memories. 68-88, 118-136IAM, 136-174 & 380-512. 179.95 (5.00)	
PRO-57	VHF/UHF Scanning receiver. 10 memories. 68-88, 136-174 & 380-512MHz. 119.95 (5.00)	
PRO-34	VHF/UHF Handheld scanning receiver. 200 memories. 68-88, 109-136IAM, 136.005-174, 380-512 & 80-960MHz. 248.95 (5.00)	
20-006	Telescopic whip aerial with BNC connector. Extends portable scanner range. Nine sections centre loaded 25-1300MHz. 6.89 (1.00)	
270-1580	DC adapter. Power your portable scanner through your vehicles lighter socket. Reduces 12VDC to 34V.56VDC at 300mA. 11.89 (3.00)	
AMVHF	Aircraft Pocket Radio. 14.95 (—)	

Aerials & Accessories

		P&P
Revolcon	Discone antenna. 50-550MHz coverage. Ideal for use with scanner. 32.75 (5.00)	
Royal 1300	Wide Band Discone antenna. 25-1300MHz. 56.85 (5.00)	
AH7000	Wide Band Discone antenna. 25-1300MHz, complete with 15M of Low loss coax. 82.50 (5.00)	
20-006	Telescopic whip aerial with BNC connector. Extends portable scanner range. Nine sections centre loaded 25-1300MHz. 6.99 (1.00)	
HB9CV	2M 2 element beam. Ideal for lefts! 3.95 (4.00)	
HB9CV	70cm 2 element beam. 3.95 (3.00)	
HB9CV	6M 2 element beam. 12.95 (5.00)	
Sim Jim	2M antenna. 8.95 (4.00)	
Hebe	2M SSB antenna. 5.95 (4.00)	
GSRV	Full size 102' long. Covers 80-10M. 18.95 (4.00)	
GSRV	Half size 51' long. Covers 40-10M. 14.95 (4.00)	
Trap Dipole	80-10M Trap dipole kit. Length 110'. 19.95 (4.00)	
Trap Dipole	160-80M Trap dipole kit. Length 230'. 27.95 (5.00)	
Baluns	1:1 Ratio. 500W. 12.95 (2.50)	
Baluns	4:1 Ratio. 500W. 12.95 (2.50)	
Traps	40M traps — 7.1MHz. 500W. 9.50 (3.00)	
Traps	80M traps — 3.7MHz. 500W. 9.50 (3.00)	
Copper wire	50M reels of copper wire. 7.95 (3.00)	
78F	2M wave mobile antenna. 24.50 (3.00)	
2E	2M wave mobile antenna. 14.95 (3.00)	
727VM	2M/70cm mobile antenna. 25.95 (3.00)	
727VME	2M/70cm High gain mobile antenna. 40.95 (3.00)	
320E	2M wave antenna. PL259 fitting. 3.50 (2.00)	
SAIGMS	Mag mount. Large impet mag mount with rubber skirt. 20.50 (3.00)	
HSTMB	Boat mount for any of the above aerials. 15.45 (3.00)	
SSB2	Hatch back mount for any of the above aerials. 22.35 (3.00)	
GSS	Gutter mount. 8.95 (1.50)	
RG4M	4M lead with SO238 socket and PL259 to go with gutter mount. 6.95 (1.50)	
D24N	2M/70cm Duplexer. 26.95 (3.00)	
GF151	2M ON-GLASS wave mobile antenna. 27.99 (4.00)	
GF411	70cm ON-GLASS 3dB antenna. 26.99 (4.00)	
Active	Antenna. Covers 0-40MHz. Comes complete with power supply and bracket. 48.95 (5.00)	
Global	SWL Antenna Tuner. Covers all bands from 100kHz-30MHz. 89.00 (5.00)	
UL80	20W continuous dummy load. 11.00 (1.50)	
FR17700	SWL antenna tuner. 58.00 (3.00)	

Books & Maps

		P&P
Confidential Frequency List 1989/90 edition	The complete guide to VHF/UHF frequencies 25-2000MHz. 1989/90 ed. 5.95 (1.00)	
HF Oceanic Airband Communications	HF Oceanic Airband Communications. 3.95 (0.75)	
NEW VHF/UHF Airband frequency guide	NEW VHF/UHF Airband frequency guide. 5.95 (1.00)	
Better Short Wave reception	Better Short Wave reception. 5.30 (1.00)	
HF Antennas for all Locations	HF Antennas for all Locations. 7.25 (1.50)	
Radio Amateurs Examination Manual	Radio Amateurs Examination Manual. 5.95 (1.50)	
Morse Code for the Radio Amateur	Morse Code for the Radio Amateur. 3.25 (0.75)	
Radio Communication Handbook, Vols. 1 & 2	Radio Communication Handbook, Vols. 1 & 2. 13.85 (2.50)	
Practical Wire Antennas (NEW for 1989)	Practical Wire Antennas (NEW for 1989). 8.25 (1.50)	
How to Pass the RAE	How to Pass the RAE. 3.80 (1.50)	
Logbook	Logbook. 3.50 (1.00)	
VHF/UHF Manual	VHF/UHF Manual. 10.99 (2.00)	
Amateur Radio Operating Manual	Amateur Radio Operating Manual. 6.85 (1.50)	

Power Supplies & Linear

		P&P
DRAE 24 amp power supply	DRAE 24 amp power supply. 163.45 (12.00)	
DRAE 12 amp power supply	DRAE 12 amp power supply. 113.10 (5.00)	
DRAE 6 amp power supply	DRAE 6 amp power supply. 85.90 (5.00)	
BNDS 12/20E 20 amp power supply	BNDS 12/20E 20 amp power supply. 17.25 (2.00)	
BNDS 12/10E 10 amp power supply	BNDS 12/10E 10 amp power supply. 13.25 (2.00)	
BNDS 12/5E 5 amp power supply	BNDS 12/5E 5 amp power supply. 74.75 (5.00)	
Daivea PS30XM Heavy Duty power supply. 24 amps. Variable volt	Daivea PS30XM Heavy Duty power supply. 24 amps. Variable volt. 129.50 (12.00)	
BNDS LP144-3-50 2M 50 watt linear with preamp. 3W input	BNDS LP144-3-50 2M 50 watt linear with preamp. 3W input. 138.00 (5.00)	
BNDS LP144-10-50 2M 50W linear with preamp. 10W input	BNDS LP144-10-50 2M 50W linear with preamp. 10W input. 138.00 (5.00)	
BNDS LP144-3-100 2M 100W linear with preamp. 3W input	BNDS LP144-3-100 2M 100W linear with preamp. 3W input. 235.00 (5.00)	
BNDS LP144-10-100 2M 100W linear with preamp. 10W input	BNDS LP144-10-100 2M 100W linear with preamp. 10W input. 205.00 (5.00)	
BNDS LP144-3-180 2M 180W linear with preamp. 3W input	BNDS LP144-3-180 2M 180W linear with preamp. 3W input. 355.00 (5.00)	
BNDS LP144-10-180 2M 180W linear with preamp. 10W input	BNDS LP144-10-180 2M 180W linear with preamp. 10W input. 355.00 (5.00)	
BNDS LP144-25-180 2M 180W linear with preamp. 25W input	BNDS LP144-25-180 2M 180W linear with preamp. 25W input. 395.00 (5.00)	
BNDS LP90-3-50 6M 50W linear with preamp. 3W input	BNDS LP90-3-50 6M 50W linear with preamp. 3W input. 138.00 (5.00)	
BNDS LP90-10-50 6M 50W linear with preamp. 10W input	BNDS LP90-10-50 6M 50W linear with preamp. 10W input. 138.00 (5.00)	
BNDS LPM50-10-100 6M 100W linear with preamp. 10W input	BNDS LPM50-10-100 6M 100W linear with preamp. 10W input. 235.00 (5.00)	
BNDS LPM432-10-50 70cm 50W linear with preamp. 10W input	BNDS LPM432-10-50 70cm 50W linear with preamp. 10W input. 205.00 (5.00)	

Weather Satellite

Receiving Equipment

	P&P
Slower 2 Weather Satellite decoder and frame store. Also decodes FAX and SSTV. (With colour generator).	715.00 (10.00)
WX237 Seven channel VHF weather satellite receiver.	298.00 (10.00)
Atan ST Meteosat system, includes receiver, interface, aerial and software.	888.85 (10.00)
With zoom and animation	888.85 (10.00)
Amiga A500 1Mb Meteosat system with zoom and animation.	888.85 (10.00)
Acorn Archimedes Meteosat system with zoom and animation.	888.85 (10.00)
Acorn BBC Master Meteosat system.	888.85 (10.00)
PGSAT-IBM XT, AT, PS/2 & IBM clones Meteosat system.	748.35 (10.00)
VCASAT high resolution VGA software for PCSAT - above. Supports most extended resolution VGA cards up to 800 x 800 in 256 colours. 91.95 (3.00)	
PCSAT animation software. PCSAT - above. Animates 8 frames from standard 640K machine.	91.95 (3.00)
PROSAT PC system with PRO Meteosat receiver and 1.6M Dush antenna with PRO animation and PGSAT zoom program.	1034.25 (12.00)

Tokyo High Power Transverter HX-240



Do you want to increase the versatility of your 144MHz multi-mode transceiver? Is a separate h.f. transceiver out of the range of your budget? Or do you require a small, lightweight and efficient mobile rig for h.f.? If so, Rob Mannion G3XFD has the answer for you in the shape of the HX-240 transverter from Tokyo High Power Labs.

I was a little concerned when the chance to review the Tokyo HX-240 transverter came my way. What use would it be to me? Why would I want one in the first place? Well, I can assure you that I did find a use for it and feel very certain that any A licensee owning a multi-mode 144MHz transceiver wanting to be active on the h.f. bands for a minimum outlay, would find it to be the cost effective answer.

At first sight when I opened the packaging the transverter looked extremely simple, so simple in fact that it appeared that it might not have been up to the exacting task demanded of it. How wrong those first impressions were, can now be seen by the many good contacts recorded in my log book on the bands from 3.5MHz to 28MHz.

The unit is so small and neat looking that at first glimpse it looks as if it is made up entirely of heat-sinking with a panel meter mounted on the front.

Looking at the front panel, the layout as I've already said is deceptively simple - but it works very well and Tokyo can be congratulated for their simplistic approach as the transverter equipment is very operator friendly.

Meter Calibration

The large power indicating meter which dominates the front panel is clearly calibrated. The operator can see immediately whether or not the automatic power-down safety control for antenna

mismatching is operating. A warning lamp illuminates to tell the operator that a mismatch is occurring, but I found in practice that this part of the warning system errs on the over-protective side. No doubt this is a good thing because p.a. transistors don't come cheap and can be awkward to replace. However, having said that, I consider that the almost constantly illuminated warning lamp could convince the operator that there was a problem with the antenna matching when in reality there isn't.

The other controls and indications on the control panel are simple and self-explanatory. Once you have connected the transverter to the 144MHz transceiver with the supplied coaxial lead and linked it to a power supply, you'll be ready to start. It really is as simple as that. I can honestly say that I think that the biggest possible cause for confusion when you're using the transverter will be from the originating 144MHz transceiver.

Connecting up and Testing

The obvious thing to do when I first connected the equipment up, was to try it out for reception, and it proved to be first class in this respect. The transverter is equipped with a pre-amplifier operated by the appropriate button on the control panel, but it's very unlikely that you'll ever have to use it as the transverter seems to be very sensitive. In fact, I found that the r.f. gain control on the 144MHz multi-mode had to be backed off considerably to reduce overloading of the receive side. If the pre-amplifier does have to be used, it is automatically removed from circuit on transmit, so there's not much chance of it being damaged. As I said, the receive side of the transverter is very sensitive and there seemed to be no major problems other than some broadcast-band breakthrough effects on receive which I am fairly confident were being caused by overloading of the front end of the 144MHz rig.

Receiving Adjustments

The breakthrough - mostly apparent on 3.5MHz and 7MHz - seemed to be from short and medium wave broadcasting stations but they soon disappeared when the transceiver r.f. gain was turned down. For this same reason I also found that the pre-amplifier was not needed. When it was turned on, the 144MHz transceiver was very unhappy. But once the operator has adjusted the receiving controls on the 144MHz rig, there should be no problem. The only difficulty I ran across was with the tuning rate on the multi-mode as it was either very fast or incredibly slow and this could be very tedious on the h.f. bands although this problem cannot be blamed on the transverter.

On Air Testing

Transmitting with the transverter must be compared with the proverbial 'doddle'. It really is easy and there seems to be virtually nothing you can do to cause problems. The operator does have to ensure that the transverter is not over-driven, but by careful reading of the comprehensively prepared instruction book this problem should be avoided. The instruction book itself deserves more than a passing reference as it is clearly laid out and despite the sometimes quaintly chosen English, is very

readable and sometimes amusing. The wording, although perfectly understandable is sometimes a little odd. This is not meant to be a criticism aimed at the Japanese author, but is only meant to warn the reader. In fact I found that the booklet 'grew on me' the more I read it. Normally instruction books are read once or twice before being mislaid. This one is like an old friend who chats away to you with a very slight foreign accent - but with a lot of interesting information to impart.

The relatively low transmit output power of the transverter would seem at first glance to be a disadvantage but I can assure you that it's definitely not. Having owned an h.f. mobile transceiver for many years (Yaesu FT-75) I know how effective lower power rigs can be when matched into a good antenna. The first tests with the transverter were carried out from my car as a static mobile. My G-Whip mobile antenna, suitably matched into the transverter allowed the unit to provide the maximum 40W p.e.p. With this combination I worked stations all over the UK and the only complaints from other operators were about the engine noise that was being heard over the air as the car 'ticked over' in our driveway.

Excellent DX

On 7MHz and 28MHz the unit provided excellent DX from the static mobile set-up using the base loaded antenna and from the trapped dipole above the house. The best DX was on 14MHz using the trapped dipole from the shack. On one particular evening I joined in a DX net and worked stations in Pennsylvania, California, Canada and Brazil. The transverter's output was obviously man enough to provide reliable communication and many stations expressed surprise when they heard about the relatively low power of the equipment.

Using 28MHz

This transverter is the first commercial 144MHz to h.f. bands type I've tried and it certainly doesn't have the design problems that I encountered when I built one for myself a few years back. Although I did come across one potential hazard that may or may not be common with this model of transverter. While using the equipment on 28MHz I found that breakthrough interference occurred around the Band II BBC Radio 4 channels. I listened for the effect on several different v.h.f. portable radio receivers plus the one fitted in my car. The effect was noticeable on all the receivers, although it was only likely to cause problems within 30 metres or so. My own KW2000A was fired up on 28MHz but the s.s.b. didn't seem to cause any problem whatsoever.

A friendly neighbour who just happens to be a radio listener and consequently values good reception as he doesn't own a TV, offered to help and listened out for me while I transmitted on 28MHz f.m. and s.s.b. As I'm a keen 28MHz operator I was pleased when he reported that everything was clear and there was no sign of b.c.i. After consulting the circuit manuals of the various v.h.f. radio receivers that had suffered from the breakthrough, I came to the conclusion that the problem was caused by the broadband front ends of the Band II tuner on the radios. This was confirmed to my satisfaction when I looked at my neighbour's radio and found that it boasted a properly designed and well tuned front end. His portable receiver even had an amplifier at Band II and it still didn't suffer from b.c.i. But be warned, if you do operate on

28MHz nowadays be aware of the possibility of this form of b.c.i.

Conclusions

By now you will realise I liked the concept of using a transverter such as the Tokyo HX-240. Personally I feel that it will be of greatest use for any operator who is already active on 144MHz and wants to join the fray on the h.f. bands. The transverter will do this admirably and for a very reasonable cost. However, I do feel that the mobile operation capability is by far the most attractive aspect of the HX-240. Just think, if you've got already got a 144MHz multi-mode transceiver in the car, by purchasing this transverter you will have obtained a versatile and very compact transceiver for less than half the price of a separate mobile rig.

Specifications:


Frequency range:	3.5, 7, 14, 21 and 28MHz.
Output power:	30-40W p.e.p. (s.s.b./c.w.) f.m. 30W maximum (28MHz only)
R.F. Input Power:	2.5/10W selectable.
Spurious level:	-40dB or less
Receiver Pre-amplifier gain:	8-10dB
In-Out Connector:	M type (SO-239)
Supply Voltage:	13.8V d.c. 7A maximum.
Dimensions:	146mm wide, 50mm high, 192mm depth.

Features:

COX (Carrier Operated transmit/receive switching circuit).
Terminal for remote transmit/receive control.
Power level meter.
Receiver pre-amplifier.
Antenna mismatch protection circuit.
Reverse d.c. power polarity protection circuit.
Output high/low selection.

Summary:

The HX-240 is easy to use and would provide an ideal way for many operators - with a 144MHz multi-mode transceiver - to get them on to the h.f. bands for minimum cash outlay. The transverter also offers an ideal chance for the mobile operator and this point alone would certainly attract my attention and purse. I must thank South Midlands Communications of Chandlers Ford, Eastleigh, Hants. Tel: (0703) 255111, for the loan of the review model.



REVIEW

WITH THE GRAND OPENING OF OUR NEW AMATEUR SHOP RAYCOM ANNOUNCES NEW DIRECT PHONE NUMBERS

SALES HOTLINE 021 552 0073 and HELP LINE 021 552 0051 (73's and 51's)

JUPITER II



Save money when you buy this top-of-the-range scanner. 100 memories, coverage from 25-550/800-1300 MHz, priority channel monitor, channel lock-out delay and auto AM/FM switching go to make a great package and we add further value still.

Choose either a **free** broadband mag-mount or a **free** mast-mount SkyScan scanner antenna worth £14.95 and a **free** cigar adapter kit when you order your Jupiter II (and £20 off RRP!)

£299.00 .. save £39.90

SPECIAL OFFERS

SECOND HAND RIGS.

Please ask for details of our Second Hand Equipment List. There are many bargains to be found, and it all carries a 3 month warranty.

BEARCAT SCANNERS.

Please enquire about the special PRICES now available on most Bearcat Scanners, treat yourself to the scanner you have always wanted at an unbelievable price.

For details of these and other offers, please write enclosing a large S A E.


ICOM IC-R7000



An unbeatable offer from Raycom - £30 off the retail price and a **free** Bearcat handy scanner covering 29-512MHz (with some gaps) worth £99.95 - a total saving of an incredible £129.95! Can't believe it? Send SAE for an information leaflet and offer details. Raycom Credit Card is available - just £96 deposit and £36 per month!

£959.00 .. save £130.00

ICOM IC-3210



ICOM's popular dual bander, 25 watts on both bands, great looking and readable display, full duplex capability, 40 memories and input monitor for instant repeater check. All you need add is an antenna and we have taken care of that.

Regular retail prices:

IC-3210 £499.00

Broadband mag-mount antenna £14.95


Total regular price £513.95

Raycom package price £479.00

SAVE £35!

Raycom Credit Card is available on this pack, just £48 deposit and monthly payments of just £18! Why wait, send for written details now!

ICOM IC-725



ICOM's latest addition to the family, the 725 gives a full 100 watts of multi-mode power and is the second rig to use the DDS (Direct Digital Synthesizer) system. 10 Hz steps for smooth tuning, all mode squelch, 26 memories, and many other features make the 725 the starter rig for those who want more than a starter rig - it's unbeatable value - just look!

Regular retail prices:

IC-725 £759.00

FM TX/RX (AM RX) board £40.00

20 Amp PSU £129.99

G5RV 1/2-sized antenna £14.95

Fist mic £21.00

Total regular price £964.94

Raycom package price £849.00

SAVE £116!

Raycom Credit Card is available on this pack, just £85 deposit and monthly payments of just £32! Why wait, send for written details now!

YAESU FT-747GX



HF all mode 100W transceiver, 0.1-30MHz, with the exclusive **Raycom** mod improving receiver dynamic range by 15-20 dB. Turns a good receiver into a **great** receiver. Ideal as a base and particularly suited for mobile/marine use with its light weight and click-stop dial. Save money with the **RAYCOM STARTER PACK** - it's unbeatable value - just look!

Regular retail prices:

FT-747GX £659.00

Raycom RX mod £59.00

20 Amp PSU £129.99

G5RV 1/2-sized antenna £14.95

Fist mic £21.00


Total regular price £883.94

Raycom package price £749.00

SAVE £135!

Raycom Credit Card is available on this pack, just £77 deposit and monthly payments of just £28! Why wait, send for written details now!

YAESU FT-470



Yaesu's new dual bander is ex-stock at last and packed with features - dual display, dual band monitor, 4 VFO's and 42 memories, power saver, auto power off, CTCSS, DTMF autodial and a wide range of options - SAE for information sheet.

Regular retail prices:

FT-470 £389.00

FNB-10 nicad 7.2v, 600mA £34.50

Wall charger £17.71

Soft carry case £10.58

Broadband mag-mount antenna £14.95

Total regular price £466.74

Raycom package price £425.00

SAVE £42!

Raycom Credit Card is available on this pack, just £45 deposit and monthly payments of just £16! Why wait, send for written details now!

RAYCOM COMMUNICATIONS SYSTEMS LIMITED, INTERNATIONAL HOUSE, 963 WOLVERHAMPTON RD, OLDBURY, WEST MIDLANDS B69 4RJ. TEL 021-544-6767, Fax 021-544-7124, Telex 336483 IDENTI G.

RAYCOM

COMMUNICATIONS SYSTEMS LIMITED



RAYCOM gives you more BUYING POWER

ALL MAJOR CREDIT CARDS ACCEPTED. BC, ACCESS, DINERS. INSTANT CREDIT UP TO £1000 (SUBJECT TO STATUS) WITH RAYCOM CREDIT CARD (APR 34.5%). FREE CREDIT ON CERTAIN ITEMS AT MRP. CALL NOW FOR MORE DETAILS.

ORDERING INFORMATION

WE STOCK ICOM, YAESU, BEARCAT, MFI, BUTTERNUT, CUSHCRAFT, AEA, TONNA, NAVICO, TEN-TEC AND WELZ AMONG MANY OTHERS. SEND SAE FOR FULL LIST.

TEL: 021-552-0073

PHONE BEFORE 4PM FOR NEXT DAY DELIVERY BY COURIER (£15.00) - OR 2PM FOR DELIVERY BY POST (£10.00 P&P). PLEASE ALLOW TIME FOR CHEQUES TO CLEAR. MANY OTHER ITEMS IN STOCK. PLEASE CALL FOR MORE INFO AND FOR EXTRA SPECIAL DEALS!

(INFOLINE 0836-771500 5-9pm (weekdays))

OPENING HOURS 9-5.30 MON TO SAT, LATE NIGHT FRIDAY 'TIL 7 PM. 73 DE RAY G4KZH, AND JUJUAN.

RAYCOM EXCLUSIVE ACCESSORIES AND UPGRADES

THE WORLD FAMOUS RAYCOM FRG-9600 MARK II & MARK V

The Yaesu FRG-9600 has always been a desirable scanner since its first introduction, offering the user continuous coverage between 60-905 MHz with all modes (SSB up to 460MHz) at a good price and with all the options you would expect to get with a well designed scanner (TV and computer interfaces, mobile bracket, etc.) Raycom offers exclusive upgrades to new or existing units.

FRG-9600 MARK II

We extend the frequency coverage to at least 950 MHz (this depends on individual units) and fit a low loss 'N' connector. By modifications to the front-end RF switching we retain the single connector and improve the sensitivity throughout the range, typically by 3 to 4 'S' points! Beware of imitations - nobody does it as well as we do!

FRG-9600 MARK V

Incorporating all of the Mark II mods above, the Mark V adds a short wave converter board to give continuous coverage from 150 KHz to 950 MHz, retaining all the modes of the standard unit. An elliptical filter in the input circuit, combined with a high dynamic range active mixer results in a unit which will copy Radio 4 or Stateside 10 metre SSB as easily as 900 MHz FM cellphones. Please send S.A.E for an information leaflet.



FRG-9600 standard 60-905MHz	£479.00
FRG-9600 Mark II 60-950MHz	£499.00
FRG-9600 Mark V 0.15-950MHz	£625.00
FRG-9600 Mark II pack	£545.00
FRG-9600 Mark V pack	£699.00
Standard to Mark II upgrade	£40.00
Standard to Mark V upgrade	£149.00
Raycom Mark II to Mark V upgrade	£129.00
All packs include a mains power unit and ROYAL 1300 discone (as below), worth £85! Great value!	

Grand opening offer, to Celebrate the Launch of our new Showroom.

Yupiteru MVT- 6000
25 to 550 Mhz and
800 to 1300 Mhz,
**ONLY £349.00 inc
accessory pack.**



RAYCOM FIRST WITH THE NEW ICOM RECEIVERS

IC - R1

500 KHZ TO 1300 MHZ
100 MEMORIES
AM / FM SELECTION
IN BUILT CLOCK
MULTISCAN FUNCTION
SAME SIZE AS IC- 2SET
AND MUCH MUCH MORE,
ALL FOR £399.00 INC FREE
RAYCOM BROADBAND MAG
MOUNT ANTENNA.



IC - R100

500 KHZ TO 1800 MHZ
121 MEMORIES
PREAMP AND ATTENUATOR
ANL FOR AM
AFC ABOVE 50 MHZ ON FM
SMALL AND COMPACT
ALL FOR £499.00 INC FREE
RAYCOM ROYAL 1300
DISCONE ANTENNA



RAYCOM EXCLUSIVE ANTENNAS

ROYAL 1300 DISCONE

STAINLESS STEEL CONSTRUCTION

A quality unit manufactured in Britain, the Royal 1300 is ideal for wideband scanners & scanning receivers.

Specifications:

Receive 25-1300 MHz

Transmit 50, 144,
430, 900, 1200 MHz

Power 200 watts

Connector type 'N'


Cable supplied

RA519

Type Discone 8+8

Length 1.7 metres

Weight 1 Kg



HR1300 discone £59.50

BB-145S BROADBAND MAGMOUNT

Another exclusive Raycom import, the BB-145S is a broadband 1/4 wave mag mount antenna for mobile scanners and 2 metre transceivers. Supplied complete with 4 metres of quality co-ax and PL259 plug, this easily installed antenna is compact in size due to the integral loading coil and is specified for 138-172MHz, but often loads at 70 cms!

BB-145S magmount £14.95

From Wet to All Dry

Many readers will remember the 'all dry' portable with its 90V and 1.5V h.t. and l.t. batteries. Many of these receivers are still in use today and provide both good service and a source of spares for the valved-radio enthusiast. Ron Ham looks back at the early receivers and takes us right through to the 1950s, and the introduction of printed-circuits and ferrite-rod antennas.



Fig. 1

When a man's wages varied between 30 (£1.50) and 45 (£2.25) shillings per week or 60 (£3) shillings if he was well paid, his family had to be very selective as to the programmes they listened to on the household wireless receiver. Once the set was purchased and between 8 and 10 guineas (£8.40 - £10.50) had depleted the breadwinner's savings there was the running cost to consider and budget for. Yes lads and lasses, budget for because a great number of factory made sets from the 1930s to the early 1950s used a high tension battery, usually 120

volts, a grid bias battery tapped in progressive steps from 1.5 to 9 volts and a 2 volt wet accumulator, Fig. 1. A guide to the cost of these, which gradually increased as the years went by is 10s (50p) for the 'Winner' h.t., 1s/4d (8p) for the 'grid' and around 14s. (70p) to purchase one accumulator plus 6d (2.5p) to have it recharged at the local cycle-shop, garage or wireless dealer.

applied to the fabric on vehicle seats and of course, on arrival home, you never put it down on the carpet or the table-cloth and if the set was in the corner by the window, as many were, one had to mind the curtains while the set was revolved to allow the accumulator to be stood inside and connected. These wet cells had two large terminals, coloured black (negative) and red (positive) and a stopper on the top. The terminals each accepted a spade from a lead in the set and the stopper was removed during the approximate three-day recharging process to let the gasses escape. Unfortunately, the gassing deposited a fine liquid on the terminals and over the top of the accumulator which had to be wiped off and the terminals greased to prevent corrosion. A thoroughly messy job and all for a 'tanner' (6d or 2.5p). The normal accumulator, supplied by Ediswan, Ever Ready, Exide or Oldham appears on the right of Figs. 1 and 2 and 'portable' sets, like the very early Roberts, Fig. 3, used the small Exide LBJ3 'gel-cel' standing in front of the group in Fig. 2 and in service between the dial and the Drydex 108 volt h.t. in Fig. 3. The Pye LT2, price 12/9d (67p), on the left of Fig. 2 was designed to fit inside the 'portables' made by Pye and listed on the label. Larger capacity accumulators such as the Exide CZG3 and the hefty Ediswan which dominate the middle of Fig. 2, were purchased in order to get a longer low tension life and, depending on use, possibly confine recharging to once a week. Space was provided inside a set, usually to one side of the chassis, to accommodate the normal sized accumulator so one of the big 'wets' would have to stand outside of the cabinet and the l.t. leads extended to the required length. A



Fig. 2




Fig. 3




Fig. 4

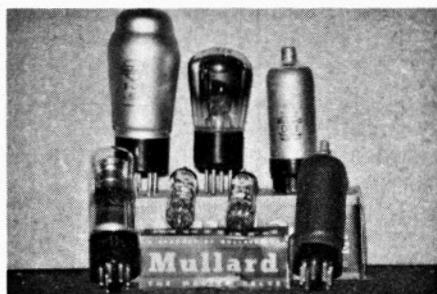


Fig. 5




Fig. 6



Fig. 7

Accumulators

Despite being economical with set use, two accumulators were required so that one was being recharged while the other was in use. In most cases this meant two trips a week for someone in the family, in all weathers, to take one for recharging and collect the other for use. Apart from the cost of 1s (5p) per week this would mean a careful walk carrying the beast by its handle or cradle, because these wet cells were not permitted aboard a bus or train in case the sulphuric acid was spilt. I emphasised the word careful because if this acid touched clothing, holes would rapidly develop and the material would rot away. This also



Fig. 8

good example is the battery version of the medium-wave only Wartime Civilian Receiver, Fig. 4, where the h.t. sat on a shelf above the chassis with an accumulator by the side.

The Battery Set

A multitude of houses throughout the United Kingdom did not have mains electricity until the late 1940s and early 1950s, which meant that battery powered equipment was the only means of hearing the news and enjoying the entertainment at home provided by a wireless receiver. Please remember, I am talking about the days prior to the transistor revolution. The main current consumers inside a set were the valves, which also had a fragile glass envelope and a glowing filament and were expensive to replace if they were broken through mechanical shock or when the filament went open circuit through use. The group of valves in Fig. 5, were progressively used in battery sets throughout the period. The centre piece is one of the popular 4-pin 2 volt triodes, PM1LF, used by the home constructor and some manufacturers in the 1920s and 30s and to its left is the 7-pin, FC2, frequency changer used in the manufactured superheterodynes of the late 1930s. Both valves were made by Mullard and the envelope of the FC2 had a metallic coating which acted as a screen to prevent unwanted signals being picked up by the electrode assembly inside the valve.

So much for the accumulator era of which many of us share a love-hate relationship. However, in the late 1930s thoughts were already turning towards an 'all-dry' receiver. This meant that a new range of valves, with 1.5 volt filaments and good capacity dry batteries had to be designed, developed and manufactured at affordable prices because a wet cell can produce 2 volts and a dry cell only 1.5.

The All-dry Breakthrough

Among the early 'dry' valves were the Mullard DF1 with its side-contact base used in Philips portables, top right Fig. 5 and the Raytheon 1C5 with an international octal base, bottom left Fig. 5, used in the single-wave band sets made in the States by Detrola, Fig. 6 and brought to the UK by American troops during WWII. The power for the 4-valve Detrola was derived from a special h.t. battery, the ALLDRY No 6, which cost 13/3d (66p) and a heavy duty l.t., an ALLDRY 4 at 3/8d (18p), Fig. 7. Incidentally, for those of us who moan about modern value-added tax, a purchase tax of 25% was added to the marked price on all batteries until it was abolished in 1948/9. Batteries then remained tax free until the early 1970s when VAT was added to electrical goods.

The AD6 was a double 45 volt battery giving the




Fig. 9



Fig. 11




Fig. 10



Fig. 12




Fig. 13

90 volts required for the h.t. on these valves and the supply for the filaments was derived from the AD4. In the immediate post-war years Bush produced their BP90, Fig. 8, using Mullard octal based valves, bottom right Fig. 5 and in position, Fig. 9, driven by a large 90 volt h.t. and an AD4 l.t., both fitting in the middle of the frame aerial, Fig. 9, at the back of the cabinet. Although the high tension drain was in the order of a few milliamps, the low tension consumption was another matter. For instance, the Bush BP90, Fig. 9, using a DK32 frequency changer, DF33 i.f. amplifier, DAC32 diode-triode and DL35 audio-output and the Detrola 282, Fig. 7, with a similar valve line up of 1A7, 1N5, 1H5 and 1C5 respectively each required a steady 0.25 amps from the AD4.

Miniaturisation

During WWII, the Canadian WS58 transceiver and the Clandestine MCR1 miniature communications receiver were among the battery operated military equipment that used some of the new series of small, all glass, base-less valves. These new B7G base types included the 1T4, which proved popular with set manufacturers in the early post-war years. The Mullard version, DF91, is on the lower centre right of Fig. 5 and the Ever Ready range of these valves was used in their personal set, Model 'B', Fig. 10, with a special combined h.t./l.t. battery type B114 and their larger Models 'C' and 'K' each requiring the large capacity B103 which was similar to the later B136 in the centre of Fig. 11. In the 1950s the demand increased for really portable receivers and, to meet the need for a more economical l.t. drain, Mullard introduced their 96 series valves, DK96, DF96, DAF96, lower centre left Fig. 5 and DL96 which meant that sets like the Ever Ready 'Sky Queen', Fig. 12, powered by the B136 sitting inside its frame aerial, Fig. 13 and the casual Vidor 'Lady Margaret', seen among other portables in Fig. 14, used about 0.125 amps. This was very important for the relatively small 'Lady Margaret' which was designed around the B126, ('Baby 90') and AD35 (1.5 volt) batteries seen

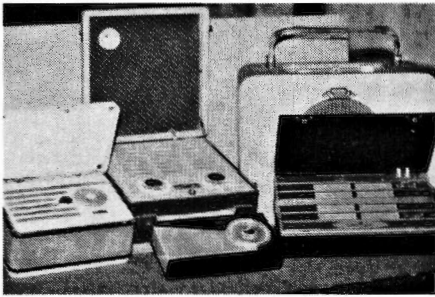


Fig. 14




Fig. 15




Fig. 16




Fig. 17




Fig. 18




Fig. 19




Fig. 20

individually in Fig. 11 and fitted to the 'Margaret' in Fig. 15. In those days those of us working 'in the trade' reckoned to sell roughly three AD35s at 1/6d (12.5p) to each B126 at 9 shillings (45p) per set in regular use. At the top of Fig. 11 is another special combined battery, the B141, made to fit snugly in side the cases of the Ever Ready 'Brief Case' and 'Sky Casket', Fig. 16, long and medium wave-band receivers. From memory, the 'Sky Casket' was among the first of these portables to use a ferrite rod antenna, Fig. 17, instead of the wire frame aerial, sometimes wound in a flat pattern in the lids of earlier models.

Mains-Battery Operation

Among the stately battery sets for the living room was the Ever Ready 'Sky Lord', Fig. 18, with its 96 series valves, wire frame aerial, large loud speaker and a shelf for the B136, Fig. 19. In order to reduce battery costs still further, some set makers, like Decca, Murphy, Pye, Ultra, Vidor, Fig. 20 and no doubt others, introduced mains/battery portables which used a 7.5 volt low tension because, for convenient mains operation, the valve filaments were wired in series.

At this point I must warn collectors about the high voltages inside the mains operated sets. Do not

touch the chassis or components unless you really know what you are doing because some of the mains-battery types that often turn up in 'jumble sales' and other bargain basements - are not 'isolated' from the mains. To ensure safety with any equipment operating from the 250V supply an isolating transformer is thoroughly recommended.

By the end of the 1960s portable radio sets were using the ultra low consumption transistors instead of those current hungry valves and, you've guessed it, yet another range of batteries, but that is recent history. The photographs in this article were taken by the author inside the vintage wireless building at the Chalk Pits Museum, Amberley, Sussex. **PW**

Wanna Swap!

Have 18m lattice tower, six triangular fully galvanised 3m sections, complete with base plate, rotator cage, guys and 8 turnbuckles. Delivery can be arranged. Would exchange for 144MHz mobile transceiver in g.w.o. or w.h.y? F. Jensen GIHQQ Tel: (0702) 617708.

Have 13.8V 40A p.s.u. worth £85, would exchange for w.h.y?, with cash adjustment. Mr G. L. White G0GLW. Tel: (0344) 52601.

Have a bench top d.v.m. unused multi-range includes frequency and transistor tests, data hold and memory. Plus TEAM TRX-404 UK c.e.p.t. transceiver with SWR-176 test meter +filter and p.s.u. Would exchange for PK232 intelligent terminal unit with cash adjustment. Mr S. Deacon G6HVS. Tel: (051-334) 6859.

Have Codar CR70A communications receiver covering 100kHz-30MHz, complete with pre-selector, external speaker and instruction book. Would exchange for w.h.y? Bryan. Tel: (0602) 640614.

Have complete Cine outfit, comprising: Bell & Howell Sportster IV, triple lens and zoom lens and Yashica 8 twin lens, both have fitted leather cases and handbooks. Plus Meopa editor complete in fitted oak case and six unused films. Would exchange for HRO with bandspread coils. R. G. Nicklin Tel: (0792) 89482.

Have D130N Super Discone antenna covering 25-1300MHz. Would exchange for an Microwave Modules MML144/30 linear with either 1 or 3 watts input to compliment an FT-290R. Mr G. B. Hayes. Tel: Northwich 44670

Practically Yours

Feature

A very confusing aspect of our hobby, is trying to make sense of the specifications that came with the new rig. Every manufacturer seems to specify these using a different system or reference level. Further to that, many people have difficulty understanding the specification, even when it is presented in a standardised way. To illustrate this, let us take as an example all those figures connected with receiver sensitivity.

How Sensitive?

The term sensitivity, in its basic form, indicates the lowest signal level that will produce an audio output. This figure assumes ideal test conditions and also that no other signals are present in the receiver passband, at the same time as the test signal.

In practice: the sensitivity is quoted as the amount of signal input that is required to give a certain signal to noise ratio at the loudspeaker. This is much more realistic, because it indicates a usable signal strength rather than one which is right on the noise level.

Signal Strength

The input signal which is required to produce the quoted signal to noise ratio, can itself be specified in more than one way. It is usually given in microvolts (μV), or alternatively in decibels with reference to 1mW (dBm). Remember that 0dBm is 1mW into 50 Ω and is equivalent to 0.2236V r.m.s., so 1 μV is equal to -107dBm, and -127dBm is equivalent to 0.1 μV . The voltage input is normally specified as p.d., or potential difference, and is the voltage required at the input of the receiver.

Sometimes these figures are quoted as e.m.f., which is the open circuit output voltage of the signal generator. When the input impedance of the receiver is equal to the output impedance of the signal generator, then p.d. is exactly half e.m.f., but if they are other than equal then this relationship no longer holds true. As e.m.f. is always greater than p.d. it is normally avoided, as this makes the advertised sensitivity appear worse than an equally sensitive set, but whose sensitivity figures are quoted using the p.d. reference method.

As was mentioned earlier, signal to noise ratios are usually chosen to represent signals that would be fairly easily readable. The normal signal to noise specification for a.m. and s.s.b. is 10dB, whilst for f.m. 12dB is the figure most usually chosen. Why the difference in the standard ratios? It is because low level f.m. signals have more noise and distortion present, so the extra 2dB are thrown in for good measure and called signal to signal + noise + distortion (SINAD). So the figures are normally quoted as at 12dB SINAD which is similar to 12dB S/N but now includes the distortion products. If on

a.m. or s.s.b., the SINAD figures were to be compared with the S/N ones the results would be virtually the same. So the simpler S/N figures are the ones normally quoted under these modes.

Minimum Signal

Sometimes the figure quoted are annotated m.d.s. this stands for minimum detectable signal. This is normally the signal quoted for 3dB S/N, in other words the signal has the same audio power as the noise. This represents the absolute lowest input level at which an a.m. or s.s.b. signal is just readable, though c.w. signals may be copied at levels much lower than this. Why 3dB?

The signal to noise ratio, S/N, should be actually described as signal + noise to noise (S+N/N). This value of 3dB represents a doubling of the audio power, and means that the signal and noise power are equal. Looked at another way, this represents the level of signal required to equal the noise generated in the receiver. This figure is sometimes described by the further term, noise floor.

Comparisons

Trying to compare the specifications at different signal to noise ratios is not too difficult, as long as certain points are borne in mind. For f.m., the simple answer is to compare the various figures quoted to produce the SINAD ratings specified for each receiver. For a.m. or s.s.b. however, much depends on which specification the manufacturer has used.

The most commonly found specification is at 10dB S/N, although m.d.s. or 3dB S/N are occasionally used. Provided that the rigs are specified using the same method, then direct comparisons may be made. If comparing the m.d.s. method with the 10dB S/N, then multiplying the m.d.s. signal voltage by three, again allows direct comparisons to be made.

Factors Affecting Sensitivity

There are three main factors governing a receiver's sensitivity. The first is noise generated in the first r.f. stage and, to a lesser extent, in the following stages through which the signal passes. The second factor affecting the receiver noise figures is the bandwidth of the receiver itself. Generally, the narrower the bandwidth, the less the noise level. From this idea it must be obvious that, for best S/N figures, the bandwidth used should only be wide enough for the mode of reception. PW

In the next part we will look further into this subject, and put some values to the actual sensitivity required in practice for everything from Top Band to u.h.f.

Baffled by the various specification figures? Starting with this article, Glen Ross G8MWR helps you to compare and make sense of them.

Have you had trouble getting your copy of Practical Wireless each month?

If so write or telephone Elaine Richards at the editorial office with all the details.

CQ Contest

Oh no, not another definitive article on how to do a contest. Well not really, more a diary of bumbles, disasters and the other joys of a year's v.h.f. contesting says Rob Taylor G8ZHF.

We kick off the year in January (in the pub, of course) by trying to decide on the year's programme. The conversation goes like this

"OK, so we do the 144/432 in March."

"Hmm, it gets a bit cold in March, what do you think Rob?"

"Ah yes, well er, I might be going away that weekend, what about you Dave?"

"Well, I'm not sure, it can be cold in March."

"OK, we don't do March."

"The RSGB have incorporated the 432 and 1296 Trophies in the May DC to Light contest, what shall we do there?"

"How about doing the 432MHz Trophy section?"

"Yes that sounds good to me, everyone agree?"

"Yeah, at least it won't be so ***** cold as March."

"Fine, next is the May two metre bash."

"Sorry, we have a problem here, we're going to Scotland to check out some sites for a DXpedition."

"That's OK, the wife would go barmy if we did two contest in May anyway."

"In June, we've got the six metre Trophy and the PW effort."

"Nope, no problems here, everybody else OK?"

"That's settled then."

"I'm doing NFD with my club but that's no problem as we don't do it as a group anyway, do we!"

That sort of stuff goes on all evening until a programme is decided on. At last it's the week before the first contest. The pre-contest meeting (gosh, what a surprise, it's in the pub) convenes.

"Er, got a small problem."

"What's that Dave?"

"Well, I tried the linear over the weekend and I was just giving it the final tweek and there was this loud crack and big blue flash!"

"Dave, you're trying to tell us something aren't you?"

"Yes, I'm afraid the valve died."

"What do you mean, died."

"I mean died as in not working, knackered, flashed over, U/S, OK."

"Can't we get another bottle?"

"You got eight hundred quid?"

"This is serious, we will have to use the K2RIW."

All together - "Oh no!"

"Just one other thing."

"You mean there's more?"

"Oh it's no real problem, I just had to pop the rig back for repair. Duff transmitted audio, should get it back on Friday night!"

Well, we did get the rig back and we did use the K2RIW and we apologise to everyone else taking part for our grotty audio.

As quick as a flash it's June and Six Metre Trophy time. No problems beforehand and the gear is ready to go in good time. "CQ contest, CQ contest" - four hours into the contest.

"Hmm, contacts a bit slow."

"Well, the s.w.r. meter's showing enough grunt going out."

"Oh dear, its looking at reflected power."

"You did test the antenna at home John?"

"It'll only take a minute to adjust the Gamma Match."

Half and hour later.

"I don't understand this, it just won't match."

"Anyone got a length of aluminium tube handy?"

As luck would have it, we found a length of tube and fixed it to the original tube with tape! As it was of smaller diameter than the original, the clamp had to be packed out with beer can ring-pulls which were in plentiful supply. After an hour it's back to "CQ contest, CQ contest".

Ah, the PWQRP. A bit of fun without the hassle of generators, tents, etc.

"Where are we going to do it from?"

"How about that place where I go to do a bit of portable from time to time."

"Sounds good to me, isn't there a pub near there?"

We enjoyed the contest, we had no equipment malfunctions and it was a nice hot day. So hot that Mark, Kris and Dave thought that some refreshment was required. I personally thought that one of the others should have told Mark that the prawns out on the bar as snacks looked a bit dodgy and mixing them with Guinness may give rise to problems in the very near future. To cut a long story short, Dave told me that the greenish tinge on Mark's face was all the encouragement he needed to beat his best time from the site to Mark's house!

I will gloss over VHF NFD as I am a committee member of my club and should be trying to keep morale high. Suffice to say that I advise members to check our position in the results from the bottom up, rather than the top down. It will save a lot of time!

Next on the agenda was the 144MHz Low Power. Very boring! Everyone turned up, nothing broke, nobody got ill and we seemed to do quite well. Could this be the spur to great success in the Two Metre Trophy? Certainly wasn't! With brilliant foresight, I managed to contract 'flu the day before the contest. This was probably a good move on my part as, as I quote, "nearly killed ourselves with the ***** generator, the antenna didn't work, so few operators that I had to take home twenty cans of Fosters and I only took twenty-four....."



APLOGISE TO EVERYONE ... FOR ... AUDIO ...

The end is in sight. Only the Four Metre Trophy left. This is the stuff, the gentlemen's band. Not in our tent pal! End of 'season' depression setting in.

"What are we doing this stupid contest for?"

"Look, you didn't have to come."

"Thank God it's the last one."

"I'm sick to death of all this moaning."

"Are you going to operate or not?"

"No."


"Well clear off then, I can't hear."

"Neither can your rig."

We survived without coming to blows, which is probably the year's highest achievement.

There you have it, a year in the life of a v.h.f. contest group. Pretty bad, eh? What makes it worse is that we actually remain friends and we will do it all again this year.

PW



PW QRP Contest

The 8th Annual *Practical Wireless* 144MHz QRP Contest will take place on Sunday 17 June 1990 from 0900-1700UTC.

Transmitter output power will be limited to three watts as usual. Full contest rules will be published in the June issue of PW, which will be on sale from May 10. Contest adjudicator is Neill Taylor G4HLX.

Services

Queries

We will always try to help readers having difficulties with a *Practical Wireless* project, but please note the following simple rules:

- 1: We cannot give advice on modifications to our designs, nor on commercial radio, TV or electronic equipment.
- 2: We cannot deal with technical queries over the telephone.
- 3: All letters asking for advice must be accompanied by a stamped, self-addressed envelope (or envelope plus IRCs for overseas readers).
- 4: Make sure you describe the query adequately.
- 5: Only one query per letter please.

Back Numbers & Binders

Limited stocks of many issues of PW for the past years are available at £1.80 each including post and packing.

Binders, each holding one volume of PW, are available price £3.50 each (£1 P&P for one, £2 for two or more).

Send all orders to the Post Sales Department.

Subscriptions

Subscriptions are available both for the UK and overseas. Please see current issues for the latest prices.

Constructional Projects

Each constructional project is given a rating to guide readers as to its complexity.

Beginner: A project that can be tackled by a beginner who is able to

identify components and handle a soldering iron fairly competently.

Intermediate: A fair degree of experience in building electronic or radio projects is assumed, but only basic test equipment is needed to complete any tests and adjustments.

Advanced: A project likely to appeal to an experience constructor and often requiring access to workshop facilities and test equipment for construction, testing and alignment. Definitely not recommended for a beginner to tackle on their own.

Components for our projects are usually available from advertisers. For more difficult items a source will be suggested in the article. Kits for many of our recent projects are available from CPL Electronics and FJP kits, both of who advertise in the magazine.

The printed circuit boards are available, mail order, from the Post Sales Department.

Mail Order

All PW services are available Mail Order, either by post or using the 24hr Mail Order Hotline (0202) 665524. Payment should be by cheque (overseas orders must be drawn on a London Clearing Bank), Access, Mastercard or Visa please.

Wireless Line

This is an information service for the radio enthusiast, updated each Friday. Calls cost 38p per minutes peak time and 25p per minute off-peak. The number to ring is: (0898) 654632.

Reading & Understanding Circuit Diagrams

(with a bit of theory thrown in)

This is the last in the series from Ray Fautley G3ASG, which has taken us from the simple d.c. series circuit to impedance matching and directional wattmeters.

It all began with a few circuit symbols, a d.c. circuit of a battery, switch and a resistor connected in series. This led to Ohm's Law, then the a.c. series circuit with a brief description of phase, resonance and reactance. All this was in the March 1988 issue, in which a note to the effect that, Fig. 1.6 was a physical representation of Fig. 1.5, was omitted.

Next, d.c. and a.c. parallel circuits, resistors in parallel and the a.c. parallel tuned circuit were dealt with in April 1988, together with details of a simple crystal set. The references to the illustrations Fig. 2.4 and 2.5 were accidentally reversed.

Transistors were introduced in the May 1988 issue and their uses in common emitter, common base and common collector amplifiers was discussed. A sample printed circuit board layout was included.

Hartley, Colpitts and crystal oscillators were described, then an equivalent circuit of the piezo-electric crystal leading to a bit about Q appearing in June 1988.

In July 1988, half wave, full wave and bridge rectifiers together with the voltage doubler circuit were described in the part about power supplies. Unfortunately an over-simplification occurred here as the curve in Fig. 5.1 representing the current through the rectifier diode in the half wave reservoir capacitor (C in Fig. 5.2). The illustration Fig. 5.4 should have shown the diode current as high amplitude pulses of very much shorter duration than half a supply cycle and not as a half sine wave. Sorry if that mislead the reader!

Receivers

The section on receivers started in August 1988 with a description of an r.f. amplifier stage, non-regenerative and regenerative detectors for t.r.f. (tuned radio frequency) receivers, as well as some more about the 'goodness factor' Q with a description of selectivity.

A suitable a.f. amplifier for use with headphones in a t.r.f. receiver was in the September 1988 issue. There was also a note explaining how the performance of an amplifier was affected by bypass capacitors and therefore why their inclusion was so important. This was followed by a definition of the term 'superhet', 'beat frequencies' and 'intermodulation distortion', ending with a description of a mixer stage.

The h.f. oscillator, with the use of negative-temperature co-efficient capacitors to improve frequency stability was discussed in the October 1988 issue. The receiver i.f. amplifier, automatic gain control and the reason for screening some stages or components also appeared the same month.

The December 1988 copy included a description of a beat frequency oscillator (b.f.o.) with its use as a speech clarifier when resolving signal sideband (s.s.b.) telephony signals, as well as how it makes a Morse (c.w.) signal into an audible note. Demodulation of amplitude modulated signals by using an envelope

detector and resolving s.s.b. signals with a product detector were also described of the operation of a push-pull amplifier concluded that article.

The various stages used in transmitters with a description of a fixed frequency r.f. generator, together with a chat about harmonic distortion and periodic waveforms appeared in the January 1989 issue. Frequency multipliers and Morse keying stages, with an explanation of 'key clicks' and how they can be avoided were also in the same issue.

In February 1989 the use of valves was discussed and the importance of the physical layout of valve amplifiers to prevent unwanted feedback was considered. Operation of valves in Class A mode was described showing the relationship between anode current and grid voltage. Low distortion with comparatively low efficiency was shown to be typical of Class A operation.

Modes and Stages

Other modes of operation for valves, viz Classes B, AB and C were described in the March 1989 issue. Meanings of 'fly-wheel' action in tuned amplifiers and 'intermodulation products' were also discussed.

How an r.f. power amplifier can be amplitude modulated was discussed in the April 1989 issue. A suitable Class B audio amplifier for use as a modulator was described and a method of preventing dangerous 'spikes' from ending the life of the modulation transformer whilst sending Morse instead of speech was included. Working out the ratio required for the modulation transformer ended the part about amplitude modulation (a.m.) Single sideband (s.s.b.) and its gain over a similar a.m. system led to an explanation of 'decibels' or, as it's usually written, dB. A mention of 'peak envelope power' (p.e.p.) concluded the month's article.

The stages necessary in an s.s.b. transmitter were listed in the June 1989 issue and descriptions of the microphone amplifier, balanced modulator, sideband crystal filter and h.f. converter attempted. How the reactance of a piezo-electric crystal changes with frequency was also shown in this issue.

In the July 1989 copy of *PW* suitable h.f. oscillators, both fixed frequency and variable frequency (v.f.o.) were discussed. The Zener diode was introduced and its use as a voltage stabiliser described. The merit of using a high intermediate frequency over a low i.f. were discussed as were the meaning of the phrases 'image frequency' and 'second channel'.

Frequency modulation, in the August 1989 issue, was discussed and an attempt made to analyse a frequency modulated signal showing its propensity to provide a very large number of sidebands. 'Frequency deviation' and 'modulation index' were explained. How power is distributed between carrier and sidebands was discussed using a practical example. This showed that when the power levels of the various

individual sidebands and the carrier were added together, the total power did not change during changes of modulation, even when the modulation was zero. Phase modulation (p.m.), its similarity to, and differences of p.m.s 6dB/octave rise in audio frequency response mentioned.

The September 1989 issue contained circuits of a frequency modulator and phase modulator. An error crept in here on page 26 in the first column on line 30, where 'R1' was mentioned it should have been 'R2', otherwise the associated text was nonsense! Amplitude and phase changes with frequency for a parallel tuned circuit were shown here to assist in the description of the phase modulator. The reason for using limiter stages in f.m. receivers was mentioned and demodulators suitable for f.m. and p.m. signals were described. The phrase 'induces a voltage' was explained when referring to transformer action. On page 28 the last paragraph referred to 'vector addition' - it should have indicated that it is a method of adding (or for that matter, subtracting) quantities such as voltages or currents that are **not in phase** with each other.

Methods of identifying the different types of filters, low pass, high pass, band pass and band stop were printed in the October 1989 issue. Both ' π ' and 'T' versions of each type were described using 0Hz (zero frequency or d.c.) to represent low frequencies and ∞ Hz (infinite frequency) to represent high frequencies. Components then became either dead shorts or open circuits at these extreme frequencies enabling the response of the filter being examined to be roughly assessed.

Frequency responses of filters, together with measuring methods, appeared in the November 1989 issue.

Matching of measuring equipment to the alleged input impedance of the filter to be measured was discussed in detail.

The issues of December 1989, January 1990 and February 1990 were concerned with the solving of impedance matching problems when both source and load were any combination of complex impedances, series or parallel connected. Formulae had been manipulated so that the final procedures appearing in print provided practical means of working out the required matching reactances. From these reactances, component values could be found for the frequency at which the network was intended to operate. There was a little bit left out of the Type 7 heading, it should have read = 'This is with one complex impedance comprising resistance and reactance in series and the other complex impedance comprising resistance and reactance in parallel.'

Finally, there was a description of the directional wattmeter and its use in indicating resonance and matching of an antenna system with an antenna tuning unit (a.t.u.). By varying the a.t.u. controls to obtain zero reflected power at the same time as maximum forward power the whole system is resonated and matched, providing maximum power to the antenna. This appeared in the March 1990 issue.

Sign-off

If this series of articles has answered just one question for a single reader, the author will be satisfied that his work has not been in vain. If it has inspired other to persist in their search for knowledge about radio - even better!

PW

WIRELESS LINE

Your connection for up-to-date information on all aspects of amateur radio and home construction.



Dial 0898-654632 for the latest news on Propagation, HF, VHF & Satellite Operating, DX, Special Event Stations, Exhibitions, Rallies, Cancellations and all the other news.


Read to you by Elaine Richards G4LFM, the bulletin is up-dated each Friday.

Don't forget - for the latest news, contact Wireless-Line on 0898-654632. Calls are charged at 38p per minute Peak, 25p per minute off-peak.

BUY THE BEST — BUY



SOLID BRITISH ENGINEERING



CAPCO CAPACITORS, ROLLER COASTERS AND BALUNS

BUILD YOUR OWN A.T.U. FOR £66.10

CAP-25S	£17.90
CAP-25T	£21.80
R/COAST	£26.40 + £4.50 p&p

BUILD YOUR OWN LOOP — COMPLETE KITS

AMA3 COVERS 10-20m	£276.20 + £10.00 p&p
AMA5 COVERS 30, 40, 80m	£360.65 + £15.00 p&p

OR INDIVIDUAL PARTS e.g.

CAP-L1 + MOTOR 10-20m	£55.15 + £3.00 p&p
CAP-L2 + MOTOR 30-80m	£99.50 + £5.00 p&p

NEW RECEIVING LOOP AERIAL

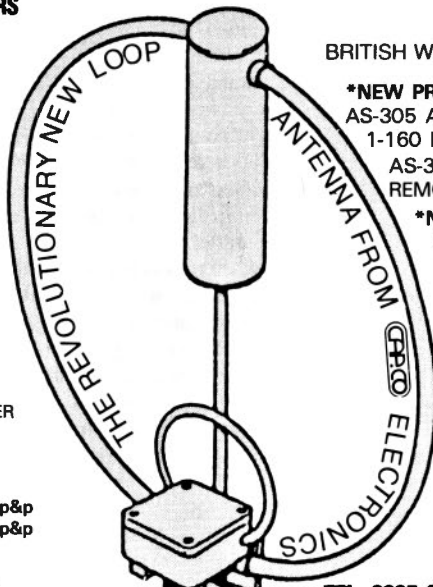
RMA-1 COVERS 1.5-7.0MHz INC. AMPLIFIER	£79.50 + £5.00 p&p
RMA-2 COVERS 7.00-30MHz	£44.50 + £5.00 p&p

AMA3 COVERS 10-20m	£314.60 + £15.00 p&p
AMA5 COVERS 30-80m	£429.00 + £20.00 p&p

YOU ONLY NEED TWO AERIALS FOR CONTINUOUS COVERAGE FROM 3.5 TO 30MHz.

COST OF THE TWO AERIALS—ONLY £665.50 + £30.00 p&p

THIS OFFER INCLUDES CONTROL BOX, CLAMPS AND CABLES.



BRITISH WORKMANSHIP AT ITS BEST

***NEW PRODUCT FROM CAPCO**

AS-305 AERIAL SWITCHING UNIT

1-160 MHz, 3000 Watts PEP. **£64.95 + £3.00**

AS-305R AERIAL SWITCHING UNIT

REMOTE VERSION OF ABOVE **£74.95 + £3.00 p&p**

***NEW PRODUCT**

SPC-100 A.T.U.

1-30 MHz, 300 Watts PEP. **£79.50 + £5.00**

For more information on any of our products including high power A.T.U.'s, Loop Antennas for commercial use, send to:

CAPCO ELECTRONICS LTD

UNIT 6

PEEL ROAD INDUSTRIAL CENTRE

PEEL ROAD

WEST PIMBO

SKELMERSDALE, LANCS.

WN8 9PT

TEL: 0695 27948

TELEX: 629575 CONGAS

FAX: 0695 29125

COME

AND SEE

US AT THE

N.E.C.

STAND A10

MERLIN

MERLIN WAY, BOWERHILL,
MELKSHAM, WILTSHIRE SN12 6TJ.
Tel: 0225 706886. Fax: 0225 708594

SYSTEMS
WIZARDS PACKS

THIS MONTH'S WIZARDRY
The WIZARD PRECISION FILTER

240 volts AC, 13 amps input, 4 off IEC 6 amp sockets output, On/Off switch, Precision Potter block RFI filter, VDR, Mains lead and Plug, Merlin made case and built and tested.

This filter helps to remove your RF from the house wiring.

Price £27.48 VAT Paid P&P £3.00

The WIZARD'S best 13.8 volt PSU kit so project

In the kit: Pre built PCB, Super Mains Transformer, 3 inch Cube Heatsink, 60000uf Electrolytic, 25amp Bridge Rectifier, 12V DC Fan, Mains Filter, Overvoltage Relay, LED Indicators, Amp Meter, Fuse Holders, Terminals and On/Off Switch.

This PSU has an output of 8amps and 8 to 18amps intermittent. With a full set of data sheets.

Price £33.80 + £4.50 P&P

LINEAR AMPLIFIER BUILDERS

8 off 220uF 400V Electrolytics with mounting clips

Price £15.00 post paid

Printed Circuit Permanent Magnet Motor/Generator with toothed belt reduction drive. Input/Output 2VDC to 30VDC at up to 10Amps. Price £14.00 + £3.50 P&P.

New in Controller Card for the above and others Input power + and - opto 50VDC. This will give a single 5k ohm pot variable speed forward and reverse. Price £7.50 + £2.50 P&P.

COMPRESSORS—Gast rotary air/vacuum pump 20psi/29invac, 1/12th HP 240Vac motor. Good for Desoldering/Airbrush work. Just £17.00 + £3.00 P&P.

IN THE WIZARDS DEN!—We have from time to time the following new and S/H stock. Printers, Monitors mono/colour. Valve amps and PSUs. Lots of odds and ends.

MORE DATA—Ring the wizard on 0225 706886 (Day time) 0225 763027 (Home). For more information or for a visit to the works.

PAYMENT—Access, Cheque, PO and Cash Post and Packing on components £1.50, over £20.00 £1.00. Please add VAT to total.

Thank you John and Adrian the Sorcerers Apprentice!

We would like to thank all our new customers for their support. By the way if you have a project you would like to be manufactured, we are always on the lookout for new Wizardry. Sorry for the delay over the list, but we have put all our stock on computers and this has taken time, this is the Wizard's worst enemy!

Storno Mobile Radio Telephone

Type 634

68-88 MHz

12.5 kHz Channel Spacing

±2.5 kHz Deviation

Max Bandwidth 1000 kHz

RF Output Power 10 watts

Mod FM

Sensitivity 0.7uV

12 Volt or 24V Input DC with Control Gear and Data

OK for 4 mlt.

Price £25.00 + £5.00 P&P

THE WIZARD POWER CUBE

Specification

- 1 20 Amp Hour Dryfit Battery
- 2 Inbuilt Mains Charger
- 3 RF Filtered
- 4 Solar Cell Input (Cells optional)
- 5 Compact Size/Portable
- 6 Merlin Made

Price £76.00 + P&P £8.00

ARC-44 Airborne TRx compact unit intended for use in Helicopters covers freq range 24 to 51.9 Mc/s in 280 100Kx channels mod F.M. nom o/p 8 watts into 50 ohm comprises T/R, Dynamotor, Chan Sel Box, Mic Amp, DC I/P 28V at nom 5 amps uses min & sub min valves supplied with circo etc. £37 also available with 8ft fibre glass whip, Ae coupler, Ae swt units (Nav) £58. **CRYSTAL CAL.** Advance type OFS.1 for 240V provides D/Ps at 100Kc & 1 Mc/s also contains off Air Rx tuned to 200Kc with phase comparasom meter circ (now 198Kc) small trans unit with book. £28. **TRANS H.T.** Prio 200/250V Sec 1720V at 550 Ma for F.W. bridge rect. £55. **TUNING COILS** Roller coaster type nom 20 Uh 36tr on 2" dia ceramic former ext size 6½×3×3" new unused. £28. **TAPE AUDIO** ¼" on 7" spools 1800ft at present recorded with morse lessons 4 for £11.50. **POWER UNIT** Gen purpose bench HT/LT unit for 240V O/P var 0 to 500V DC at 100 Ma to 350V & 6.3V ct at 3 amps fitted V/Ma meter screw term connec in case with circ tested. £38. **SIG GENs** Marconi TF995/A2 general purpose unit for 240V freq 1.5 to 220Mc/s AM/FM var O/P with meter indication var mod & deviation tested with book. £115. **PHOTO FLASH CAPS** rapid discharge type 215 Uf at 2.5Kv DC size 8×4×10" £17. **POWER UNIT MODULE** for 240V provides smoothed DC O/P nom 500V at 350Ma from F.W. bridge fitted overload trips & Ind Lps ext size 11×8×7" £45. **VALVE VOLTMEETER.** Marconi general pupose bench VTVM for 240V ranges DC 300mV to 1kV, AC 300 Mill/V to 300V Ohms 50 ohm to 500 Megs, as RF probe to 500 Mc/s or 1500 at reduced spec, modern style unit in case size 11×8×7" tested with book. £38. **AIRCRAFT ADF LOOP.** book type loop for use with Marconi AD7092 ADF Rx used in freq range 150Kc to 2 Mc/s as AC motor drive with 24V Desyn Tx unit with slip ring unit, with circ. £23. **FLASH UNITS** aircraft strobe type flash units for 24V DC will work on 12V with lower o/p in weatherproof fittings 3" dia, kit comprises 2x flash tubes, transis p.u.m. cables these flash alt port & stbrd made by Hella. £35. **METER PANEL** fitted 4 miniature 1 Ma meter in box size 5×2×2" £14.50. **MONITOR CRT** part of Army. D11 Tx modulation monitor tunes 2/22Mc/s in 5 bands as 2½" CRT TB & Y Amp etc also 2x AF Osc at 1015 & 1805c/s to enable two tone tests to be made on SSB Tx circo reqs ext power with circ. £34.50 suitable trans for conv. £7.50. **S.S.B. ADAPTORS** part of Army R234 Rx for 100Kc as 3 filters for LSB/USB & Carr O/Ps provides low level audio out use some 22 min valves req ext power & 100Kc drive with book £33. **PULSE GENY** Datapulse. 106 general purpose unit for 230V 100c/s to 12Mc/s var delay, pulse width, var rise time twin o/p into 50 ohm transis tested size 19×6×5" £65. **SCOPE PLUG INs.** for Telequip type D.43 type A units gen purp 15 Megs. £14.50. **ROTARY CONV.** I/P18V DC at 18 amps for full o/p of 230V AC 50c/s sine wave at 180 watts new. £45. **UHF TX DRIVE UNIT** chassis ass for parts contains 3 twin & 2 single gang VHF type tuning caps, two slow motion drives 10.1 I.F. & tuning coils, gears, drive belts etc also 10 misc valves inc QDV03-10 £23. **TX ATU** HF type made by Redifon poss for GR410 nom 2/16 Mc/s 100 wetts 50/75 ohm to long wire, tune up meter, approx ext size 15×15×7" few only. £115. Late arrivals Army Mask kits 36/48ft & STC type STR.37 VHF Aircraft radios. BE201. VHF.

Above prices include Carr/Postage & VAT.

Goods ex equipment unless stated new.


SAE with enquiry or 2×20p stamps for List 44/3

A.H. SUPPLIES

Unit 12, Bankside Works, Darnall Rd, SHEFFIELD S9 5HA.

Phone. 444278 (0742)

The ProElectron PEK-1 Keyer



This new keyer from ProElectron has been designed to interface with the many keyer mechanisms that are currently on the market and so should prove to be very popular, Mike Richards G4WNC tried the keyer out.

The PEK-1 is supplied as a ready assembled but uncased unit with an 11 pin in-line connector for the various external connections. The double sided glass fibre p.c.b. measured 74 x 61mm and was silk screen printed with the component overlay. Power economy was obviously clearly in mind when the PEK-1 was designed as the power requirements were extremely modest requiring 5V to 15V at a mere 0.1µA at standby and either 0.5mA for solid state keying or 12mA for relay keying. With such low power consumption the obvious choice was to use a PP3 size 9V battery.

The keyer had been well thought out in terms of the facilities provided, as in addition to both solid state and relay keying, it contained its own sidetone oscillator. The sidetone output was designed to directly drive one of the readily available piezo sounders which could subsequently be attached to any convenient flat surface once the keyer is boxed. The keying outputs should cope with pretty well every requirement with the solid state keying suiting 90% of applications. The device used for the solid state keying was a VN10 power v.f.e.t., which provided a low resistance between the keying line and ground when activated. This device is capable of keying lines with a maximum key-up voltage of 60V and conversely and maximum key-down current of 300mA (but not both together!).

For occasional situations requiring the keying of a higher voltage, the v.f.e.t. could be set to drive an on-board relay which was capable of switching up to 200V, but in this case the maximum current was 150mA. With regard to the keying technique used, the PEK-1 featured full iambic operation which seems to be the accepted standard for use with paddle keyers. This enables high speeds to be attained with minimum effort on the part of the operator. In addition, the PEK-1 includes dot and dash memories which allow the operator to key slightly in advance of the keyer output and so further aids higher speed operation. If you've never used dot and dash memories before you will find it takes a little getting used to, but once mastered is very useful. The connections to the operators paddle were very straightforward and comprised three connections - common, dash and dot wires.

Obviously with an electronic keyer a speed control

is required so that the automatic dot and dash repeat times match your sending speed. The PEK-1 could be continuously adjusted between 8w.p.m. and 34w.p.m. which should prove adequate for most operators. The speed adjustment was achieved with a conventional rotary potentiometer which was mounted on the main p.c.b. For the on-air tests I connected the PEK-1 to the mechanism of my Spacemark keyer and the keying line to my trusty Icom IC-720A. The keying requirements of the Icom are not very demanding, so I opted to use the solid state keying option from the PEK-1. By using my favourite Spacemark mechanism I was able to get a good feel for the action of the PEK-1 without it being masked by an unfamiliar paddle. I was very pleased with the performance of the PEK-1 and the quality of the resultant output was very good. The dot to dash ratio was fine for the speed range provided, though some high speed operators would probably like to see the top speed increased slightly and a variable dot/dash ratio provided. However, the settings provided were fine for general operation.

Summary

The PEK-1 proved to be a very well built and effective keyer which should fit the bill well for most operators. The versatile keying options combined with its simple operation should ensure that the resultant c.w. is of a high quality.

The PEK-1 costs £22.00 and is available from ProElectron, 35 Cromwell Road, Cheltenham, Glos GL52 5DN.

Specification

Speed	34 words per minute
Dot/Dash Ratio	1:3
Keying Output	60V, 300mA (solid state) 200V, 150mA (relay)
Power Supply	5-15V d.c.
Supply Current	0.1µA (standby), 0.5mA (solid state keying), 12mA (relay keying);
Dimensions	L=74mm, W=61mm, H=21mm

REVIEW

Radiation Hazards

With the debate on nuclear radiation hazards raging in the press these days, Brian Dance takes an important look at the hazards from both r.f. and microwave radiation

Electromagnetic radiation of a very wide range of frequencies is always present in our environment. It is enormously increased in intensity near most r.f. or microwave equipment. The energy of such radiation can certainly produce heat in biological tissue by processes which seem to be relatively well understood. This heating effect has been put to good practical use by physiotherapists over many years and is now used to raise tissue temperature accurately for cancer therapy.

Can fairly low levels of non-ionising electromagnetic radiation produce significant effects in living organisms other than tissue heating, e.g. effect the cell nucleus or the cell membrane? Can it cause illness or result in a feeling of being unwell? Can it assist tissue healing? Questions of this type are proving very difficult to answer and are a subject of much controversy amongst world experts.

Cataracts

During World War II, there was considerable concern about the incidence of cataracts and internal burns amongst radar technicians. In the 1960s exposures to power densities of 10mW/cm^2 from 10MHz to 100GHz were regarded as permissible for microwave workers, partly because lens opacities in eyes of rabbits were not produced until the density reached at least ten times this value. Cataracts are a common effect, since the lack of a blood supply in the lens of the eye means that this cooling mechanism is absent. However, there is considerable conflict between various specialists on the biological effects of microwaves, some believing that a power density of under 1mW/cm^2 can produce reversible disturbances of the central nervous system which may result in headaches, EEG pattern changes, etc.

For many years, little work was done on the personal hazards resulting from exposure to various levels of electromagnetic radiation, exposure to 'reasonable' levels being regarded as constituting only a minor hazard. There has recently been a far greater interest in research on the possible hazards

associated with exposure to electromagnetic radiation and the levels which may be regarded as safe. Daily newspapers have often asked questions about whether radiation from television receivers, from video display units or from microwave ovens can, for example, cause cancer. Microwave ovens when new must not leak a level of more than 1mW/cm^2 at 50mm from the door, nor more than 5mW/cm^2 during their working life.

The problems of potential hazards from microwave radiation have greatly increased during recent years due to the more widespread use of microwave diathermy in industry and in medicine, the increased power output from radar systems and the use of microwave ovens both in the home and elsewhere. The bombarding of the US embassy in Moscow by microwaves aroused much comment.

Power Lines

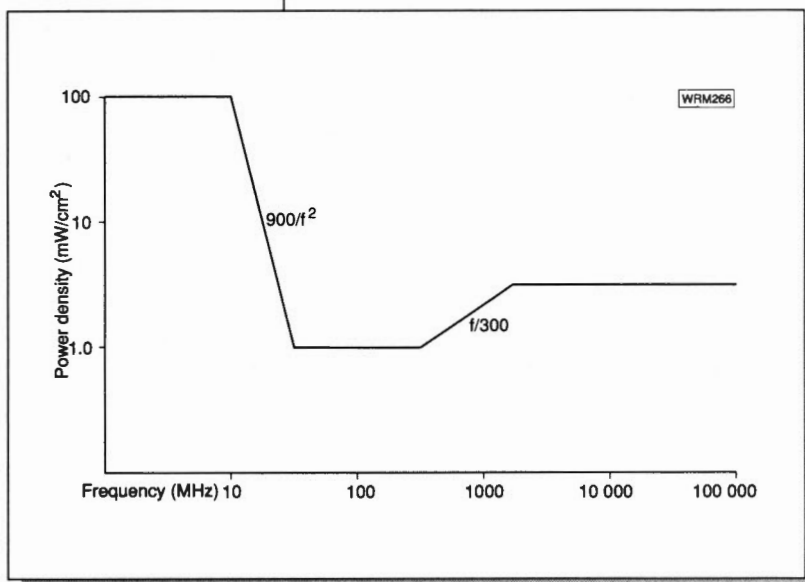
Does living under a high voltage power liner increase one's chances of developing any illness? According to work carried out by Dr Cyril Smith, Senior Lecturer in the Department of Electronic and Electrical Engineering of the University of Salford, it seems that proximity to power lines can affect certain people in a similar way to that in which food and other allergens may affect them. He feels the fields may produce irritability, headaches or sudden blackouts. As the fields get stronger, the effects do not seem to increase, but just get more complicated.

The British Central Electricity Generating Board (CEGB) has repeatedly denied that its cables have any effect on people's health. However, the electricity industry announced in 1988 that it would undertake major research to measure the exposure of people to magnetic fields from the distribution and use of electricity - the first such research in the UK. New remote monitoring techniques and innovative personal exposure meters were employed to help build an accurate picture of the magnetic fields to which people are subject in their everyday lives. Few studies have been carried out anywhere in the world which involve measurements of personal exposure to magnetic fields. The electricity industry is also financing two separate research projects at universities which will look for possible links between living near power lines and adult and childhood cancers. An independent programme of basic research into the key biological interactions is being funded to assess their significance, if any, for human health and welfare.

Cancer

There is some evidence from US research that the electromagnetic fields from power lines may be linked with cancer growth. It was found that low energy electromagnetic radiation increased the activity of the enzyme ornithine decarboxylase in human, rat and mouse cancer cells grown in culture. This enzyme produces a substance which stimulates cell growth and proliferation. The fields used were similar to those from power lines. The Veterans Administration Medical Centre found r.f. and microwave fields only influence cells if the fields are modulated at frequencies of less than 100Hz - which includes the mains system.

Fig. 1.



The Cancer Therapy Research Foundation, San Antonio, Texas, examined the electric and magnetic fields separately and found that the magnetic field seemed to be far more biologically active than the electric field. Human cancer cells exposed cells which were shielded from the fields. Unlike ionising nuclear radiation, the fields do not seem to make healthy cells cancerous, but may possibly help cancerous cells to grow more rapidly. In the past there has been much concern about possible interference with the operation of heart pacemakers, but it seems that modern pacemakers are unaffected by overhead power lines.

Work at the University of California, Riverside, also suggests that exposure to common sources of low energy electromagnetic radiation, including radiation from electric blankets and power lines, may promote the growth of cancerous tumours by increasing the activity of an enzyme essential to cell growth. However, it was stressed that the research is not yet definitive enough to establish a cause and effect relationship between exposure to a field and an increased cancer risk.

Other epidemiological studies have connected low frequency electromagnetic fields with leukaemia and brain tumours amongst children. A New York panel reported that children who live near overhead power lines are twice as likely to develop leukaemia as those raised away from magnetic fields associated with power lines.

Establishing the cause-and-effect relationship between electromagnetic radiation and cancer is extremely difficult because so many environmental factors may play a role in the cancer producing and growth processes. Between 1971 and 1980 a considerable number of soldiers in the Polish army were subjected to heavy doses of microwave or radio waves. It was concluded that this group was three times more likely to contract cancer than unexposed soldiers. The rate of lung cancer seemed unaffected by the exposure, but lymphatic cancers increased by 6.7 times, thyroid cancers by 4.3 times and stomach and skin cancers by 3 times in exposed people.

It seems impossible at the present time to give definite answers to many fundamental queries about the effect of electromagnetic, magnetic or electric fields on people, but a study of the recommendations of the large national laboratories can provide some understanding of current views on possible hazard levels. Ideally international agreement on the permissible levels is required.

Permissible Levels

The British National Radiological Protection Board made recommendations on acceptable levels of electromagnetic fields or non-ionising radiations at frequencies below 300GHz. They were applicable to those using radio and television broadcast equipment, the use of nuclear magnetic resonance diagnostic equipment in hospital, r.f. smelting and heat sealing equipment, short wave transmitters, power lines, microwave ovens and radar systems.

The human body tends to absorb more radiation at certain frequencies than at others, so the recommended limits vary with frequency. In the past a limit of 10mW/cm² (100W/m²) was set, but

resonance absorption of the human body between 30MHz and 100MHz led to a reduction in the recommended limit for workers to 1mW/cm² over this range. The limit for frequencies between 100MHz to 500MHz was fixed at $f/1000\text{W/cm}^2$ where f is the frequency in MHz. A level of 5mW/cm² was set for the 500MHz to 300GHz range. The maximum exposure times was two hours per day.

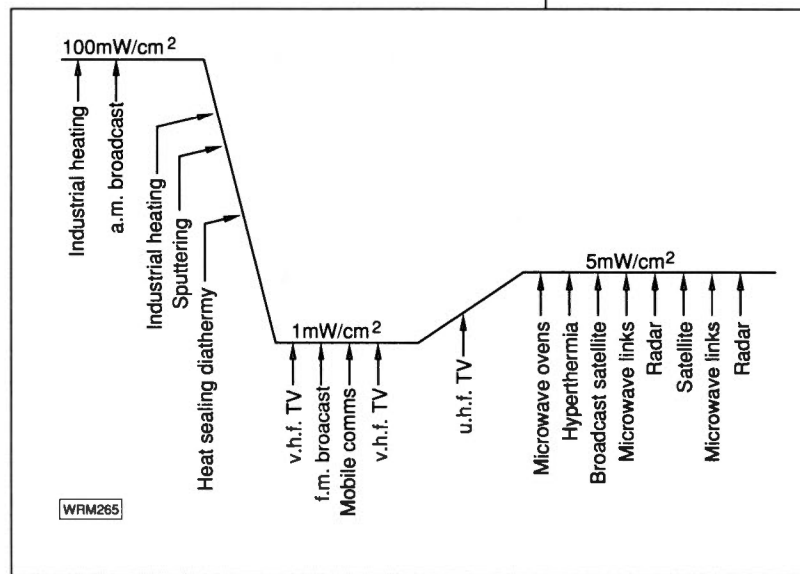
Lower levels were recommended for the general public than for those exposed to the radiation in their work. From 30 to 300MHz the limit for the general public was fixed at 0.4mW/cm², from 300MHz to 1.5GHz at $f/750\text{mW/cm}^2$ where f is frequency in MHz and at 2mW/cm² in the 1.5 to 300GHz range. The maximum exposure time for the general public was fixed at five hours per day.

US FCC Limits

In the USA the Federal Communications Commission (FCC) Report came into force in January 1986. This is the first federal regulation of its kind which requires all new or modified broadcast facilities to meet specified standards for human exposure to r.f. radiation. This ANSI (American National Standards Institute) C95.1-1982 standard, shown in Fig. 1., followed six years of study into the acceptable limits of r.f. exposure. The maximum values shown are those averaged over a six minute exposure time. They are based on the whole body average specific absorption rate (SAR) limited to 0.40W/kg of tissue, with a peak SAR value of 8W/kg. This is averaged over any 1g of tissue so as to prevent local hot spots. This standard is based on the absorption factor of human tissue and the level of r.f. at which thermal damage can occur. It is essentially the inverse of the absorption curve for the human body, but a ten fold factor of safety is included.

A relatively high power level is required to exceed the limits of Fig. 1 at a distance of more than a few metres. Broadcasting stations and radar installations form the majority of high power radio frequency sources to which members of the general

Fig. 2: Applications of frequencies in the 300kHz to 100GHz region which may lead to R.F. hazards.



public are likely to be exposed. Some services such as aviation, amateur radio and satellite uplinks may provide sufficient power densities to exceed the limits, but their location and/or intermittent operation normally prevent them from being a serious public hazard.

A study by the FCC and the Environmental Protection Agency (EPA) measured radiation levels around a multi-station broadcasting system in Washington. The station included ten f.m. transmitters and numerous two-way communications and microwave relay stations. The f.m. stations (each with an effective radiated power in the range 126kW to 200kW) provided by far the largest contributions to the maximum power densities in the area. In many localised regions the radiation limits were exceeded, so a person remaining in such a place for an adequate time would receive radiation in excess of the six-minute-average ANSI standard. However, if the measurements were averaged spatially rather than at a single point, no place accessible to the public exceeded the recommended limit.

The FCC report showed that vegetation, especially conifers, apparently provide good radio frequency shielding. On the other hand, metal objects and even household electrical wiring could produce local concentrated field regions. The radio masts of non-operating transmitters produced a considerable local increase in the field from other transmitters, necessitating care in working on the masts.

The EPA said that high levels of radio frequency radiation could be harmful to people, not only because it increases the body temperature, but also because it causes mild electric shocks and burns. In addition, the radiation has been linked with chemical changes in some animals, but whether this is a hazard for human beings has not yet been

determined, according to the Agency.

For frequencies above 3MHz, the EPA initially suggested three options for SAR limits for absorbed power of 0.04, 0.08 or 0.40W/kg of tissue. The tenfold range of values shown the inexactness of our understanding of the electromagnetic radiations hazard. Apart from these SAR limits for absorbed power, the EPA suggested limits of electric field intensity (V/m) and magnetic field intensity (A/m) for frequencies below 3MHz. Under the three different options these limits are 87V/m and 0.23A/m, 275V/m and 0.73A/m and 614V/m and 1.63A/m.

The maximum permissible levels adopted by the Western countries are based on tolerable levels of tissue heating, whereas the Soviet and East European levels are based on neurological and psychological effects. This results in the Eastern countries having the far smaller limit of 0.01mW/cm² for continuous exposure, as non-thermal effects have been observed at levels lower than the Western limits.

It is interesting to note that the exposure of a person's head to microwave energy of high peak power (but of an average power well below the recommended limits) has produced an auditory effect in which clicks are heard. One suggestion is that the clicks are produced by abrupt, very small rises in the tissue temperature. This phenomenon is not considered to be a hazard at present.

Some workers believe that pulsed electrical or magnetic waveforms can produce an increased rate of bone healing by processes not properly understood, but other dispute this. Similarly the treatment of soft tissue injuries by electric or magnetic fields in the subject of much controversy. Results from a study funded by the CEGB at Manchester University to answer the question, "Can induced 50Hz body currents affect mental functioning?" could be interpreted in various ways.

Conclusion

One can only reach the very unsatisfactory conclusion that the effect of electric and magnetic fields on the human body remain very much in dispute. The rise in temperature due to exposure can be measured, but virtually all other effects are the subject of conflicting opinions. It really does seem that the human body is too complex for anyone to produce simple and definite answers or perhaps even to achieve similar results to those reported by others. Opinions of the world's experts on the safe exposure limits to electromagnetic radiation vary widely.

Nevertheless, in 1981 the first official recognition was made that a fatality resulted from exposure to electromagnetic radiation. The widow of Samuel Yannon, a radio technician who for 15 years worked on top of the Empire State Building, received a monetary award in respect of his death. In Britain the Department of Health and Social Security does not accept that there is a link between cancer generation and electromagnetic exposure. However, a DHSS tribunal accepted that an exposure to microwave radiation provided grounds for granting a special pension to a widow whose husband died of thyroid cancer after he worked on radar servicing.

Practical questions, such as to how far one should keep away from one's transmitting antenna whilst operating at a certain power level for a certain time, are obviously not easy to answer. A survey instrument (which must be suitable for the frequency or frequencies involved) can be used to measure the level in mW/cm² and this can be compared with the ANSI recommended levels. It seems sensible for everyone to keep as far away from strong fields as is conveniently possible until more is known about their possible effects on people. However, millions of humans have been working in such fields for many years, so the chances of serious hazards existing may be quite small. For those who seek extra protection, a microwave reflecting suit is offered by Lion Uniform Inc. (Dayton, Ohio, USA). It provides at least 20dB attenuation at 2450MHz by reflecting radiation

PW

CB SPECIAL SUPPLEMENT

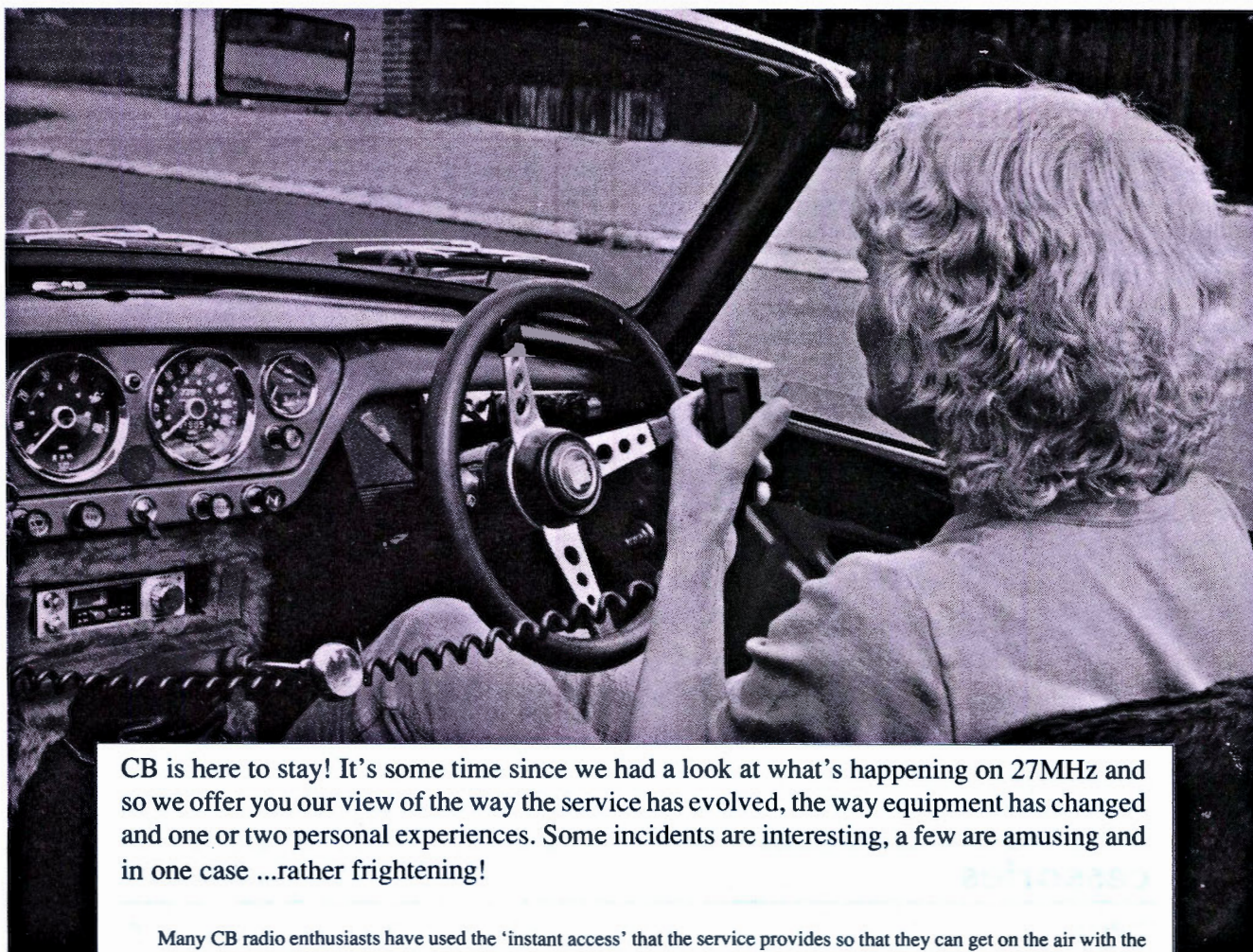


Photo
courtesy
Southern
Evening
Echo

CB is here to stay! It's some time since we had a look at what's happening on 27MHz and so we offer you our view of the way the service has evolved, the way equipment has changed and one or two personal experiences. Some incidents are interesting, a few are amusing and in one case ...rather frightening!

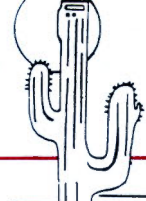
Many CB radio enthusiasts have used the 'instant access' that the service provides so that they can get on the air with the minimum of fuss and formality. Some of them then discover that CB provides all that they require from the hobby of radio communications. However, others find that they may want to go off in other directions and that could lead them into amateur radio.

For those who want to enter the world of the licensed radio amateur, there is what seems to be the long and tortuous path leading to the Radio Amateur Examination. This often, very long and difficult path can appear to be strewn with obstacles such as radio and electronics theory, mathematics, money hurdles, pride and prejudice before the coveted licence is obtained.

There is little we can do to avoid the theory hurdle apart from providing plenty of good technical reading and introductory articles. But we can lower the jumps a little for the money obstacle by producing good 'home-brew' circuits, so that even first time constructors can build their own equipment. However, where prejudice is involved we can 'knock that on the head' immediately and firmly state that as far as *PW* is involved - it doesn't exist.

To back this up we present our view of the CB scene and introduce at the same time our new, regular feature writer, Rick Maybury. Month by month Rick will report on the CB front and if 27MHz is where you enjoy radio communications - this is the page for you. Don't forget, we're not assuming that everyone on CB is a budding radio amateur. If you are, fine, we're here to help you in any way we can. However, if you're happy to enjoy CB for its own sake - you're sure to enjoy Rick's page every month.

Radio amateurs and CB enthusiasts are very near neighbours in every sense of the word, we've got to meet some time and that time has arrived. Welcome to *PW* and the wider world of radio construction and communications!



NEW SATCOM SCAN 40 MOBILE

£99.95

JUST LOOK AT THESE FEATURES

- * Scan of all 40 channels
- * Priority Ch. Monitoring
- * Built in Mic processor
- * Noise Blanker

* Tone control A Truly Professional Class Mobile CB Radio.



UK SPEC. RADIOS

UNIDEN 100 Mobile.....	£69.95
UNIDEN 200 Mobile.....	£99.95
UNIDEN 300 Base.....	£169.95
MIDLAND 104 Mobile.....	£69.00
MIDLAND 77/099 NEW Mobile.....	£69.95
MIDLAND 77/805 Hand Portable.....	£95.00
MAXCOM 30E Top Class Mobile.....	£99.95
JESAN CB 950 H/held W/Rubber duck.....	£89.95
DNT HF 12/3 3Ch H/helds (pair).....	£39.95
JESAN CB 950 H/held W/telescopic.....	£89.95
TEAM SR 316D Selective Call Unit. For team radios.....	£59.95
TEAM TRX 404 UK.....	£79.95

C.E.P.T RADIOS

UNIDEN PRO 420E Mobile.....	£79.95
SATCOMP40 40Ch. H/held.....	£139.00
UNIDEN PRO 620 NEW Base.....	£149.00
TEAM TRX 404 Mobile.....	£79.95
TEAM PROF190 40Ch H/held.....	£69.95
MIDLAND 104 (Cept Mobile).....	£69.95
SATCOM Scan 2000 Mobile.....	£79.95
DNT Contact 40 Small Mobile.....	£79.00

SATCOM SCAN 4000 BASE STATION

Satcom have brought Satellite Technology to this Superb Base Station - Just Look at these Features:-

- * Auto Scan Facility
- * Microphone Compressor
- * Tone Control
- * Priority Function
- * DX/Local Switch
- * Fully Approved Cept Spec

For clear long distance copies at home this is the one!



Special Introductory Price £169

talk Microphones

SADELTA ECHOMASTER PLUS

Probably our most popular selling base mic. Super Audio that's mellow but packs a punch. £69.95

SADELTA MB30 Plus Base Mic.....	£36.50
SADELTA XL30 NEW Base Mic.....	£46.50
SADELTA Bravo Plus Base Mic.....	£49.95
SADELTA CM40 NEW With Tone/Vol.....	£55.75
SADELTA MC7 American Hand Mic.....	£29.95
SADELTA MR1 Replacement Mic.....	£15.42
SADELTA MP2 Power Mic.....	£22.82
SADELTA ME3 Echo Hand Mic.....	£35.95
SADELTA MB4 Roger Beep/Pwr Mic....	£25.35
SADELTA MM90 Mobile H/Free Mic....	£59.95



SADELTA EC 980 ECHO UNIT
Superb Quality Special Price £39.95



K40 Dynamic Mic.....	£16.95
CTE F10 Power Mic.....	£11.95
CTE F16 Pwr/Roger Beep.....	£17.95
ALTAIDMC 510 Power Mic.....	£7.95
REPLACEMENT Hand Mic.....	£6.80
ALTAI DM315E Echo H/Mic.....	£22.00
MIC Extension Lead W/Plugs.....	£7.08

talk CB Antennas

MOBILE ANTENNAS

NEVADA Mag Mount Complete.....	£13.75
NEVADA Mini Bull Whip (56").....	£11.64
NEVADA Large Bull Whip (71").....	£12.95
RUBBER Duck (PL 259).....	£6.88
RUBBER Duck (Push Fit).....	£5.65
K40 Famous American Ant.....	£39.00
K40 Complete Range Spares.....	Ring for Info
K40 Magnetic Mount.....	£17.95

MARINE ANTENNAS

AZZURA 27 Marine.....	£29.95
AZZURA 30 Marine.....	£31.80
AZZURA 40 Marine.....	£36.95

BASE ANTENNAS

NEVADA GP27 1/2 Wave.....	£13.75
NEVADA Super Lance (only 40" long).....	£15.44
NEVADA TC52 1/2 Wave 1 Kw.....	£19.95
NEVADA TC58 5/8 Wave 1 KW.....	£29.75
SALIUT 27 3/4 Wave (Sigma 4 Copy).....	£69.95
SKYLAB UK Legal Base.....	£24.00
SKYLAB Standard Base.....	£24.00
SPIRE 3 Element Beam.....	£49.95
HOME KING 2 EL. Mini Beam.....	£39.85
SPECTRUM 200 5/8 Monster Base!.....	£69.95

Add £4.60 Post/Packing for all Base Antennas

LOFT/BALCONY ANTENNAS

BOOMERANG Balcony/Base.....	£14.80
MINI BOOMERANG Balcony/Base.....	£18.95
NEVADA Super Lance Balcony/Base.....	£15.44

talk Accessories

POWER SUPPLIES

BREMI 3 Amp.....	£19.95
BREMI 5 Amp.....	£29.95
ZETAGI 12 Amp.....	£69.95
ZETAGI 12 Amp (with meters).....	£79.95
ZETAGI 25 Amp.....	£108.00
ZETAGI 25 Amp (with meters).....	£129.95
ZETAGI 40 Amp (with meters).....	£227.00

METERS

BREMI BRG22 SWR/Power 1 Kw.....	£37.50
ALTAI 2T Basic SWR.....	£7.50
CTE HQ315 SWR/PWR/Mod 1K.....	£58.50
TM1000 SWR/Power/Matcher 1Kw.....	£69.95
WD202 SWR/Mod/Power/FM Deviation.....	£19.95
27/500 SWR & Matcher 500W.....	£35.57

NEW TEAM 1140 TEST SET

Measures SWR Power AM Modulation/FM Deviation and has a built in Antenna Matcher (100 W Max).



SPECIAL OFFER
£36.88

MISC

MM27 100 Watt Ant. Matcher.....	£13.00
M27 500 Watt Ant. Matcher.....	£23.65
C45 50 MHz Frequency Counter.....	£57.00
C357 300 MHz Frequency Counter.....	£99.00
FD30 30 MHz Frequency Counter.....	£48.80
HQ 375 Low Noise Pre-Amp W/Indicator.....	£27.25

This is just a tiny part of our huge range. We also stock Amateur Radio, Scanning Receivers, Mobile & Base Amplifiers plus lots more accessories! Our Bumper Catalogue has details of the complete range and costs just £2. Why not send in for it NOW....or call our Hotline 0705 662145, quoting your credit card for same day despatch.

NEVADA COMMUNICATIONS.....WE TALK YOUR LANGUAGE

189 LONDON ROAD, NORTH END, PORTSMOUTH, PO2 9AE, ORDER HOTLINE (0705) 662145

CB CORNER

Rick Maybury begins his regular review of the UK CB scene, but this month, by way of an introduction he looks back at his own early experiences with two-way radio, before it became (almost) respectable.

Citizens' Band - Eleven Years On
Some people can tell you exactly what they were doing the day John F. Kennedy was assassinated. Neil Armstrong setting foot on the moon and the murder of John Lennon evoke equally strong memories. Whilst I can vaguely remember all of those events, I can tell you precisely where and when - almost to the minute - I first encountered Citizens' Band radio. It was eleven years ago, on 15 March 1979, around 10 o'clock in the morning and I was on a semi-regular trip to Colchester in a colleagues car. We were on the way to the printers, to sort out the usual last-minute problems on *Hobby Electronics Magazine*; long gone and much honoured.

Somewhere near Gant's Hill my colleague sheepishly opened the glove compartment to reveal a shiny new Midland CB rig - something I had only ever seen before in photographs. He had brought it a week earlier, along with a 'disguised' antenna, on a business trip to the USA. I hasten to add that his choice of antenna was not influenced by any need to maintain secrecy - he wasn't even aware that CB was illegal then - but simply because it would double up as a normal car antenna, and he wouldn't have to drill any extra holes.

He hadn't had much luck with it and was about to give up but

after five minutes knob twiddling we finally came across a truck driver, somewhere on the Southend Arterial road, chatting to a fellow CBER. It sounded like a foreign language - a mixture of American slang, spoken with a phoney accent, interspersed with more familiar references to last night's TV, his sexual prowess and capacity to consume alcohol. After a few minutes we plucked up enough courage to have a go - we soon picked up the jargon - and the fake accent - and by the time we turned on to the A12 to go North we had two new friends and I was hooked.

Smuggled In

At that time CB rigs were virtually unobtainable - there were probably only a few hundred American a.m. units in the country, mostly brought in by truckers from the Continent where they were readily available. Fortunately I was due to go to Holland a couple of weeks later, to visit one of our sister magazines. With a little help from the staff I managed to track down an American rig - it was a fairly basic design, called Otron, and it cost around £30. By then I was dimly aware of the illegality of CB so I disassembled it and smuggled it back into the country in several pieces, spread throughout my luggage. I learned

then and there that I was not cut out for life of crime - I can only assume the Customs officer took my pallid complexion, shaking and stuttering to be a bad case of food poisoning.

Suitability equipped with a mission to inform I first put pen to paper on the subject of CB in early 1979, in a five-page feature that appeared in the June edition of *Hobby Electronics Magazine*.

Fan Mail

In a good month we reckoned to get around 50 letters; a week after that issue hit the bookstalls we had received over two thousand letters! They all wanted the same things; more information and where they could get their hands on a CB rig. Being a fairly perceptive fellow I cannot think why I didn't immediately hire a Transit van for a day-trip to Holland and fill it to the roof with rigs. I know quite a few that did just that and some of them are millionaires now! (I should also say one or two of them ended up as unwilling guests of Her Majesty...). There was a time, back in those early days, when the importation and sale of CB rigs was not strictly illegal - Customs and Excise apparently treated them in the same way as ordinary transistor radios and provided the duty was paid, they were allowed in. For a few short months there

were fortunes to be made.

Not me. I spent the next two years doing my bit to get the archaic Wireless Telegraphy Act changed - I was there on the regular Hyde Park marches, Parliamentary lobbies; I even served on GLC Committees. Free speech, the right to communicate, two-way radio for the masses. High ideals, but sad to say, some low opinions of the way the illegal network was rapidly developing.

There are more than enough stories from those pre-legislation to fill *Practical Wireless* ten times over but suffice it to say that after much dithering and posturing the British Government finally realised that it would be easier to legalise CB, and make money out of it, than spend a small fortune chasing illicit Cbers around the country. Their solution was for the Home Office to come up with the daft name 'Open Channel', draft a Green Paper discussion document, and finally publish the historic MPT1320 and MPT1321 specifications which set out proposals for a unique UK FM CB service on the 27MHz and 934MHz bands. On 2 November 1981 the Post Office monopoly on all forms of long-distance communications, - which other than shouting required passing an examination, was finally broken. The rest, as is customary to say at this point, is history.

Advertisements

CB 37

Stockist of new and second hand CB and Amateur Radio Equipment. Mail Order Specialist.

CB37

15 Middlewich Street, Crewe CW1 4BS

Tel: (0270) 588440 anytime



RON'S SHOP

46 Lower Bore Street, Bodmin, Cornwall PL31 2JY

Tel: Bodmin (0208) 74569

CB RADIOS and all ACCESSORIES, CORDLESS
TELEPHONES and ANSWERING MACHINES, RADIOS,
ELECTRICAL GOODS ETC.

Open: Mon - Sat. 9am - 5.30pm

CB RIG REVIEW



Satcom SCAN40-F

The last CB reviewed in PW stirred up lots of comment, some from the minority dyed-in-the-wool 'it shouldn't happen in PW' camp, to a very resounding 'thank you' from our SWL and newcomers to the hobby. So on the encouragement of the latter, Richard Ayley G6AKG reviews the latest CEPT approved CB to join the the Nevada stable.

After the unfavourable reaction of most of my fellow amateurs regarding the last CB review, I was a little apprehensive on the subject of doing another. But as I pointed out to them at the time, CB is still the only easy way for most people to get access to the field of radio communications. Indeed, I also pointed out that some of our radio clubs most enthusiastic award chasing members, cut their DXing teeth via CB. Still, why should I have to make excuses? I know the value of CB and its role in propping up the somewhat ailing hobby of amateur radio.

I must say that since I last reviewed one of the new CEPT27 rigs back in May 1989, the band noise has increased alarmingly due to transatlantic propagation caused by the current sunspot cycle peak. It has, of course, increased the chances of working some interesting DX if you're patient and can stand the din. As

far more European stations seem to be using the band; you will no doubt remember the new CEPT frequencies have been accepted throughout the EEC. Having said that, there still seems to be very few UK Cbers in evidence, which is good I suppose for those more serious band users.

Having reviewed one of the first CEPT rigs to grace Nevada's emporium I found myself quite unconsciously comparing the two rigs. The Satcom SCAN40-F seems to have gone the same way of most amateur equipment, it has quite a few bells and whistles than its more simplistic predecessor the Team TRX 404.

Unpacking

On unpacking the Satcom I was surprised to see such a busy looking rig and a little disappointed at the lack of technical information enclosed. No interesting schematics, not

even a functional block diagram. Still most people don't want to know how it works. Anyway, the rig comes with a users manual and a bag of assorted installation hardware. To complement this, there are some quite useful hints and tips in the manual on the installation of the rig and its antenna (not supplied).

The power lead supplied with transceiver was at least a metre long including an in-line 2 amp fuse, long enough for most installations! The microphone supplied with the rig is a fairly ordinary 500Ω dynamic type with a 500mm curly lead, terminated in a Japanese standard 4-pin screw collet plug. This particular item gave me a little trouble when I first aired the rig, as it had an intermittent short circuit on the mic. The fault had been caused by the misassembly of the microphone shell and was easily put right, but was a little annoying. It's a shame that this

seemingly minor assembly fault crept past Satcom's QA person, as I was amazed at the high standards of construction used within the rig itself. The back panel of the rig is quite ordinary. Here sockets are provided for the optional selective calling unit, d.c. power, extension speaker (3.5mm jack) and antenna (SO239 type).

High Standards

All the rigs sub-assemblies are connected to the the main p.c.b. by multiway plugs and sockets; even the speaker had its own spade type connectors. In fact, I would go as far as saying that the transceiver's internal construction far outshone some of the more expensive amateur gear I've poked around in.

Unfortunately, I can't tell you a lot technically about the internal working of the rig, only that it has a phase locked loop synthesiser to produce the 40 channels and has a

Advertisements



SALES (DEVON)
Communications Specialists



Largest stockist of CB Radio, Scanners and Accessories in Devon, part exchange welcome, full workshop facilities on the premises.

★ Open Sundays & Evenings by request ★

We will mail to you at our cost

STIDSTON



SOUTH BRENT, DEVON TQ10 9JT. Tel: (0364) 73891 Mobile No: (0836) 369589



dual-conversion superhet receiver (10.695MHz first i.f. and a 455kHz second). The transceiver's receive selectivity is provided in the main by two ceramic filters.

Good Looks

The front panel of the transceiver is well laid out and has all the good looks of a thoroughbred, as does the whole transceiver which is finished in a rather nice gunmetal grey metallic paint. As mentioned earlier, the rig is endowed with a surprising number of knobs and switches; just the thing for those compulsive twiddlers like myself. On the far right of the front panel is the microphone socket above and to the right of this are the VOLUME and SQUELCH controls, of the dual-concentric type. Below this rotary control is a push-on/push-off type switch which controls the rig's d.c. power. In fact the next five switches to the right of this, have exactly the same type of switch action.

The d.c. POWER switch seems to have a strange effect on the transceiver, as it doesn't seem to fully disconnect the rig from the vehicle supply. When in the off position, the rig displays faintly in the channel window the letters PA. As the rig doesn't seem to have a public address function, this display remains a mystery and leaves a quiescent current drain of 17mA. Although this is not mentioned in the manual, I can only assume that this function may be part of the rig's selcall option. However, I can only guess as the rig's selective calling working as this is only vaguely mentioned in the back of the operating manual. The operation of selective calling is explained in the Team 404 review, in the May 1989 issue of *PW*. One thing is for sure, when you install the transceiver in your vehicle, I should make sure that it is connected through the car's



ignition switch. So when the vehicle is left unattended the rig does not flatten the battery.

Scanning

The other switches on the front panel, going right from the power switch, are marked, PRI, AUT.S, M-COMP, SQ.FIX and NB. The switch marked PRI when pushed automatically switches the rig to Channel 9, which for those who don't know, is recognised as a distress channel.

The next switch along to the right, works in league with the transceiver's rather over complex means of changing channel. Instead of the more usual rotary channel switch, two buttons are provided, one marked with an 'up' arrow and the other with a 'down' arrow. Both switches have a press-to-make action and will either change the rig's operating frequency up or down as required. If either of the buttons, which are located on the right hand side of the channel display, are kept depressed the rig will continuously cycle through all 40 channels.

The AUT.S button when locked in sends the rig in search of a busy channel, stopping only when the rig's squelch is lifted. This scanning mode, for which the rig is obviously named after, I feel is a little wasted. As paging systems operated by some UK manufacturing plants work in this band and issue long and often noisy strings of tones, they constantly lock up the receiver's scanning function. If a delayed hold had been provided, so that every time the rig encountered a constant carrier it locked on the

channel for 6 seconds and then continued scanning, then this function might have been relegated from being just a novelty.

The obvious use for such a channel change system, would be to put the UP and DOWN buttons on the microphone, as is the case with some amateur mobile equipment. However, this was probably left off in the interest of keeping the equipment's price in the competitive range. The next switch marked M.COMP, gives the rig a very useful and unusual feature. Gone are the days of power mics, as this switch increases the microphone sensitivity by a quoted 20dB. When I used the facility on marginal contacts it gave me at least one extra point on the readability scale. A very worthwhile improvement to include, as I'm sure you will agree.

Fixed Squelch

Next on the list is the button marked SQ.FIX. This I must admit had me rattled as the manual just said the button fixed the squelch on? At a wild guess I think it must be some kind of pre-set squelch. So I left it on, thinking that it would probably work like that very same function on the Team 404. I'm sad to say that yes, it is a pre-set squelch, but it takes quite a beefy signal to lift it. Unlike the Team rig which looked for a well modulated f.m. carrier as well as a pre-set level of r.f. signal, the Satcom's I feel, must be operated by r.f. signal strength alone. This function is only useful if you're expecting a

call from a very local station.

The last button, marked NB, enables a noise blander to be activated on the receiver. This is quite handy for cutting back some of the vicious ignition interference experienced in

the mobile environment. I must admit though, it only reduced some of the noise which is all that can be expected in equipment of this type. However, it is a nice touch as well as being marginally useful and a rarely found feature on CB equipment.

Twiddley Bits

The rig is also endowed with a tone control, a simple but useful means of rounding off some of the sharp edges on the harsh audio some people transmit. Poor audio is caused mainly by people holding their microphones far too close to their mouths when speaking, especially in a mobile environment.

The next rotary control enables the r.f. gain of receiver to be adjusted and is the one feature I used the most. At times, I would this control down to nearly half its maximum setting just to give the rig a fighting chance of selecting some of the stronger signals from what seemed like a solid wall of hash. Knowing how much power some continental stations use, I think all CB rigs should be provided with an r.f. gain control.

The last knob in this trio provides a means of adjusting microphone gain. This particular control I left at maximum for most of the time, as even with the microphone compressor running it seemed that without it, you just weren't heard. This is bad operating practice I know, but when you're trying to get a contact in all that noise you need to pull out all the stops. This reminds me of one poor Italian station I heard, he must have shouted himself hoarse trying to

Advertisements

CB EQUIPMENT

Telephone and Communication Systems
Complete Repair Service, Accessories

WINCHESTER ELECTRIC

46-48 St Georges Street, Winchester (0962) 54743
OPEN 6 DAYS A WEEK

ALPHA'S CB CENTRES

224 Balaam Street, London E13

Tel: 01-471 5589

Open: Mon. - Sat. 9am - 7pm. Sunday 10am - 2pm.


ALSO EX ZULU/ONE/FOUR

2 Leytonstone High Road E15 Tel: 01-555 8045

Open: Mon.- Sat. 9am - 5.30pm.

T/A Balaam St. Motors

SHARMANS WHOLESALE



MAXON MX 1000

**CEPT TYPE APPROVED
NOW IN STOCK**



MAXON MX 2000

**CEPT TYPE APPROVED
AVAILABLE NOW**



**OPEK 437
POWER MIKE**




**OPEK 436
DYNAMIC MIKE**



**OPEK 452
POWER ECHO MIKE**

OPEK® - THE RANGE OF QUALITY MICROPHONES

The CB ACCESSORIES featured above are just some of the range of exclusive, quality products available from Sharmans. To obtain full details of the above and other  products, phone **061-834-9571**

Now for immediate attention!

**3 Bury New Road, MANCHESTER M8 8FW.
Tel: 061-834-9571. Telex: 665446 SHARMA G.
Fax: 061-835-3679**

STRICTLY TRADE ONLY

work a Spanish station. He shouted louder and louder, till I was worried that he might either explode or have a fit of the vapours. Still he managed it in the end, but I should think he had to go and lie down in a darkened room for a while to recover!


Display

The Satcom has a very striking display with two eight-segment green l.e.d.s to show the number of the channel in use, and five separate l.e.d.s to provide a bargraph type Signal/power meter. Another three l.e.d.s mounted vertically to the right of the channel display, show the state of the transceiver, red for TX and green for RX. The third l.e.d. comes on when the rig is set on the priority channel. The whole display window is covered in a smart, smoked effect panel, which I might add, helps to lessen the glare from the display when the rig is used in the car at night.

In Use

I quite enjoyed using the rig, as it gave me a chance to make some new friends outside amateur radio and look up some old ones from the last time I was on the band. However, if I was going to become a permanent resident on 27MHz, I don't think I would rush out and buy this particular transceiver. The rig, for all its gadgets and goodies didn't come up to my expectation, particularly on receive. In particular I found the preset squelch very insensitive and the volume control a little abrupt in its action.

Although most of my comments about the receiver's performance were based on gut reaction rather than measurement, I got the distinct impression that the rig needed an r.f. gain control as it seemed overwhelmed at times by high band noise and strong signals. On-air reports of the quality of modulation were good, even with the microphone compressor running. The received audio from European stations using what sounded like CEPT spec. equipment, weren't too bad



either, although crushing s.s.b. splatter and a.m. heterodyning at times completely obliterated the narrow band f.m. used by the CEPT breakers. The means of setting a channel I also found frustrating rather than useful, but then I've always liked rotary tuning dials. Perhaps it's a hang-up from using old valved comms. receivers!

Summary

I couldn't help myself comparing the Satcom rig with the Team and although the Team looks rather utilitarian up against the Satcom, it does work remarkably well. Having said such harsh things about the Satcom, I feel that this rig will appeal to lots of breakers mainly because of its good looks and on reflection I think it will also take a lot more physical punishment than the Team. The Satcom SCAN40-F has a quality feel and look about it and wouldn't be out of place in any new vehicle, particularly those with the more futuristic looking dashboard.

In the end, 'you pay your money and take your choice!' My thanks go to Nevada for the loan of the reviewed unit. For further details, current price and availability, phone (0705) 662145.

SCAN40-F Manufacturers Specification

General

Channels	40 channels p.l.l. synthesised
Channel Control	Via UP/DOWN switch
Frequency Coverage	26.965MHz to 27.405MHz
Power Supply	12 volts d.c. (positive or negative earth)
Operating Temperature	-10 to 55°C
Microphone	500Ω dynamic type with p.t.t. switch
Internal Speaker	8Ω 77mm dia.
Connectors	EXT. SP. Jack 3.5mm (8Ω). Antenna SO239 chassis mounted. DC power socket 2 pin type.

Transmitter

RF Output Power	4W maximum into 50Ω. 13.2V d.c. for 3.4W to 4W
Frequency Tolerance	0.002% nominal
Type of Modulation	F3
TX Audio Response	400Hz to 2.5kHz
Harmonic Radiation	4 x 10-9W (-90dB ref 4W)
Spurious Radiation	2.5 x 10-7W (-72dB ref 4W)
Current drain	1.8A Max. at 13.2V d.c.

Receiver

Sensitivity	Less than 1μV, 20dB (S+N)/N
Selectivity	Adjacent Channel Better than 60dB
Spurious Rejection	Better than 60dB
Rejection	Inter Modulation Better than 60dB
IF Frequencies	10.695MHz (1st), 455kHz (2nd)
Audio Output Power	2W at 10% distortion
Squelch Range	0.5 to 500μV

Advertisements

CB RADIO + MODEL HOBBIES



Mail order

Parndon Mill, Parndon Mill Lane,
(off Elizabeth Way), Harlow, Essex.



Mail order

Call Mr. George Kelk
(0279) 418817

Mon - Sat 9.30-6pm. Sun 10-12am

BREAKER'S WORLD

2 High Street, Bordon, Hampshire

We are the experts in communication. Full range of CB and accessories in stock. Fully equipped workshop for repairs.

Open 7 days a week. Mon-Sat 10am-6pm


Sun 10am - 1pm.

Tel:(04203) 4684



CB

IN THE HIGHLANDS & ISLANDS



Radio communication plays an important part in the life of many communities, especially those which are remote. Rob Mannion G3XFD looks at the uses that the now well-established CB radio plays in the north-west of Scotland.

CB radio was not new to my family and I when we went to live alongside the beautiful and remote Little Loch Broom in Ross-Shire. Situated as we were, some 120km north-west of Inverness, we had many hours of empty roads to traverse for the regular shopping trips that are required for young families.

While we were living in the Hampshire countryside we had used CB to link our house and car and it had proved very useful - when we had been able to find a clear channel that is. In our Hampshire village, dominated by a very large farming company, the biggest users of CB were undoubtedly the tractor drivers. Every farm vehicle seemed to be equipped with a 40-channel transceiver so that the driver could keep in touch with home. Even the potato picking machine had a rig fitted.

Once we had settled into our new way of life in the Highlands I quickly found out that, for my own use, CB radio was not just going to be a way of keeping in touch with the family but also a very essential safety aid. Fitting a 40-channel rig into the car for anyone who was on the road a great deal was a forgone

conclusion, but many people who had to leave their vehicles also carried walkie-talkies.

Ever since the CB service was introduced legally into the UK, pressure has been placed on hill-walkers and climbers to carry CB walkie-talkies. Many people do carry the equipment and from experience I can report that they have more than proved their worth.

For people like myself who were likely to be literally anywhere in the Highlands and Islands, mobile amateur radio equipment and CB gear were useful although at times propagation could play some odd tricks during an otherwise run-of-the-mill conversation. I can remember one occasion when a friend and I were busy trying to locate a fault on a very long cable TV system when someone from Cornwall joined in the conversation.

A very effective way of working with walkie-talkies is to operate them in conjunction with a vehicle mounted transceiver. The more efficiently matched vehicle antenna and (usually) higher output transmitter fitted in the car can greatly extend the range of the hand-held portable.

Hill-Billy Eyeball

It was while using CB equipment in this fashion to help in the location of a fault on a 2km u.h.f. and v.h.f. TV and radio cable system, that my friend and I were joined by the other hand-held user who was located in the mining town of Redruth. The relatively short skip conditions on 27MHz were so good that our friend in Cornwall was able to pass on his own advice to where the fault could be!

If, by chance, the Redruth CB operator reads this piece and remembers the incident, he may be interested to know that the problem was located in a stretch of cable that passed above a path frequented by the local wild goat population. These magnificent animals have impressive long shaggy coats and their regal appearance is topped off by an impressive set of horns. A legacy of the Highland crofting clearances, they have returned to the wild and apart from rubbing their horns on low-slung coaxial cable and the occasional nibble at low voltage supply lines, do no harm to anybody.

However, it must be said that there was one gigantic goat that

had to be avoided at one location for he allowed no trespassers on his territory. I'm not particularly fit and have never been an athlete, but when my Labrador and I were attacked by this unfriendly beast one afternoon - we both managed a very creditable gallop up the very steep hillside. The sight of a very large bearded engineer with an even larger rucksack filled with test equipment, being chased by the bearded monster would have been funny I've no doubt if anyone had been able to see the incident.

As it happened, the only witness was my friend who was about 400 metres below me waiting for instructions via the CB in my car. Although Murdo only heard what was happening just before and after the chase - he was able to picture the scenario accurately because in my panic I ran to safety holding the transmit button in at the same time. I dropped the walkie-talkie at one point and the animal stopped to sniff and nibble at the shoulder strap. This gave me time to abandon my rucksack and climb up on a steep sided rock. There was just room enough for my dog Mandy and I to stay clear while the goat sniffed and nibbled

Advertisements

RCC TANDY AUTHORISED DEALER

A large selection of CB equipment, scanners, telephones and satellite equipment. Used CB's bought and sold.
A repair service available.

Contact us on (0923) 775577 Open: Mon - Sat. 9 - 5.30pm.
RCC Communications Centre, 37-39 Station Road,
Rickmansworth, Hertfordshire WD3 1QP



CB CENTRE MOTORISTS SHOP

267 Ashton Parade, Lenthall Avenue,
(Chafford 100) Grays, Essex.
1 mile from Dartford Tunnel.

Tel: Bruce Wood (0375) 383428
Mon - Sat 9 - 6pm Sun 10 - 4pm



around my rucksack before he lost interest and wandered away.

Unfortunately for me, my troubles had not departed with Billy. For he had left his calling card behind and it was certainly unforgettable. In fact, both the hand-held and the rucksack were radiating very strong goat signals and it was only the anxious voice of Murdo emanating from the smelly radio that gave me courage to pick it up and use it. It took a long time for the smell to vanish from the radio and even longer for story to lose its appeal in local bars but I shall never forget my encounter with Badralloch Billy.

Popular Festival

Hand-helds were often a useful aid when small boats were being used and remote communities such as Scoraig, on the other side of Little Loch Broom found many uses for CB radio. Scoraig has featured in various TV programmes and has attracted some unusual and talented people. There's no mains electricity and there are only two practical ways of getting over there from the 'mainland'. Although this remote stretch of land is not physically an island, to all intents and travel purposes it is.

Visitors have the choice of a two kilometre boat trip across the seaward end of the Loch or face an eight kilometre walk from the end of the road at Badralloch. In either case walkie-talkies provide a very helpful link for possible emergency use and for pop festivals! It may seem a little odd that people who choose to live in such a remote area want to have pop festivals, but they did and CB radio played an important part in the organisation.

Transporting the many hundreds of visitors down to the ferry pier at Badluarach via the narrow road and steep hill, took much effort and close co-operation. The main car park (just off the main A832) was also the point where the 'Westerbus' dropped people off as they arrived from Inverness. With the aid of several sets of hand-held transceivers and a fleet of mini-buses, the hordes of visitors were driven to the pier to complete their journey by boat. Once over the other side they still had two kilometres or so to walk but they



all seemed to think it was worth it. It was no small tribute to the equipment in use that by the end of the event (spread over several days) none of the transceivers had failed.

A trip to the main hospital in Inverness, or a shopping visit to the 'Highland Capital' would easily take up a day. Travelling back late at night or even in the late afternoon had its own hazards as we often found out. One dark evening when my family and I were half way home from Dingwall - the county town of Ross-Shire which was 86km and a good hour's journey away, we struck a 'cat's eye' that had been dislodged by one of the huge fish lorries that ply between Ullapool and virtually all over Europe. A quick call on the CB soon had someone along to help us change the wheel. The most useful help they could offer was the light from their headlamps and we were soon on our way home again.

K9 Control

Sheep abound in the Highlands and you learn to live with the hazard of sheep 'exhaust' and road manners. Sheep have diabolical road-sense and the phrase to remember is 'woolly minds wander' in every sense of the word. Where sheep are involved, in an odd way, life has come full circle because the very crofters who were evicted in the last century so that sheep could be grazed where their cattle and goats browsed now keep sheep in a big way.

Many sheep farmers use the specially designed rough-terrain three-wheeled motor bikes to round up their flocks and some enterprising individuals have latched on to a modern approach to rounding up the huge flocks of sheep by equipping their dogs with walkie-talkies! Normally the Collies can work to many hundreds of yards away from the shepherd, but high wind noise can drown the loudest whistle. To get over this problem and allow the dogs to work at greater ranges a small hand-held rig is strapped to the animal's back. The shepherd can then work the dogs from a vantage point and direct them with simple commands. As can be imagined, this approach can be a great help in mountainous countryside.

Working with two dogs is not a problem either, as two-channel transceivers will enable both animals to receive their instructions. At this point I must state categorically that despite my widespread travels in the Highlands and Islands and extensive enquiries - I cannot confirm the rumour that one clever crofter has managed to train his dog to reply and query instructions via the CB, although many are trying!

Comradely CB

There were many foreign CB users in the Highlands, and although I've no doubt that they were breaking British law, they certainly did no harm. For example, it was not uncommon to see two or three French or

German motor-caravans in convoy, keeping in touch via their own CB gear while they enjoyed their Highland holidays. But the prizewinners for the most enterprising use of CB radio must surely go to the many hundreds of Eastern European visitors to the picturesque fishing and ferry port of Ullapool.

Ullapool, which is situated half way down Loch Broom, plays host to very many 'Klondyking' fish processing ships every year. The biggest customers for the locally caught fish are the Russians, East Germans and Bulgarian ships. For a large part of the year the waters of the loch are jammed with closely anchored ships and the air immediately around the factory ships is permeated with the smell of cooking fish and tomato sauce. The small town is often completely overwhelmed with visitors from the ships who are often ferried in fleets of lifeboats from the anchored fleet. Relations with local people are on the whole very good and the visitors are always especially kind to any children they see...perhaps reminding them of their own families who are so far away.

Fleets of coaches take the 'Klondykers' to Inverness where they seem to buy up virtually any consumer electronic item they can afford. Particularly popular are radio-cassette recorders and colour TV sets. The latter seem to be in most demand by the crew members from the Russian ships - despite the fact that they are fully aware that the equipment they are buying is for the PAL standard rather than the SECAM system adopted by Russia.

Back in Ullapool the CB walkie-talkies are put to good use and those ashore can keep in contact with friends on board. Demand for fresh food - especially vegetables - can be so high that telescopic whips seem to sprout from everywhere when yet another delivery van arrives from Inverness at the local shops. At times in the Highlands and Islands - PP3 and HP7 batteries can seem to be as difficult to find as Haggis. Oh yes - the visitors buy them in great quantity too. So, heed my advice when you go to the Highlands and Islands, take your CB rig with you and before you go...learn some Gaelic, you could find out where the best bargains are. Math Turas! (Good Journey)

Advertisements



CB SALES & SERVICE

COMPREHENSIVE RANGE COMPETITIVE PRICES.
OPEN : MON - FRI 9am - 5pm

Telephone & Mail Order Welcome
Tel: (0453) 826710

Send £1.50 for latest illustrated catalogues.

Unit 38, Upper Mills,
Stonehouse, GLOS.

Junction 13 - M5 First right past the Ship Inn.



1 St James' Road, Gravesend, Kent DA11 0HF. TEL: GRAVESEND 567171

FOR ALL YOUR COMMUNICATION REQUIREMENTS
CB, RADIOS, AMATEUR RADIO ACCESSORIES

Installation & repairs

★ METAL DETECTORS ★ MAIL ORDER SERVICE ★
"communicate with confidence"



COMMUNICATIONS

45
YEARS OF
ELECTRONICS
EXPERIENCE

MOBILE CB TRANCEIVERS

- Uniden • Moonraker • DNT
- Team • Jesan • Zodiac
- Sonic • Maxon • **ALL THE LATEST MODELS IN STOCK**

SCANNERS

- Cobra • Uniden • Bear Cat
- Hand Held and Table Top versions, Covering Multibands from 29 MHz to 912 MHz
- Amateur/Mobile/Air/Marine/VHF/UHF Bands

HAND HELD TRANCEIVERS

- 3 Channel and 40 Channel models • Team • DNT • Midland

TESTING

- Frequency Counters • Digital and Analogue Multimeters • Also instruments for workshops, production and mobile repairs

TUNING

- SWR and power meters • Zegati, Altai, Bremi, Team • Also matchers and filters

MICS

- Base and Hand mics • Sadelta, Opek, Altai, Moonraker • Echo and power mics, Vox, etc

ANTENNA

- Base • CTE • Hembro • Sirio • Moonraker
- 1/2 wave, 7/8 wave, 3/4 wave • 3 Element Beams
- Mobile • Moonraker • CTE • Hembro
- Modulator • Valor • Firestick • DV27's, Mod II etc

ACCESSORIES

- Extension PA speakers • Low Pass Filters
- High Pass Filters • Linear Amplifiers
- Preamps • Dummy Loads • Extension Leads
- Power Leads • Mic Leads • All types of Mobile Antenna Mounts • Slide Mounts • RG Cables • Matchers • Switches • Plugs
- Sockets • Adaptors

POWER UNITS 13.8 V DC

- Altai • Moonraker • CTE
- 3/5 Amp, 5/7 Amp, 10/12 Amp, 20 Amp

**ALL THIS AND
MUCH MUCH MORE!**

ORDER BY POST OR PHONE OR CALL IN AND

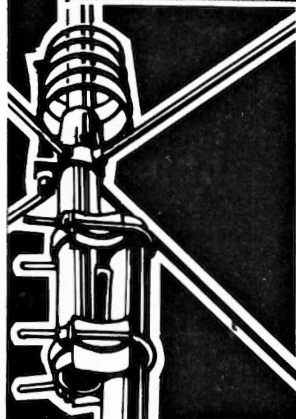


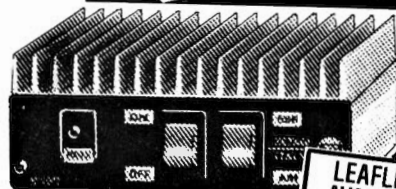


HENRY'S

SEE FOR
YOURSELF

CB, COMMUNICATION AND TEST INSTRUMENTS


404 Edgware Road, London, W2 1ED Tel: 01-724 0323/01-258 1831
Fax: 01-724 0322 **OPEN 6 DAYS A WEEK**

**LEAFLETS
AVAILABLE**
SEND LARGE
STAMPED
ADDRESSED
ENVELOPE
(30p UK)



CB 934

Q.S.L. FROM NOTTINGHAM



NOVEMBER 820
CHARLIE

934 MHz
UHF

P.O. BOX 48 NOTTINGHAM

No doubt there are a few 934MHz clubs throughout the UK, but the 934MHz Club UK have come to our notice over the past few years as they send regular reports in to the Propagation column in Backscatter each month.

They are a very active group publishing a quarterly newsletter, organising awards and contests and running a QSL bureau between members. Another service they supply to members is that of 'club items'. These are log books, QSL cards and two different types of badges.

The Club aims to "encourage and further the use of 934MHz throughout the country and to represent the users of the frequency in connection with representations to the various government bodies concerned with radio communication". From their newsletter, it is obvious they meet with the Department of Trade and Industry to discuss matters affecting 934MHz users.

Awards & Contests

The 934MHz Club UK run four awards, all of which require QSL confirmation of contacts.

Five Counties: For this award members need two confirmed contacts from two different stations in each of five counties.

Ten Counties: Two confirmed contacts from two different stations in each of ten counties.

Twenty-five Counties: One confirmed contact from twenty-five different counties.

Worked All Counties: One confirmed contact with one station in all counties.

The 934MHz Club UK organises two contests each year

for club members. The National Field Day is held on the third Sunday in May from 1200 to 2000. The Annual Contest is held on the second Sunday in October from 1000 to 1800. Logs must reach the contest manager not later than 30 days after the contest has taken place.

National Field Day: All Contestants must operate as mobile or portable stations. There are two classes in the contest, restricted and unrestricted. Unrestricted means that the station is unrestricted as to the antenna system and antenna height used. Restricted means the station may only use a single omni-directional antenna. If used from a vehicle, vessel or caravan the antenna should be mounted directly onto the vehicle, vessel or caravan without additional

masting. If operating from a tent or using a hand-held, the mast should not exceed a height of 2m above the ground.

Prizes for the longest distance contact, the most points and the most contacts are awarded in each of the two categories, so there is plenty of opportunity for prize gathering. If stations are not entering the contest but wish to participate, then those stations may use their home base.

The scoring and logging systems is very simple and easy to use. One point per contact, plus one point for each 20 miles range of the contact. For example a 60 mile contact equates to 4 points. The log must show the name, call signs and UK number of the contestant, plus their precise location during the contest. The log sheet must also state whether

the operator was operating in the restricted or unrestricted class. Contacts in the log should be numbered consecutively and show the other stations call sign, location, range and, if applicable, the UK number and contact number.

Annual Contest: The UK and its surrounds have been divided up into regions and counties. Regions are denoted by a letter and counties by a number. The region and county codes quoted together are called a location code. The contest manager can supply a complete list of these codes to participants. In additions, each contact exceeding 49 miles needs a distance code: A = 50 - 99 miles, B = 100 - 149 miles and C = 150 or more miles.

Obviously if you are interested in joining the 934MHz Club UK, then you can ask for details of such things as the awards scheme and the contest rules to get the full details.

Contacts

For those that think 934MHz means only very short distance contacts, you could not be more wrong. There are plenty of short distance contacts, ideal for local chats, but from a couple of borrowed logbooks another story emerges. Contacts of 100 miles (New Forest to Guernsey) are possible, or 60 miles between the Isle of Wight to Beachy Head, or 70 miles from the North Yorkshire Moors to Huddersfield. Even good mobile contacts are not unknown, travelling along the M62 one station worked stations in Stoke some 40 miles away. Of course, in the contests even better distances are worked when people go out to local hill tops, the longest contact in the last National Field Day was 164 miles. There's more to 934MHz than meets the eye!

More Details

If you would like more details on the 934MHz Club UK, then you should send an s.a.e. to; The Hon. Sec. 934 MHz Club UK, PO Box 424, Althorne, Nr. Chelmsford, Essex.

934 MHz Club

Ten Counties Award
This is to Certify that
JOHN LEVSELEY
Has Made Confirmed Contacts
With Two Stations in Each of
the Following Counties.

1 DORSET	6 GUERNSEY
2 SOMERSET	7 JERSEY
3 LEICESTERSHIRE	8 SOUTH YORKSHIRE
4 EAST SUSSEX	9 NORTH YORKSHIRE
5 HAMPSHIRE	10 NORTH WEST FRANCE

Given this 3rd day of October 1986

For and on behalf of The 934MHz Club UK

Membership No 0627

[Signature] Chairman
[Signature] Secretary

Advertisements

LES EVANS ELECTRICAL CB CENTRE

Unit 7, The Brewery, Wem.
Tel: (0939) 32090 (24 hours)

New and Used CBs

Large stocks of Aerials + Accessories

Prompt Repair Service



HEWARD'S HOME STORES LTD (Established 1963)

822/4 Kingstanding Road, Birmingham B44 9RT.

Tel: 021-354 2083

G4RJM with 38 years in The Radio Trade.

Ham Equipment urgently wanted.

Open: Mon-Sat 9am - 6pm

WE WELCOME ALL CBers

TIGERS CAGE

Tigers Cage is the largest retail outlet in the North of England. We stock the widest range of equipment, supplied by the major manufacturers of CB equipment: including both British and European stock. Come and pay us a visit, or call and ask for Warren.



We accept
Access & Visa

343 CHORLEY NEW ROAD
HORWICH, LANCs. BL6 5PP
TEL: 0204 68218

We stock:

- ★ Over 60 Different CB Rigs
- ★ Over 40 Different Home Base Antennas
- ★ Over 50 Different Mobile Antennas
- ★ Over 10 Different Scanners
- ★ Plus Mics and Accessories

QUARTZ CRYSTALS and FILTERS

Large numbers of standard frequencies in stock for amateur, CB, professional and industrial applications. Stock crystals £6.00 each (inc. VAT and UK post).

Any frequency or type made to order from £6.50

Phone or SAE for lists.

GOLLEDGE ELECTRONICS, Merriott, Somerset TA16 5NS. Tel: (0460) 73718

JONES RADIO

181a Oxford Road
Reading, Berkshire
Tel: 0734 585416

Open: 9am - 5.30pm. Mon. - Sat.

PENKETH ELECTRONICS & CB SUPPLIES

5 Chapel Road, Penketh, Warrington

We are the CB stockist for the Cheshire/Merseyside area.

Sales & Service, Audio & Hi-Fi Accessories.

Secondhand Hi-Fi bought and sold.

Telephone 092 572 3282

Open 9.30-5 (except Wed & Sun)



BEARCAT RECEIVERS from £99
CB Transceivers from £54.50
J Beam Aerials less 10%
MANY OTHER GOODIES!

GUILDFORD COMMUNICATIONS

34 ALDERSHOT ROAD, Guildford. Tel: (0483) 505756

EMPRESS TRADING CO. THE No. 1 C.B. SHOP

Wide range of rigs and twigs. ALL ACCESSORIES AVAILABLE, "Part Exchange Welcome"

Also, 2 way taxi and T.V. aerials, telephones, in car radios and electrical goods.

ANY ENQUIRIES WELCOME.

Tel: (0274) 499340

564 Thornton Road, Bradford BD8 9NF

The Mad Baron

The CB Specialist

Rigs - Twigs and other Bits supplied and repaired
Tel: (0932) 336010.

108 High Road, Byfleet, Surrey. Open: Mon - Fri 10am-6pm
Sat 10am-4pm. WILL MAIL AT COST.

BRIGHTON COMMUNICATIONS

For all your CB radio needs.

The leading supplier in Sussex, large stocks of CB rigs, mobile, portable and base station.

Full range antennas, P.S.U.'s, linears and pre-amps. We also stock scanners, closed circuit TV and a very large range of telephones and answering machines. All major credit cards accepted.

Call Ben Sellens at our CB Mega store:

20 Clermont Road, Preston Park, Brighton, E. Sussex. Tel: 0273 561047
or Ray Carpenter at Cliffe Shopping Arcade, 34-36 Cliffe High Street, Lewes, BN7 2AN, Sussex. Tel: (0273) 480980

SERVICE MANUALS

Available for most Video Recorders, colour & Mono Televisions, Cameras, Test Equipment, Amateur Radio, Vintage Wireless, Any Audio, Music Systems, etc., etc.

All at £10.00 each. State Make/Model/Type with order.

Over 100,000 stockes, originals & photostats.

FREE catalogue Repair & Data guides with all orders.

MAURITRON TECHNICAL SERVICES (PW),

8 Cherry Tree Road, Chinnor, Oxfordshire OX9 4QY.

Tel: (0844) 51694. Fax: (0844) 52554

VISA



The C.B. Centre



Inrange Limited, 8 Marine Court, St. Leonards on Sea.

Tel: Hastings (0424) 443185/442025

Open: Monday to Saturday 9.30-5.30

Retail & Wholesale



154 London Road, Hackbridge, Surrey
01-647 4758

SUPERSLAB CB CENTRE

John A. Dobbins Ltd. Bradford Road, A650,
East Ardsley, Nr. Wakefield. Tel: (0532) 524586
LARGEST STOCKIST OF CB EQUIPMENT

IN THE NORTH

(Trade and Retail)

Full Repairs Service

Mail Order

VISA

VISA

B & C ELECTRONICS

51 Sir Hiltons Road, West Heath, Birmingham B31 3NH

Tel: 021 475 2426

New and used CB, Ham + PMR Equipment. Secondhand equipment always wanted. Mail order list 50p refundable in first order. A free coffee while you browse, if you mention Practical Wireless Magazine.

SALES (DEVON)



STIDSON

SOUTH BRENT

DEVON TQ10 9JT



Communications Specialists

- CB RADIOS. All types. Most brands in stock.
- CATCALL Radios. The cheapest private 2-way radio paging system.
- ACCESSORIES. Aerials, mounts etc. In fact everything you will ever need.
- WORKSHOP - FITTING. Including mobile fitting service.
- PART EXCHANGE. Try us.
- SCANNERS. Large range in stock.



SCANNERS ENABLE YOU TO LISTEN TO MILITARY-CIVIL-AIRCRAFT, PUBLIC SERVICES, PRIVATE MOBILE RADIO, AMATEUR RADIO HAMS, CB USERS AND MUCH MUCH MORE.

TEL: (0364) 73891 FAX: (0364) 72907
MOBILE: (0836) 369589

THUNDERPOLE

Open Sundays & Evenings

NEVADA

AGRIMOTORS

Merton CB & Radio Centre

Merton Garage & Post Office, Merton, Nr. Okehampton EX20 3DZ.

Open 6 days 9.30 - 5.30pm. Early closing 1pm on Thursday.

Specialists in 934MHz. Suppliers of all 27MHz and 934MHz equipment.

TEL: (08053) 200

Short Wave Magazine

April '90 issue now out
For the enthusiastic scanning,
airband, DXTV and broadcast
listener

FREE PULL - OUT

DX-TV DATAFILE No. 1
Test Cards in Full Colour

WIN over £1500 worth of
PRIZES in our BIG,
TWO-PART, WORDSEARCH
COMPETITION.

JUPITER RANGE

MYT5000	25-1300MHz handy	299.00
JUP1	Case & belt hook	9.95
JUP2	DC cigar lead	4.95
JUP3	Set of 4 nicads	6.00
JUP4	Mains adapter	14.50
DA900	Flexible antenna	9.00
MYT6000	Base/Mobile Rx	379.00

ALINCO

ALD24E	2m/70cm mobile	399.00
DR110E	2m fm 45W mobile	299.00
DR410E	70cms fm 35W mobile	375.00
DR510E	2m/70cm mobile	549.00
ALX2E	2m micro handy	169.00
EBP3N	NiCad 450 mAh 7.2V	28.95
EBP2N	NiCad 160 mAh 7.2V	23.00
EDH10	DC to DC ALX2E	16.95
ESCS	Case/belt clip	14.00
DJ100E	2m handy tevr	219.00
DJ100EX	Extended rx	229.00
DJ500E	Dualband hand	375.00
EBP9NAZ	NiCad 7.2V 500mAh	35.95
EBP6NAZ	NiCad 9.6V 450mAh	29.95
ELH230D	2m amp. 1-5W/10-30W	75.00
ELH260D	2m amp. 1-3W/50W	119.00

AZDEN

PCS6000	2m mobile	329.00
---------	-----------	--------

DIAMOND/REVEX

L20	15-50w load PL259	15.95
L20N	15-50w load "N"	22.95
SX100	Vswr 1.6-60 MHz	95.00
SX200	Vswr 1.8-200 MHz	65.00
SX400	Vswr 140-525 MHz	79.00
SX600	Vswr 1.8-525 MHz	119.00
SX1000	Vswr 1.8-1300 MHz	159.00
P300	30 Amp psu	149.00
W510	Vswr 1.6-30 MHz	79.00
W520	Vswr 1.8-200 MHz	59.95
W540	Vswr 140-525 MHz	63.00
W544	Vswr 140-460 MHz	119.00
W570	Vswr 1.8-1300	119.00
S20	Switch 1kW SO239	26.95
S20N	Switch 1kW "N"	45.00
rodD24N	With "N" & PL259	26.95

DIAMOND ANTENNAS

CP4	10-40m vert	149.00
CP5	10-80m vert	189.00
D130N	Disc. 25-1300 MHz	82.00
X50	2m/70cm base	59.95
X500	2m/70cm base	129.00
CP22J	2m 6.5dB	49.95
EL770H	2m/70cm whip	30.00
NR72M	70cm 5.5dB PL259	24.00
M285	2m 5/8th PL259	14.95
EL2E	2m 7/8th PL259	32.95
RH702B	70cms gain BNC	26.00
DP-GL	Gutter mount	10.00
EC-H	PL259 cable kit	8.00
SPM	Mag. mount	23.95
TRA	Boot mount	26.95
D505	Mobile 1.5-1300 MHz	69.00
D707	Base 1.5-1300 MHz	99.00
MB100A	Low pro. mt. TNC	39.00
MA1100	2m/70cm whip TNC	26.00
MA1000	2m/70cm whip TNC	29.00
MA200	2m whip TNC	26.00

MIZUHO QRP

MX3.5S	80m 2W SSB/CW	189.00
MX7S	40m version	189.00
MX14S	20m version	189.00
PM1	DC/DC 13.8V to 9.6V	19.95
MS1	Speaker microphone	29.00
XTALS	VXO xtals	10.00
BM6	Carry case	9.00
PL3.5S	80m 10W linear	129.00
PL7S	40m 10W linear	129.00
PL14S	20m 10W linear	129.00
PL1000	80-10m linear	189.00
CWS2	Sidetone CW	49.00
PR3S	Mobile mount	27.00
AN-7	40m 4ft whip	29.00
AN-14	20m whip (BNC)	29.00

CREATE ANTENNAS

5130-1	50-1300 MHz 12dB	179.00
5130-2	105-1300 MHz 13dB	99.00
730V-1	40-10M Rigid dipole	149.00

KENWOOD HF

TS950S	HF tevr. + ATU	2499.00
TS950SD	HF tevr. +	3199.00
TS940S	HF all band tevr.	1995.00
AT940	Automatic atu	244.00
SP940	Ext. spkr. + filter	87.50
VS1	Voice synthesizer	32.25
TS440S	HF transceiver	1138.00
AT440	Internal auto atu	144.75
PS50	Heavy duty PSU	222.00
TS140S	HF transceiver	862.00
TS680S	TS140S + 6m module	985.00
PS430	Mains power supply	173.75
SP430	Matching speaker	40.75
AT250	Automatic atu	366.00
AT130	Mobile atu 80-10m	140.50
MB430	Mobile mount	15.80
AT230	9 band ATU etc	208.50
SM220	Station scope	343.50
TL922	9 band 2kW linear	1495.00
LF30A	HF Low pass filter	32.25

KENWOOD VHF/UHF

TS711E	2m Base SSB/CW/FM	898.00
TS811E	70cm Base station	998.00
SP430	Matching speaker	40.75
TS790	2m & 70cms	1495.00
PS31	Matching psu	186.00
SP31	External speaker	63.00
TR751E	2m multimode mobile	599.00
TR851E	70cm multi-mode	599.00
VS1	Voice module	32.25
TM231E	2m FM 50w	289.00
TM431E	70cms FM mobile 35w	318.00
TM531E	23cms FM mobile	385.00
SP40	Mobile Speaker	21.00
SP50	Mobile Speaker	20.40
TM731E	2m/70cms mobile 50W	665.00
TM701E	2m/70cms FM 25W	469.00
TH75E	2m/70cms FM handy	398.00
TH25E	2m FM handheld	238.00
TH45E	70cms FM handheld	269.50
BC2	Charger	11.85
BT2	Dry case	11.86
SC8	Soft case	11.86
SC11	PB21H case	10.45
AD1	Screwed phono/BNC	3.95
TH205E	2m handheld	199.00
TH215E	2m handheld	228.00
TH405E	70cm handheld	245.00
TH415E	70cm handheld	268.00
SMC31	Speaker/mic	29.70
SMC32	Miniature speaker	23.95
BT5	Dry battery case	11.85
BC7	Rapid nicad charger	97.40
BC8	Compact nicad charger	38.80
SMC25	Spkr/mic	23.00

ALINCO ALX2E

SUPER DEAL!

2M Handy

£149!

- 140-150MHz
- 3 Watts/500mW
- Memory channel
- Battery save
- Charger
- Ni-cad
- Aerial
- Strap



R5000	Deluxe HF receiver	875.00
VC20	Conv. 108-174MHz	167.00
R2000	HF receiver	595.00
VC10	Conv. 118-174MHz	161.95
RZ1	Rx 500 kHz-905 MHz	465.00

YAESU HF

F1747GX	HF Transceiver	659.00
	FM board	40.00
F1757GX2	HF Transceiver	969.00
FP700	20 Amp power supply	219.00
FC757AT	Automatic atu	349.00
FP757HD	Heavy duty psu	259.00
MMB20	Mobile mount	25.00
FC700	Manual antenna tuner	149.00
FT767GX	HF transceiver	1599.00
SP767	External speaker	69.95

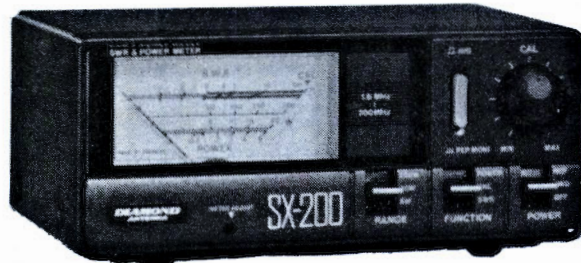
YAESU VHF

FT4700RH	2m/70cm mobile 50W	675.00
FT470R	2m/70cm body	389.00
FT23R	2m body	209.00
FT73R	70cm body	229.00
FBA10	Cell case AA	11.50
FNB9	200mAh pack	34.50
FNB10	600mAh pack	34.50
NC27C	Mains charger FNB9	17.70
NC28C	Mains charger FNB10	17.70
NC29	Desktop charger	69.00
MMB32A	Mobile bracket	16.00
FNB3A	425mAh nicad FT727R	41.00
FNB4A	600mAh nicad FT727R	46.00
CSC17	Soft case	10.00
CSC18	Soft case	11.50
MMB21	Mobile mount FT727R	10.00
PA3	12V charger	21.85
NC9C	Mains charger	11.50
NC18C	Mains charger	17.50
YHA27	Dual Band helical	8.75
FT290R2	2m all mode portable	429.00
FT690R2	6m all mode portable	399.00
FT790R2	70cm mode portable	499.00
FBAS	Additional cell case	27.00
MH10F8	Speaker/mic	25.00
NC26C	Mains charger FBA-8	11.50
MMB31	Mobile mount	17.50
CSC19	Soft case	9.00
FT411	FT23 body	225.00
FT73R	FT73 body	239.00
MMB34	Mobile mount	9.00
FT736R	Multimode 2m/70cm	1359.00
FT212RH	2m Tevr. FM 45W	349.00
FT172RH	70cms Tevr. FM 35W	375.00
MMB11	Mount FT290 MK1	29.95

The VSWR "Work Horse"

Probably in use in more stations than any other meter.

We don't normally advertise it as it sells by word of mouth. But just in case word hasn't yet reached you read the spec below and see why it is the "Best Seller".



DIAMOND SX200

- 1.8 - 200 MHz
- Power Range 5/20/200 W.
- +/- 5% Accuracy
- Sensitivity 1 Watt
- Large Meter
- RMS/P.E.P. Power
- SO239 Sockets
- Illuminated

£65 POST FREE THIS MONTH

MAIL ORDER OR RETAIL
FAST, FRIENDLY EFFICIENT



QRP HF

£189

SSB/CW



**Mizuho
Pocket-size!**

Beautifully made and assembled by hand! Tiny size and real gems! Tuning by VXO gives 25k-Hz swing on 80 & 40 metre models and 50kHz on 20 metre model. SSB & CW with built-in mic & CW Key!

- 2 Watts Out
- AA Battery Powered
- Ultra Stable
- 50 Ohm out
- The holiday Rig!

**AA Ni-Cads 600mAh
65p each. Post £1 any qty
4 way charger £7.95**

YAESU RECEIVERS

FRG8800	HF receiver	649.00
FRV8800	Conv. 118-175MHz	100.00
FRV/WFM	Module WBFM	20.00
FRA7700	Active antenna	49.00
FRT7700	Antenna tuner	59.00
FRG9600M	60-950 MHz scanner	499.00
PA4C	PSU for FRG9600	25.00
FC965DX	Conv. 0.15-30 MHz	89.00

YAESU ACCESSORIES

Most mics and filters from stock.
Please phone or write.

ICOM HF

IC781	HF Tevr. + ATU, CRT	4500.00
IC765	HF transceiver	2499.00
IC751A	HF transceiver	1500.00
IC726	Compact HF tevr.	989.00
IC735	HF transceiver	979.00
IC725	HF transceiver	759.00

ICOM RECEIVERS

ICR71E	100 KHz-30 MHz Rx	855.00
R7000	Rx. 25 MHz-2 GHz	989.00

ICOM VHF

IC575H	50 MHz base 100W	1199.00
IC2GE	2m FM handheld	265.00
IC2SE	2m handportable	275.00
IC25ET	2M handy	
IC2E	2m FM handy 1.5w/BP3	235.00
IC02E	+ keypad 3w/BP3	249.00
IC228E	2m FM mobile 25w	365.00
IC228H	2m FM mobile 45w	385.00
IC290D	2m multimode mobile	559.00
IC275E	2m multimode base AC	1069.00
IC4SE	70cms FM handy	310.00
IC4SET	70cms FM handy DTMP	310.00
IC4GE	70cms FM handy	299.00
IC448E	70cms FM mobile 25W	429.00
IC490E	70cms all mode mobile	625.00
IC32E	FM 2m/70cms 3/5W	399.00
IC24ET	FM 2m/70cms	385.00
IC3210	FM 2m/70cms 25W	499.00
IC2500E	FM 2m/70cms	635.00

WATERS & STANTON

RETAIL ONLY:- 12 North Street, Hornchurch,
Essex RM11 1QX Tel: (04024) 44765

ALINCO PRICES DOWN!

NOW EVEN BETTER VALUE

2m or 70cms!

Singlebander

Models

DR110E 2m

DR410E 70cms



£269!*

- 455/5 Watts (70cms 35/5)
- 6 Frequency Steps
- 4 Scanning Modes
- Reverse Repeater
- Priority Channel
- Rotary Knob tune
- Up/Down mic.
- Mounting Hardware
- DC Cable
- 12 Month Warranty
- 170MHz Rx Option
- Minute Dimensions

* DR410 70cms Price: £299

2m & 70cms!

Dual-Bander

Part Exchange

Welcome

Extended Rx

Option



£399!

DR510E

- 45/35 Watts 2m - 7cms
- Full Duplex
- Single Ant. Socket
- 14 Memories
- 4 Scanning Modes
- 6 Channel Steps
- Reverse Repeater
- Priority Channel
- Rotary Tune Knob
- Up/Down Mic

A Portable For All Pockets!

DJ - 100E

3 Watts

Extended Rx Option

140 - 170MHz

Small Size:

6.5 x 2.25 x 1.25"



£169!

- 144 - 146MHz Tx
- LCD Display
- 12.5kHz steps
- 10 Memories
- Call Channel
- 600kHz offset
- 1750Hz tone
- Illuminated display
- AC Charger
- 500mAh Ni-Cad
- DC-DC Converter
- Battery Saver
- Frequency Lock
- CPU Reset
- S-meter
- Power indicator
- Spkr/mic socket
- 100kHz/1MHz QSY

DUAL - BAND HANDY!

2m & 70cms Full Duplex

DJ-500E

Receive Option:

140 - 170MHz

430 - 460MHz

870 - 900MHz



£319!

- 2.5 W (6 W Max)
- 20 Memories
- Very Compact
- Battery Saver
- 700mAh Nicad
- Includes Charger
- Dual Priority
- 5 Channel Steps
- Reverse Repeater
- DC/DC Converter
- Illumination
- S-meter
- Memory Lock
- Up/down buttons
- Highly Sensitive
- Belt Clip
- 12 Month Warranty

RETAIL & MAIL ORDER:- 18-20 Main Road, Hockley,
Essex SS5 4QS Tel: (0702) 206835, 204965
Visa and Access by telephone. 24hr Answerphone.

**WATERS
& STANTON**

Power Supply for Battery Radio

Stefan Niewiadomski needed a high voltage p.s.u. to power a valve receiver he was renovating. Unable to find a suitable transformer, he wound his own. Here he tells you how he did it.

Having recently renovated a Curry's Westminster TAD6, which is a 1940s battery operated valve radio (or is it a wireless?), the requirement was to replace the h.t. and l.t. battery (90V and 1.5V) with a mains power supply. The valves used are one each of DK91, DF91, DA91 and DL92. The initial D signifying that the valves are 1.4V heater filaments. When operated from a battery the nominal 1.5V would drop to around 1.4V, operating the valves at the correct voltage. The current consumption of this particular radio is some 10mA from the 90V h.t. at full volume, and a constant 275mA from the heater supply

It was soon realised that a suitable mains transformer would be difficult, if not impossible, to obtain (most surplus ones having a rather higher secondary voltage than desired). Using one of those would have meant dropping the excess voltage somehow, and the resulting heat would have had to be dissipated.

The solution arrived at was to wind a mains transformer specific to this application, a task which these days constructors seem to avoid if at all possible. In fact the use of a transformer kit, where the primary mains winding is already wound, greatly simplifies the work to be done. What could have been a rather daunting task now becomes straight forward.

As well as describing the design and construction of the power supply for the Westminster, this article gives more general information on transformer design using a kit, and details of how other output voltages can be obtained.

The Circuit

Shown in Fig. 1 is the circuit diagram of the power supply. Transformer T1 has two secondary windings, one for the l.t. and one supplying the h.t. The voltage values were arrived at by the following method. Neglecting rectifier losses, a rectifier and smoothing capacitor would give an output voltage of 1.414 times the r.m.s. value of the input voltage, so the input voltage is the desired output voltage divide by 1.414.

From this the required voltage is $90 + 1.414V$, which is $63.64V$ to which we may add the odd one volt to account for rectifier losses, then round it up to $65V$ for good measure. It was decided to use a bridge rectifier configuration for two reasons: the regulation and smoothing are better, and no centre tap is required on the winding.

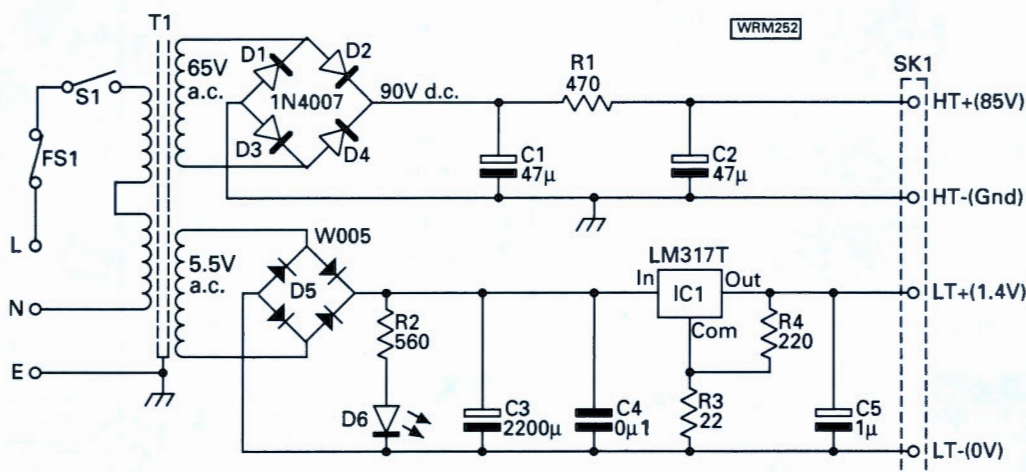
Heater Supply

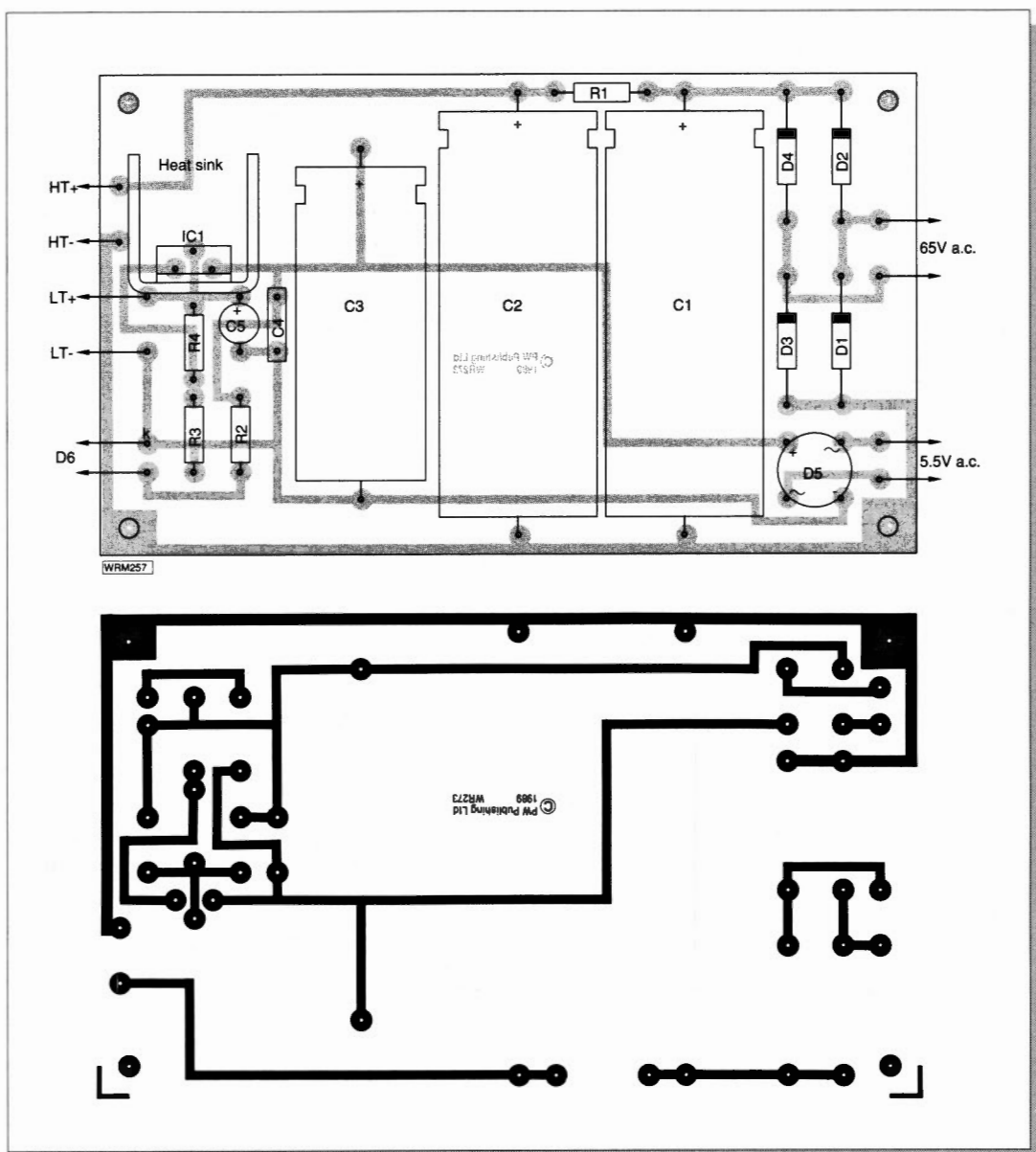
Calculating the voltage for the the heater supply is a little more complicated. To operate correctly the integrated circuit IC1 needs an input voltage at least 3V higher than the regulated output voltage. For an output of say 1.4V say we set its of load input voltage to about 5V so that as the load increases the input voltage is maintained across the regulator input. Because the l.t. voltage supply is fairly low, rectifier losses will be significant, so a couple of volts are added to compensate. The l.t. winding thus has to be $(5 + 1.414) + 2V$, or some 5.5V r.m.s.

The high voltage secondary feeds diodes D1-4 connected in bridge formation, these four 1200V p.i.v. diodes are cheaper than one suitable high voltage bridge rectifier. The rectified output is smoothed by capacitor C1 before being passed to the filter circuit R1 C1, supplying further smoothing by way of a.c. potential divider action. This method does result in some voltage drop as current is drawn from the rail. At 10mA load the nominal 90V is reduced to around 85V across C2. This drop in voltage is perfectly acceptable to the radio being powered, it being more important to reduce the hum and ripple on the h.t. rail.

The low voltage output from T1 is rectified in the bridge rectifier D5 before filtering in capacitor C3. This filtered supply is fed to regulator IC1, which is an LM317T adjustable positive voltage regulator. The output voltage of IC1 is governed by the values of R3 and R4, which have been chosen to give an output of 1.4V. The LM317 range of regulators are eminently suitable for this application, being capable of producing

Fig. 1: The overall circuit diagram of the valve radio h.t. and l.t. power supply





a regulated output as low as 1.2V at a current up to 1.2A. Capacitors C4 and 5 decouple the regulator to ensure r.f. stability.

The light emitting diode D6 gives a visual indication of power on, but may be omitted if not required. If this is the case then its associated current limiting resistor R2 may also be left out. This l.e.d. may be mounted on the front panel if the unit is being used as a cased stand-alone unit, or left on the board if being fitted inside the radio to be powered.

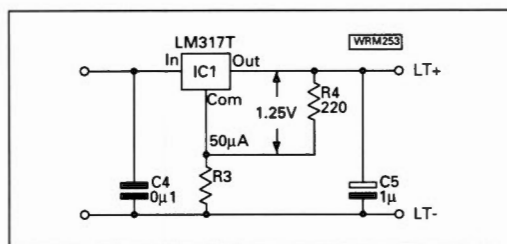
In common with many other battery sets the Westminster requires a floating l.t. supply as it generates a grid bias via an internal resistor between the h.t.- and the l.t.- supplies. The h.t.- output has therefore been connected to mains earth, and the other three terminals have been allowed to float with respect to this connection.

Transformer Design and Construction

When designing a transformer the first thing to do is to determine the total power or VA rating required so that the correct core/primary winding assembly made be selected. To do this total up all the products of the supply voltages multiplied by that supply's current. For our project this equates to $65V \times 10mA$,

or 0.65VA, plus $5.5V \times 0.275mA$. This equates to about 2.2VA which is well within the capability of the smallest available transformer kit, which has a 20VA rating. In fact the secondaries will supply considerably more current than needed for this project.

Then to work out the number of turns required for each secondary winding, the number of turns per volt output must be known. The stipulated transformer kit (Maplin YJ61R 20VA) has a quoted figure of 6.04 turns per volt. This translates to 392.6 (393) turns and 33 turns for the 5.5V winding. Theoretically the wire sizes chosen should be as heavy as possible to fully fill the available secondary windings space. This results in the smallest losses for the completed transformer. The problem with this approach is the difficulty in predicting how much room will be taken up by the secondary



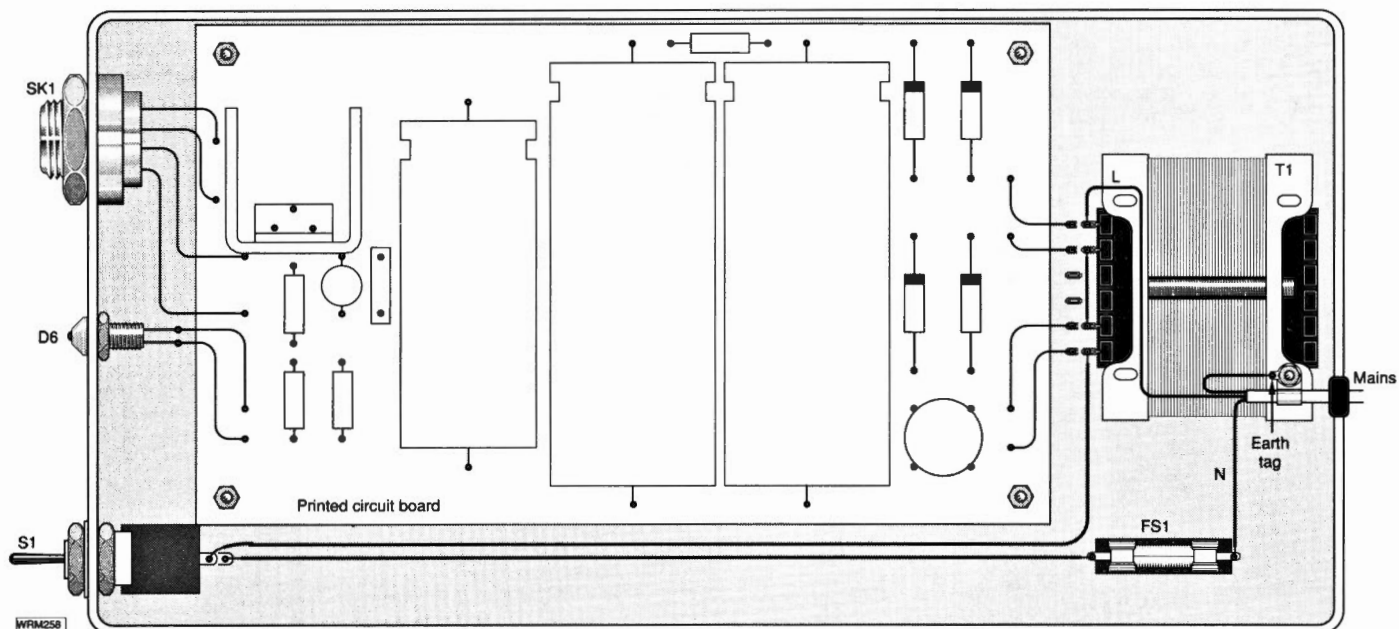


Fig. 4: This is the recommended box layout for the project if not to be fitted inside a valved radio

windings. This is especially true when wound by hand, as each person will wind the turns with a different tension and tidiness. For this project therefore the wire gauges were chosen to be a reasonable compromise for low resistance, easy handling and safety margin in the size of winding. Enamelled wire of 0.22mm (34/35s.w.g.) was chosen for the h.t. winding and 0.56mm (24s.w.g) for the l.t. winding. One 250g reel of each gauge should prove adequate for the project. Don't forget that you must use enameled wire, not bare tinned wire for this application.

As supplied the transformer kit consists of 'E' and 'I' form core laminations, two frame ends and all screws nuts and fibre washers to hold the completed transformer together. The former, on which the primary winding is already wound, is supplied with plastic clip-on covers.

The Windings

Ignoring all but the former at present, the h.t. winding is to be wound first. Solder the free end of the 0.22mm wire to one of the terminal pins away from the row of pins to which the primary winding is already connected. With most enamelled wire there is no need to scrape the insulation away before soldering, the action of heating with a soldering iron causes the enamel to peel back out of the way. The winding can now commence. Try to do this away from inquisitive people, as answering the 'what are you doing?' question frequently leads to losing count, (usually very near the last few turns too). The secondary windings are wound in a channel in parallel to the already wound primary. Do not attempt to modify the primary winding or alter it in any way.

Several layers will be required for the h.t. winding, so neatness is essential. Be careful to avoid kinking the wire as it comes of the reel. Try to be as accurate as possible in counting the turns, but in practice within 10 turns of the 393 calculated will be perfectly adequate. On completion of the last turn cut the wire to length and solder it to the terminal adjacent to the start connection.

Before starting the l.t. winding The h.t. winding must be insulated by covering the whole of the winding with several layers of good quality insulating tape. Using the 0.56mm, and as before, solder the start of the l.t. winding onto a new terminal. Wind the 33 turns as

evenly as possible over the top of the h.t. winding and finish up by soldering the end of the winding to a fourth terminal on the secondary side. There is no need to wind the l.t. windings in the same direction as the h.t. ones, so don't worry if you think you might have got it wrong.

The windings can be impregnated with a varnish if protection against moisture and chemicals is required. Varnishing the completely assembled cores also can reduce the amount of mechanical hum in use. The prototype was not varnished as future modifications would prove difficult to make, and also the shack was not felt to be a hostile environment.

Transformer Assembly

Clip the plastics covers around the former, these give abrasion protection to the windings in use. This is the time to start stacking the 'E' and 'I' laminations into the hole in the centre of the former. Assume that an 'E' is inserted from the left hand side, then a second one is placed on top of it, but inserted from the right hand side, an 'I' is laid flat on top of the original 'E' butting up against the open legs of the second 'E'. The a further 'E' is inserted again from the left and the 'I' is laid on top of the second 'E' to butt up against the open legs of the third 'E'. One continues in this manner inserting the laminations in from opposite sides until there is insufficient room to insert another one. Carefully tap the core until the laminations are all flush and the mounting holes are all lined up. It is worth packing the core as tightly as possible at this stage. as it will help to minimise hum when mains is applied. place the two end-plates onto the core and using the fibre washers tighten up the bolts to complete the job.

Testing the Transformer

I found it was best to test the transformer at this stage. The transformer kit is supplied with two 120V windings which **must** be connected in series for the UK mains voltage of 240V. Identify the primary side and connect the inner two terminals together. Solder the mains connections to the outer terminals and make fast the earth wire from the plug to the body of the transformer. Apply the 240V mains to the transformer and switch on. Should the transformer make a great deal of noise the switch off and disconnect from the

mains before attempting to found out the reason for it.

Assuming all is well measure the output voltages to verify they are within tolerance: 63-67V for the h.t. winding and 5-6V for the l.t. winding.

General Construction

All the components with the exception of the transformer are mounted on p.c.b. as shown in Fig. 2, the track and overlay diagram. The majority of components are polarised, not only the capacitors, but also the various diodes. Take care to place them onto the board with the correct orientation before soldering them in.

The LM317T is the correct variant of this device which is suitable for p.c.b. mounting. The LM317K version has a TO3 case and requires a differing mounting method. The Low power version LM317M in a similar case could also be used, but note that in all cases the body or mounting flat is internally connected to the output pin, and should be insulated from other potentials. Whilst on the prototype C1 and C2 were in one metal can the p.c.b. has been laid out for two separate items. Connections to and from the board are made via 1mm diameter solder terminals. On completion of the soldering, make sure all soldered joints are clean and well made, and that all components are in their respective places.

On the author's prototype the transformer and p.c.b. were both mounted on an 'L' shaped aluminium plate, with the socket SK1 on the vertical panel. This allowed the original plug from the radio to be plugged into the new power supply. The more recommended layout is shown in Fig. 3 in which the whole unit is mounted in a preferably metal box.

Power Supply Testing

It is advisable to test the p.s.u. before connecting it to the radio, if only to ensure that the voltages are correct. After carefully checking that the p.c.b. and associated wiring are correct check using a suitable voltmeter the two outputs. The l.t. output should be very close to the nominal 1.4V (between 1.35 and 1.5V) off load. A resistor of 4.7Ω 1W resistor will simulate the design loading of the l.t. supply. There should be no discernible drop in voltage on full load of 300mA. Turning to the high voltage output, measure it off load, it should also be close to the nominal level of 90V (90-95V). If this turns out to be correct then using an 8.2kΩ 1W resistor connected as a load, measure again at the designed loading 10mA, the output should have fallen to around 85V. The voltage across C1 should however remain fairly constant up to around 40mA drain, as the drop in output is almost entirely due to the resistor R1.

Leave the l.t. load on for a few minutes and check, every so often by touch, that IC1 does not become more than warm to touch. The i.c. dissipates around 800mW on the designed load, and so will become warm but not unbearably hot.

Differing Output Voltages

Using the principles outlined in the article, other output voltages and currents may be obtained. Some valved radios operate from 120V h.t. and with a 2V l.t. (originally supplied from a 2V accumulator or lead-acid cell). For the h.t. windings there should be no problems, as it is merely a case of recalculating the number of turns to use. For the l.t. supply this becomes a two part answer. If the resistor R3 is reduced to zero then the output is 1.2V so the output voltage is approximately:

$$V_{out} \approx 1.2(1 + \frac{R3}{R4}) \text{ volts}$$

The quiescent current of the i.c. itself will add to this voltage, but only slightly about a few percent of the output. Rearranging the formula above gives the following approximate calculation for R3:

$$R3 \approx 220(\frac{V_{out} - 1.2}{1.2}) \Omega$$

Then the number of turns may need to be recalculated in line with the method suggested earlier. The design principles described here can still be applied when no h.t. supply is required. For example, several relatively low voltages, which cannot be obtained from a standard transformer, may be required and these could be obtained from a number of secondary windings.

Conclusions

The design and construction of a mains power supply suitable for use with battery portable radio has been described. Because of the voltages required for this radio, no off-the-shelf mains transformer could be found. Design and construction methods of a suitable transformer were given using a suitable transformer kit. The principles used in the design can be applied to other designs where the output required cannot easily be obtained from standard transformers.

Bibliography

Two useful books dealing with older radios are: *Radio! Radio!* by Jonathon Hill. Published by Sunrise Books, 2-4 Brook Street, Bampton, Devon EX16 9LY. This book contains over 1000 photographs and individual descriptions of vintage radios. *Practical Handbook of Radio Repair* by Chas Miller. Published by Newnes Technical Books. Contains useful information on the repair of valved radios of all types. PW

**HOW
MUCH ?
£17.00
HOW
DIFFICULT
Intermediate**

Shopping List

Semiconductors

LM317T	1	IC1
W005	1	D5
1N4007	4	D1-4
I.e.d.	1	D6 Colour to suit

Resistor

0.5W 5% Carbon film		
22Ω	1	R3
220Ω	1	R4
470Ω	1	R1
560Ω	1	R2

Capacitors

Electrolytic 150V working (min) axial leads
47μF 2 C1,2

Electrolytic 16V working axial leads
2200μF 1 C3

Tantalum resin dipped bead 16V working
1μF 1 C5

Disc ceramic
0.1μF 1 C4

Miscellaneous

20W transformer kit
(Maplin kit YJ61R), p.c.b.
(see services), 250g of
0.56mm(24s.w.g.)
enamelled wire, 250g
0.24mm(34s.w.g.)
enamelled wire,
interconnecting wire,
suitable plug and socket
for the output, box or
aluminium plate to
mount the finished
project.

Maplin Electronics plc.
PO Box 3,
Rayleigh,
Essex SS6 8LR.

GAREX ELECTRONICS

WEATHER SATELLITE EQUIPMENT

ATARI ANIMATED SYSTEM

Automatic frame capture and animation from Meteosat, also still pictures from NOAA & other VHF satellites. Complete system from antenna to colour monitor, including Atari ST1040 computer & software

£1695.00

Atari interface unit + software only

£458.85

COMMODORE AMIGA Interface + software for animation & superb high resolution pictures (800 pixels x 400 lines)

£458.85

PCSAT+ for IBM & clones, expandable system from XT+CGA up to 386+VGA. Interface and standard software

£458.85

Upgrade software for Animation, NOAA, VGA & Paint available.

Complete system: Meteosat antenna, preamp, receiver/interface, software & cables (state which computer)

£688.85

COMPACT FRAME STORE SYSTEM

The basic METEOSAT system, no complications, no computer, just a plug in and go package that can be up and running in 10 minutes. Antenna through to 12" mono monitor: £995.95

SATELLITE SEPARATES

Meteosat Receiver antenna input, 2 watt audio output

£270.25

Meteosat Preamp 15dB gain 0.6dB NF GaAs FET

£109.25

NOAA 5 channel VHF Receiver

POA

NOAA BASIC Turnstile Antenna

£34.95

NOAA BASIC Preamp 3 pole filter, boxed, 14dB gain

£24.95

GAREX VHF RECEIVERS

A simple but versatile design capable of covering spot frequencies in the range 25-200MHz; sensitive double superhet with choice of IF bandwidths from "W-SAT" to "12.5kHz" PMR. Single channel xtal controlled with multi-channel options. (Prices from £49.95)

Mains power supply module 12v regulated 250mA

£15.50

GAREX VHF PREAMPLIFIERS

Miniature General Purpose only 34x9x15mm, any frequency in range 40-200MHz, up to 25dB gain

Stock versions: 6m, 4m, 2m & 137MHz (W-SAT)

£11.45

Airband 118-136MHz (reduced gain)

£11.45

Other frequencies in the range 40-200MHz to order

£13.75

High Performance 2 metre Preamp

3 band-pass stages, 18dB gain, 1dB NF, RF switched (up to 35 watts) with gas-filled relays, assembled pcb

£39.95

Boxed version, with BNC connectors

£49.95

Gas-filled relays as used in preamp

£4.95

TONE BURST GENERATOR

Miniature (38x18x10mm) xtal controlled 1750Hz

£17.95

GAREX DC/DC INVERTERS

A popular line for many years. Economy package: chassis section cut from commercial R/T gear, re-wired & tidied up to make a free-standing unit, no expensive cabinet, just basic value for money.

12V DC input, 250V 150mA DC output

£10.95

12V DC input, 400V 200mA DC output

£11.95

24V versions to order.

4 Metre Rx CONVERTER

High quality PMR front end by famous manufacturer, modified by Garax to make 4 metre convert: 10-11MHz output. Full circuit and connection details

£16.95

4 METRE 0.5 WATT TX

Tx Low Power driver unit matching above Rx, with modulator, fully aligned with data

£15.95

(or + xtal for 70.45MHz £19.95)

REVCO TABLE MICROPHONES

Very high quality PTT Base Mikes 800 or 2.4k ohm (state which)

£55.00

PYE ANTENNA RELAYS

12V Operation, handles 50 watts up to 200MHz

£1.95; 5 for £7.50

AUDIO BOOSTER

10 watt add-on PA, high quality audio unit by famous R/T maker, useful for noisy areas, Public Address, boosting audio from hand-helds; new, assembled pcb, full circuit data

£9.95

SCANNER BARGAIN!!!

New cabinet, sub-frame and complete MPU pcb & LCD display, front panel and keyboard for AOR2002/Regency MX8000 Scanner; (less PLL & Rx) ideal for refurb., early model upgrade, spares or experiments. Amazing value only £29.95

WRITE (See, please) or PHONE for full details.

MAIN DISTRIBUTORS FOR REVCO ELECTRONICS LTD

Prices include UK P&P and 15% VAT
Ask for details of our interest Free Credit

GAREX ELECTRONICS

HARROW HOUSE, AKEMAN STREET, TRING HP23 6AA

TEL: TRING (044282) 8580


and CHEDDINGTON (0296) 668684

Callers by appointment only



D-MM GOOD VALUE!

Cirkit's new range of Digital Multimeters offer a quite unbeatable combination of features and value:



- Ranges include: frequency, capacitance and temperature
- Housed in strong ABS cases
- Overload protection on all ranges
- Full one year warranty
- 3½ digit, auto zero, auto polarity LCD, plus low batt indication
- 200 hour battery life
- All meters supplied with test leads, battery and manual

TM5315B

- Remarkable value
- 18 ranges
- 10A dc current

dc volts: 200mV-1kV
ac volts: 200V, 750V
dc current: 200uA-10A
resistance: 200Ω-20MΩ

Continuity and diode test
Basic dc accuracy: ±0.8%
Size: 128 x 72 x 33mm

Price £19.99

TM5375

- Frequency measurement to 20MHz
- ac/dc current to 10A
- 24 ranges

dc volts: 200mV-1kV
ac volts: 200mV-750V
dc current: 200uA-10A
ac current: 200uA-10A

Resistance: 200Ω-20MΩ
Frequency: 2kHz-20MHz
Continuity, diode & HFE test
Basic dc accuracy ±0.5%

Price £36.75

TM5365

- 30 ranges
- Frequency & capacitance measurement
- Compact size

dc volts: 200mV-1kV
ac volts: 200mV-750V
dc current: 200uA-10A
ac current: 200uA-10A

Resistance: 200Ω-2000MΩ
Frequency: 2kHz-200kHz
Capacitance: 2nF-20uF
Logic, continuity, diode and HFE test

Price £37.90

TM175

- Freq. measurement to 10MHz
- Capacitance measurement 1pF to 20uF
- 39 ranges

dc volts: 200mV-1kV
ac volts: 200mV-750V
dc current: 200uA-10A
ac current: 200uA-10A
Resistance: 200Ω-2000MΩ

Capacitance: 2nF-20uF
Frequency: 2kHz-10MHz
Continuity, diode, HFE, logic & LED test.

Price £57.49

TM135

- Temp. measurement
- Capacitance measurement
- 40 ranges

dc volts: 200mV-1kV
ac volts: 200mV-750V
dc current: 200uA-10A
ac current: 200uA-10A

Resistance: 200Ω-2000MΩ
Temperature: 200°-750°C
Capacitance: 2nF-20uF
Diode, HFE & continuity test

Price £45.95

TM115

- 0.5% accuracy
- Transistor HFE test
- 26 ranges

dc volts: 200mV-1kV
ac volts: 200mV-750V
dc current: 200uA-10A
ac current: 200uA-10A

Resistance: 200Ω-2000MΩ
Continuity, diode & HFE test
Basic dc accuracy ±0.5

Price £33.67

Prices inc VAT.
Please add 90p for p&p.

Cirkit



Cirkit Distribution Ltd.
Park Lane, Broxbourne, Herts EN10 7NQ.
Telephone (0992) 444111.

What Is Propagation

Feature

In this issue, Ron Ham turns his attention to interference and atmospheric noise.

Let us pretend that we have one of the very latest super sensitive 'IcoKenYae' communications receivers and with it, we are whisked back in time to 1790 and able to connect it to a random length wire antenna and a suitable mains supply. Unfortunately, I can only guess what would be heard, but, as we intend to discuss the practical side of propagation during the monthly progress of this column then we must begin by thinking about the time before any terrestrial radio waves were being generated.

Interference

Before connecting the antenna let's switch on the set and hear the gentle 'twitter' of the receiver's background noise coming through the loudspeaker. This is caused by the movement of electrons within the horde of components which make up the set. There would be no mains born interference adding to the set noise because, with no other electrical appliances in existence, our supply would be 'clean'. Just imagine the luxury of a world without computer hash, d.c. motors, ignition, thermo-stats, time-base whistles and any of the other switching nuisances that you can think of.

Atmospheric Noise

Next we connect the antenna and find that noise from natural sources, such as celestial bodies or from within the earth's atmosphere, would be blending with our background noise and if strong enough, would be clearly identifiable through the speaker. A typical example of this is the multitude of continual 'cracks' from electrical discharges which manifest as 'sheet', 'streak', Fig. 1, or 'fork' lightning while thunder storms are in progress. The intensity of the 'cracks' depends on whether the prevailing storm is at a distance or nearby or, like Fig. 1 to me at 0130 last July 7, right over my head.

The Earth's Atmosphere

Perhaps when the earth was formed it gathered the complex atmosphere which we talk so much about today. This gaseous cloud, engulfing the earth like smoke around a tiny ball, is made up of several well defined layers, Fig. 2, the condition of which can vary between night and day and with the attitude and position of our planet on its annual orbit

around the sun. Briefly, immediately above us is the troposphere which is the home of the earth's weather and not too far above that are several layers known collectively as the ionosphere, but more about these and how they were discovered next time. For the benefit of the many computer buffs among our readers, I produced the illustration of our atmosphere, Fig. 2, with the Trojan Cadmaster light pen connected to my Amstrad PCW 8512.




Fig. 1.

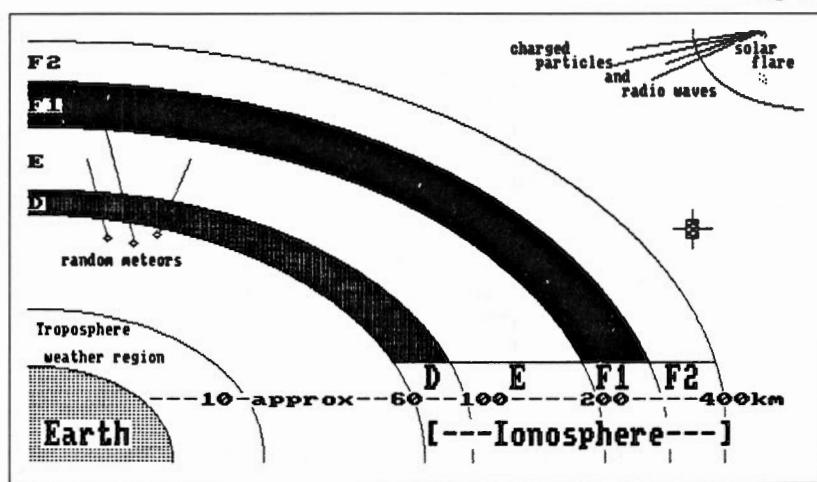


Fig. 2.

HAVING DIFFICULTY GETTING YOUR COPY OF PRACTICAL WIRELESS ?

Be sure of getting your copy of PW each month. Place this regular order form with your newsagent... today

Dear Newsagent, Distributed by Seymour
please reserve / deliver my monthly
copy of PRACTICAL WIRELESS

NAME
ADDRESS
.....
.....
Signed

Packet Update 10

*Roger Cooke
G3LDI moves on
to look at British
Software available
for the packet
radio enthusiast*

It is very nearly five years since the first packet activity in Norwich, time flies when you're having fun! However, in that short time we have seen packet develop from a few devotees trying out their first parameter set on their home constructed TNC-1. Solving the problems of hooking the gear together, to the vast international network of inter-connected BBS, Nodes and Gateways handling hundreds of messages per week flying about between well over 150 different countries. And, talking about flying, the recent successful launch of the latest series of PACSATS from Kourou proves how sophisticated this mode has become. Extensive monitoring will take place for a few weeks before satellite use can take place. However, listening to Dove, the future looks bright, end-stop signals being reported with perfect copy. Full details of how to decode and use all six satellites can be found in the satellite column by Pat Gowen G3IOR, but basically DOVE is the easiest to copy, being f.m. a.f.s.k. 1200 baud. A list of all six is given in Fig 1.

British Software

During the last five years of packet there has been some evidence that there are talented people in this country too! Among the most recent programs which have been rapidly gaining in popularity are two which work very well together. In fact, the second piece of software discussed here will not run without this first one.

The G8BPQ AX25 Networking Package.

John Wiseman has spent many a happy (?) hour writing, debugging and up-grading the G8BPQ node software to arrive at the present 3.51 version. The BPQCODE is a multi-port, NetRom Compatible node in software which runs on an IBM or compatible PC. In addition to working as a NetRom compatible Node, the program also performs the functions of MBBIOS or COMBIOS when used with the WORLI or WA7MBL BBS software. In other words, BPQCODE is loaded instead of the present COM-port driver. You have multi-connect with just one TNC and radio. If you have multiple ports/TNC's, you can access any port you wish.

As an example, suppose you have a PK-232 on h.f. (port 1) and a TNC-2 on v.h.f. (port 2). To call W3TMZ on h.f. just enter C 1 W3TMZ and then call C 2 G4VLS on v.h.f.. The same holds true if you have a dozen TNCs. For example, C 12 PACSAT.

Any station connecting to your Node can do several things. A question-mark (?) will provide a help menu and a 'P' provides a list of all 12 ports. Connection can then be made to another station in

the same way as NetRom, or to the BBS, or to the Sysop. If Sysop is selected, then the BBS can be kept running independently of chatting via a terminal program. In fact, 8 separate applications are supported in this way.

There is a terminal program with BPQCODE called PAC2 which is adequate for this application. Several different contacts can be carried on simultaneously in this manner with separation of the incoming and outgoing texts! All this on one radio and one TNC!

In order to accomplish all this what is needed? The TNC must have KISS-mode capability. In KISS-mode, all operations are carried out by the computer. The TNC becomes just a packet assembler/disassembler. Luckily, most TNCs support KISS-mode, the PK232 HOST-mode is also supported. It is compatible with most of the major BBS software programs, WORLI, WA7MBL, AA4RE, G4YFB, G8UFQ and the latest one from G1NNA.

The system is written in 8086 assembler and is currently only available for the MSDOS/PCDOS environment, although once loaded it makes no use of operating system facilities. John does say however, that he intends writing a version for use with CP/M machines. It has been tested on IBM XT and AT PC machines. The software needs about 40 - 80K RAM, varying with the number of buffers, comms links and COMBIOS ports configured. It is NOT public domain but may be used by licensed Radio Amateurs in Amateur Packet Radio Systems.

Documentation is more than adequate and help is given with examples of how to set it up. Once running it is invisible to the Sysop, is memory resident and has very few bugs. John is open to suggestions, in fact he welcomes them, and also would like feedback and views of users. At present there are about 70 users in the UK alone, and, judging by the amount of traffic passing through my h.f. gateway for John, there are more than that world-wide. It has become very popular and very well-received in the USA. John is writing a new version and by the time this gets into print, it will probably be available. He envisages an on-going situation and has several enhancements in mind, the latest being a remote sysop facility. John's photograph is shown in Fig. 2. If you contemplate a copy of the software, or write via snail-mail to John, please don't forget the customary return mailer, postage, s.a.s.e. or whatever.

The G1NNA Multi-user, Multi-port BBS, 1.05

A couple of years ago, Brian Lloyd gained his B.Sc.(Hon) degree at the University of East Anglia. It is almost superfluous to say that his degree is in Computer Science, because writing this software helped him attain it. During his stay in East Anglia, Brian visited locally and asked for suggestions or a "wish-list" for the most needed facilities on any BBS system. The result is the G1NNA BBS, now up to version 1.05.

This software is not public domain. It is intended for the use of licensed amateurs only, who run licensed BBS systems. This software will only be distributed by the author and his agents and only to licensed BBS. Any other form of distribution will be

Fig. 1.

Satellite	Oscar	Freq	Mode
Uosat D	UO-14	435.070MHz	9600baud a.f.s.k. AX25
Uosat E	UO-15	435.120MHz	9600baud a.f.s.k. AX25
PACSAT	PO-16	437.025MHz	1200baud p.s.k. AX25
DOVE	DO-17	145.825MHz	1200baud a.f.s.k. AX25
WEBERSAT	WO-18	437.075MHz	1200baud p.s.k. AX25
LUSAT	LO-19	437.150MHz	1200baud p.s.k. AX25

unauthorised and will not receive the support of the author. The software must not be tampered with in any way.

You are strongly advised to register as a user so you can receive notice of updates and additions. Registration can be sent to G1NNA @ GB7ESX. The manual, which is extremely comprehensive, is written by George Lloyd, who happens to be Brian's father. It is also indexed, the first time I have seen this!

One of the main features of this BBS is the use of mail compression, which I think will have to be adopted as a standard facility in any re-write of major BBS systems. The only pre-condition to this, is, of course that the BBS accepting the compressed mail must be compatible. It also supports Hierarchical forwarding, quite a bone of contention at present, but again, standardisation is needed and it seems that this system is gaining in the popularity polls world-wide.

Overview of the BBS software.

This software was written to run with the G8BPQ node software V3.22 or later. It will not run with earlier versions. The software allows for a total of sixteen connects via as many RS232 ports as you like (up to 16). You will require at least a fast 286 to run 16 ports but a normal 8MHz PC should be quite capable of handling 8 or maybe 10 connects without too noticeable a drop in speed.

When this software was written there were several paramount priorities:

- 1: Must be easy to set up.
- 2: Need the minimum of maintenance.
- 3: Cut down the time to forward mail.
- 4: Must be fast.
- 5: Cut the use of the hard disk to a minimum.
- 6: Easy for users to use.
- 7: Easy for the BBS sysop to use.

Comments on these pre-requisites

1: The BBS could not be simpler to set up provided the manual is followed. There are no complicated files to set up. Several of the files used by present BBS software can be used, e.g. the SWAP.BBS and ATBBS.BBS files.

2: The software requires very little maintenance as all forwarding and auto-killing of messages are taken care of.

3: This software uses mail compression before forwarding to another BBS using the same software, saving up to 50% of the time taken to forward mail. Forwarding to BBS using other software is done in the normal way. You do not need to know what software the other BBS is running.


4: This software is very fast. For instance, it can tell in an instant if there is any mail to be forwarded to a BBS. LM, L< and L> will take a few seconds.

5: All message headers are kept in memory as well as on hard disk so L, LL, L<, L>, LM etc., do not use the hard disk at all.

6: The menu and the commands used by MBL etc., have been retained and a few added. An example is the 'F' command which will search a self-building data file for a users home BBS.

7: Once set up there is very little for the sysop to do except read the mail.

This BBS will also run under Desqview, Practical Wireless, May 1990



John Wiseman G8BPQ

supports Hierarchical Forwarding and features import and export facilities. It also has a remote sysop facility which can be used via a password. All types of Personal Mail Box forwarding are allowed.

At the back of the user manual there is a registration form which you are encouraged to fill in and return. By so doing, enclosing a disk mailer plus return postage, you will automatically receive the latest up-date. Telephone support (advice) is also offered (reasonable hours!).

Brian certainly has paved the way toward mail compression techniques in this country, it has proved quite a success in the Pacific Net with the VK/JA BBS stations forwarding on h.f. using 1200 baud PSK with mail compression for quite some time now.

Any further enquiries: G8BPQ @ GB7DAD. G1NNA @ GB7ESX.

That's just about it for this month. Next article DXCluster, Lan-Link and some discussion and views about HF packet band-planning. Some people seem to think its declining!! Your views appreciated. G3LDI @ GB7LDI, or Tel: (0508) 70278 24hr answering.

73 and happy packeting.



"Thanks for the nice signal report, OM.

The station here is home-brew."

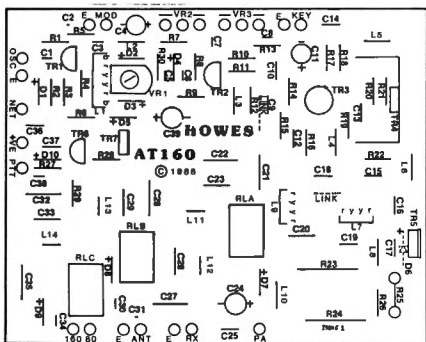
It's a great feeling to be able to say you built the equipment yourself, not to mention the enjoyment you gain from doing the construction. You can feel sorry for the guy, who spent over three grand on his new set, and isn't enjoying his radio as much as you are. Sure his set seems to have knobs for everything, but somewhere along the black box production line, they took the fun out. How many extra QSOs do you get with 1000 memories, and fifty less than essential functions?

May we suggest a rig that offers the challenge and pleasures of low power communication, combined with the fun of building it yourself?

SINGLE BAND CW TRANSMITTERS

These little rigs are simple to build, but offer a nice sounding CW note that you can be proud of. Key shaping and output filtering are provided, as is one crystal to get you on the air. RF output power is adjustable with an onboard control. Provision is made for connecting a VFO (HOWES CVF range) for full band coverage, and you can also add a DcRx Direct Conversion receiver for transceive operation if you wish.

CTX80	(80M 5W)	Kit: £13.80	Assembled PCB: £19.90
CTX40	(40M 3W)	Kit: £13.80	Assembled PCB: £19.90
MTX20	(20M 10W)	Kit: £22.90	Assembled PCB: £29.90
CVF VFO	(80, 40 or 20M)	Kit: £10.40	Assembled PCB: £16.90
50pF	Tuning capacitor to suit VFOs:		£1.50



Parts Location overlay on AT160 PCB

DUAL BAND AM/DSB/CW TRANSMITTER

The **HOWES AT160** transmitter is great for the 160M club net, local nattering on AM, and long distance working on CW. 10W PEP output is available on both 80 and 160M bands. Front panel controls are provided for output power and carrier level. Excellent modulation quality is provided by a low level balanced modulator, class A driver stages, and plenty of RF negative feedback. Full key shaping is provided. The transmitter is broadband with no tuned circuits to align. Harmonics are -40dB or better with relay switched output filters. One crystal (80M) is provided, as is PTT switching (including antenna relay).

Matching microphone amplifier and dual band VFO kits are available.

AT160	(Dual Band TX)	Kit: £34.90	Assembled PCB: £53.90
VF160	(Dual Band VFO)	Kit: £19.90	Assembled PCB: £34.20
MA4	(Mic Amp for TX)	Kit: £ 5.60	Assembled PCB: £ 9.90

DcRx DIRECT CONVERSION COMMUNICATIONS RECEIVERS

These receivers make a great introduction to amateur radio for the novice, besides being widely used by experienced QRP (low power) operators as part of a transceiver. Modes are SSB and CW, with up to 1W of audio output for 'speaker or 'phones. These are straightforward, single band receivers, and give amazingly good results. A "hardware" package to suit (case, dial, tuning caps, knobs, sockets etc) is available. There are versions for 20/30M, 40M and 80M amateur bands.

DcRx	Kit: £15.60	Assembled PCB: £21.50
DcRx Hardware:		£15.50

DXR10 10, 12 & 15M COMMUNICATIONS RECEIVER

This three band receiver gives SSB and CW reception on the three highest frequency shortwave amateur bands. These are commonly known as "DX" bands, and you can hear stations from all over the World. You don't need a big antenna for these frequencies, and this set will give great results with a simple wire dipole (details in the kit instructions). Performance is excellent.

DXR10	Kit: £24.90	Assembled PCB: £36.90
DXR10 Hardware:		£14.00

ACCESSORY KITS


We have lots of add-on goodies to tempt you with. Could you fancy extra filters, or perhaps a digital frequency display? Need a good quality ATU?

CTU30	All HF Bands ATU 30W	Kit: £27.90	Assembled PCB: £33.90
CM2	Quality Mic with VOGAD	Kit: £11.90	Assembled PCB: £15.90
CSL4	SSB & CW Dual B/W Filter	Kit: £9.90	Assembled PCB: £15.90
DCS2	"S meter" for receiver	Kit: £7.90	Assembled PCB: £11.90
DFD5	Digital Counter/Display	Kit: £39.90	Assembled PCB: £59.90
SWB30	SWR/Power Indicator	Kit: £12.50	Assembled PCB: £17.30

All **HOWES** kits come with a good quality Printed Circuit Board, full clear instructions, and all board mounted components. If you would like more information, please send an SAE for a free catalogue or information sheets on any specific products. Technical help and Sales are available by 'phone during office hours.

PLEASE ADD £1.00 P&P to your order total.

73 from Dave G4KQH,
Technical Manager.



Radio Diary

***Practical Wireless & Short Wave Magazine in attendance.**

April 15: The Centre of England Amateur Radio Rally will be held at the Motorcycle Museum, Bickenhill, near the NEC Birmingham. It's being held in three large exhibition halls and free ample parking. **Frank Martin G4UMF. Tel: (0952) 598173.**

***April 21-22:** The RSGB are holding their Convention and Exhibition at the NEC, Birmingham.

April 22: The Marske rally will be held in the Marske Leisure Centre, Marske-by-the-sea. Doors open 10am. **Mr Phoenix G7CBR, 1 Conway Road, Redcar, Cleveland. Tel: (0642) 48005.**

April 29: The Bury Radio Society will be holding its annual Hamfeast at the Castle Leisure Centre, Bolton Street, Bury. Doors open at 11am (disabled at 10.30am). Talk-in on S22 and SU8. Catering facilities and a licensed bar are available as well as the giant Bring & Buy. **C. Marcroft G4JAG, Mosses Community Centre, Cecil Street, Bury.**

May 6: The 7th Anglo-Scottish Rally will be held in the Tait Hall, Kelso. Doors open 11am. All the usual facilities will be available, hot and cold food, bar, Farmer John's ice cream, etc. **Bruce GM4UIB, QTHR.**

***May 12:** The VHF Convention will take place at Sandown Park Racecourse, Esher, Surrey.

***May 13:** The Yeovil Amateur Radio Club will be holding its 6th QRP Convention in the Preston Centre, Monks Dale, Yeovil. **D.J. Bailey G1MNM, 7 Thatcham Close, Yeovil, Somerset BA21 3BS.**

May 19: The Swindon Radio Rally will be held in the Oasis Centre, Swindon. **J Broadfoot. Tel: (0793) 611859.**

***May 20:** The 33rd Northern Mobile Rally will be held at the Great Yorkshire Show Ground, Harrogate. **Mike G0MKK. Tel: (0423) 564353/507653.**

May 20: The 7th National Amateur Radio Car Boot Sale will be held at the new venue of Stockwood Park, Luton. This is easier to get to (not far from junction 10 on the M1). Private sellers £7 in advance or £9 on the day, traders £20. **Clive G4ENB. Tel: Luton 27907.**

May 20: The Parkanaur Amateur Radio Rally will be held at the Silverwood Hotel, Lurgan, Co. Armagh. Doors open at 12 noon and the entrance fee is £1. There will be the usual trade stands, Bring & Buy, bookstand, QSL bureau, etc., Talk-in on S22. The proceeds of this rally go to the Stanley Eakins Memorial Fund at Parkanaur near Dungannon. **Jim Lappin G11YGS. Tel: (0762) 851179.**

May 20: The Cambridge & District ARC are holding their 5th Annual Rally & Radio Car Boot Sale at Coleridge Community Centre, Radegund Road, Cambridge. Doors open at 10.30pm. **Brian G4TRO. Tel: (0223) 353664.**

May 27: The 14th annual East Suffolk Wireless Revival will be held at the Civil Service Sportsground, Straight Road, Bucklesham, Ipswich. There will be a Bring & Buy, Car Boot Sale, a transceiver clinic, 50MHz demo station, all the usual traders and lots more including a children's play area. **Paul Whiting G4YQC. Tel: (0473) 642595.**

May 28: The 1990 Bircotes Radio Rally will be held near Bawtry, Doncaster. Doors open at 11am (10.30am for the disabled). Talk-in on S22. Details and/or booking forms from: **Pat Smith, 23 Florence Avenue, Balby, Doncaster. Tel: (0302) 857526.**

June 2: The first Belfast Amateur Radio Convention, organised by the RAIBC (Northern Ireland Area), is being held in the Ormeau Park Recreation Centre, Ormeau Embankment, Belfast. All the usual convention attractions will be there plus demonstrations and talks on the hobby by local well-known amateurs. They are also trying to cater for the XYLs by having demonstrations on microwave cookery, crafts and first aid. The special event station operating on the day will be GB2BRC. **David Caldwell G10HOW. Tel: (0232) 471370.**

June 3: The Southend & District Radio Rally and Boot Sale will be held Practical Wireless, May 1990

at the Rocheway Centre, Rocheway, Rochford, Essex. There will be the usual trade stands plus a Bring & Buy, licensed bar and coffee bar. Doors open 10am with talk-in on S22. **John Stone G0OFE. Tel: (0702) 202216.**

***June 10:** The Royal Naval Amateur Radio Society Annual Mobile Rally will be held in the Sports Field, HMS Mercury, near Petersfield, Hants from 1000-1700.

***June 24:** The Annual Longleat Mobile Rally will be, as usual, held at Longleat near Warminster, Wilts. **Shaun O'Sullivan G8VPG. Tel: (0225) 873098.**

July 1: The Worcester & District Droitwich Strawberry Rally will be held at the High School, Droitwich. There will be the usual trade stands, Bring & Buy, family entertainment and strawberry fields (weather permitting). Gates open at 11am with free car parking and entrance. **Tony G4OPD. Tel Worcester 620507 or Derek G4RBD. Tel: Worcester 641733.**

July 1: The York Radio Rally will be in the Tattersall Building, York Race Course, The Knavesmire, York. Doors open at 11am with an entrance fee of 50p (children admitted free). There is ample free parking. On show will be amateur radio, electronics and computing, arts and crafts, there's a grand Bring & Buy, Morse tests, lectures on various aspects of amateur radio, a raffle and talk-in on S22. A licensed bar and cafe will be available for refreshments. The Knavesmire is well signposted and there will be additional RAC signs round the main approaches to York. **Frank Webb G3ZKS. Tel: (0904) 625798.**

July 1: Newport ARS are holding their 3rd Grand Surplus Equipment and Junk Sale at the Brynglas Community Education Centre, Brynglas Road, Newport. The Sale is open from 10.30am to 4pm (10am for the disabled). **Kevin GW7BSC. Tel: (0633) 262488.**

July 6, 7 & 8: The Popular Flying Association Rally is again being held at Cranfield Aerodrome, Bedfordshire. All activities related to flying, including airband radio will have a place there.

***July 14:** The Cornish Radio Amateur Club Rally will be held in the Richard Lander Scholl, Truro. There will be the usual trade stands, Bring & Buy, a computer display/demo and a weather satellite demo. There will be refreshments, good free parking and the doors open at 10am (9.30am for the disabled). **Rolf Little G7FKR. Tel: (0872) 72554.**

***July 15:** The Sussex Amateur Radio and Computer Fair will be held at Brighton Racecourse. All the usual traders and other attractions will be there. Doors open from 10.30am to 4.30pm, with entrance at £1. **Ron Bray G8VEH (QTHR). Tel: (0273) 415654 office hours or (0903) 763978 other times.**

July 22: The Burnham Beeches and the Maidenhead & District Amateur Radio Clubs are staging the 7th McMichael Rally at the Haymill Centre, Burnham, near Slough. Doors open to the public at 10.30am (10.15am for the disabled). Admission is £1, the car boot sale pitches cost £5. There will be the usual trade stands, packet radio demo, refreshments, (tea and coffee on the RAIBC stand this year - honestly!), bar as well as the GB4MR special event station.

***July 29:** The Scarborough ARS Rally will be held at the Spa, Scarborough. Doors open at 11am. Many trade stands, large Bring & Buy, Morse exam and demonstration for the Morse examiners, refreshments and bar. Details from **Ian G4UQP (QTHR). Tel: (0723) 376847.**

***August 12:** Hamfest '90 will be held at the Flight Refuelling Sports Grounds, Wimborne, Dorset. The event will feature Radio and Electronics Trade Stands, Craft and Gift Fair, Bring & Buy, a vintage wireless exhibition and full family entertainment. Talk-in on S22. The event opens at 10am. Free parking and overnight camping on the Saturday night by prior arrangement. **John G0API. Tel: (0202) 691649 or Rob G6DUN. Tel: (0202) 479038.**

August 12: The 1990 Derby Mobile Rally will take place once again at Lower Bemrose School, St Albans Road, Derby, just off the A511 Derby Ring Road. Gates open at 10.30am with all the usual attractions including the Giant Junk Sale. **Kevin Jones G4FPY, 20 Pincroft Court, Oakwood, Derby DE2 2LL. Tel: (0332) 669157.**

DEWSBURY



ELECTRONICS




TS-140S £862.00

**IF IT'S KENWOOD
IT MUST BE
DEWSBURY**

A FULL RANGE AVAILABLE



TS-940S £1995.00



R2000 £595.00



TS-440S £1138.00



R5000 £875.00

NOW AVAILABLE



TS950S PRICE £2499.00 TS950SD PRICE £3199.00

FULL RANGE OF KENWOOD PRODUCTS STOCKED

We are also stockists of DAIWA — POCOM — JRC — TAR — WAVECOM — VIBROPLEX —
MICROWAVE MODULES — B.N.O.S.

Dewsbury Electronics, 176 Lower High Street, Stourbridge, West Midlands DY8 1TG

Telephone: Stourbridge (0384) 390063/371228

Fax: (0384) 371228


Instant finance available subject to status. Written details on request.



DEWSBURY



ELECTRONICS



NEW!

NEW!

The NEW DEWSBURY ELECTRONICS SUPA-TUTA makes learning Morse easier than its ever been

The self contained unit contains all one needs to learn Morse, and learn it thoroughly. From ABSOLUTE BEGINNER to EXPERT, all can make use of the on-board facilities.

1. Beginners Course, a gentle introduction to Morse Code over 10 lessons, including letters, numbers and accented characters.
2. Training Courses, no less than 90 different training sequences, with answers for checking, plus a further 10 sequences of random letters and figures, but without answers.
3. Ten different messages of 500 characters each, with answers.
4. Random Words, Supa-Tuta has a library of words and abbreviations, no answers for this one!
5. Variable Speed, 2-99 wpm, variable sidetone 500-1250hz, variable inter character spacing, a relay switched output and built in sidetone speaker. Works from 9-14 volts DC at 300ma.

Price £69.95

inc VAT and postage

Send SAE for details

FULL RANGE OF KENWOOD PRODUCTS STOCKED

We are also stockists of DAIWA — POCOM — JRC — TAR — WAVECOM — VIBROPLEX —
MICROWAVE MODULES — B.N.O.S.

Dewsbury Electronics, 176 Lower High Street, Stourbridge, West Midlands DY8 1TG

Telephone: Stourbridge (0384) 390063/371228

Fax: (0384) 371228



Instant finance available subject to status. Written details on request.



A Constant Impedance Receiver Attenuator

Excessive signal levels in a receiver can generate many problems and one particularly annoying result can be the appearance of persistent and troublesome spurious signals. A. Langton describes how you can help reduce the effect by constructing a constant impedance receiver attenuator while combining the project with a familiarisation exercise using binary encoding and switching techniques

Spurious signals can be generated in a receiver mixer by excessive signal levels and some means of reducing the signal can be very advantageous. This attenuator was originally built to work with a regenerative detector, a type of receiver which is particularly prone to overload.

My laboratory style attenuator circuit comprises of a row of pads, each one selected by its own double-pole switch. For receiving, I wanted something that could be worked with one knob only. As the attenuator pads follow a binary sequence it seemed sensible to use a binary encoder, Fig. 1a, as an eight to three line device will give 0 to 42dB attenuation with 6dB steps or 0 to 21dB in 3dB steps. Eight to three: means eight single input lines are translated into a combination of three output lines as a binary representation of the active line number.

The outputs of IC1 in Fig. 1a, assume a condition determined by the switch and will change from 000 to 111 in a binary sequence as the switch is rotated. These outputs operate the relays via the

driver IC2. The fourth relay in Fig. 1a is not part of the attenuator but is used to select one of two converters by the changeover line. It can be omitted if it is not required or perhaps a fourth attenuator might be included instead.

The circuit is built on double sided circuit board, Fig. 2, with the top side being used as a ground plane only. Having produced the etched circuit on the underside, turn the board over and remove the copper from around each hole with a small drill or spot-face cutter. Leave the six through ground-plane connections to facilitate soldering. These holes are marked appropriately on the component placement illustration, Fig. 2.

The unit is built into a small diecast aluminium box with the supply and changeover lines filtered to keep stray signals at bay. The s.i.l.(single in line) resistor package (R1 to R8) pulls the encoder inputs down in the absence of the selecting voltage. Values shown for the attenuators are for 50Ω working, but equations and pre-worked examples, shown in Table 1 and Fig. 3, are provided for calculating any

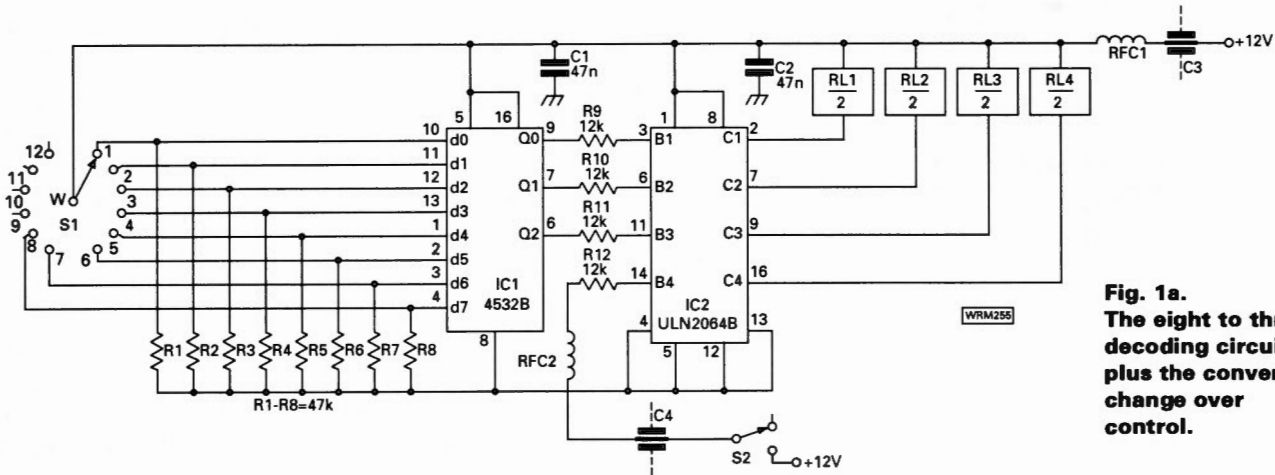


Fig. 1a.
The eight to three decoding circuit, plus the converter change over control.

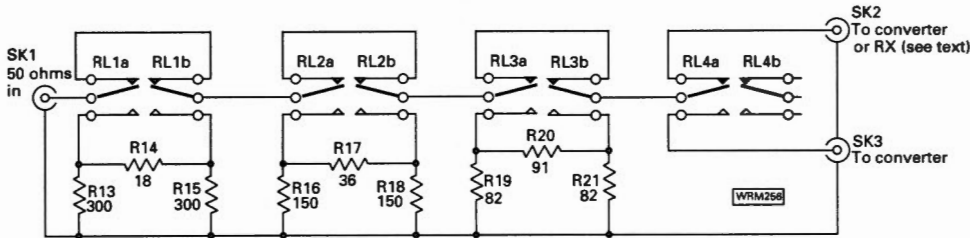


Fig. 1b.
The relay controlled attenuators of the 50Ω impedance circuit.

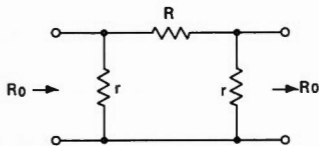


Fig. 3. Skeleton attenuator circuit.

Attenuation in dB	Termination value			
	50Ω		75Ω	
	r	R	r	R
3	292.4	17.6	438.6	26.4
6	150.4	37.3	225.7	56
12	83.5	93.2	125.3	139.8
24	56.7	394.6	85.1	591.9

Table 1.
Pi Attenuators.

attenuation steps or for working with different impedances. Some of the resistor values might have to be made up from parallel pairs, especially if you require greater accuracy. For those of you who also own a Spectrum computer I have included a listing of a program in Fig.4.

In use, this attenuator will prove to be a useful aid to reception along with providing the builder with some practice in binary coding techniques. However, bear in mind that if you use this unit with a transceiver, make sure that the transmitter output does not go through it as it will not handle more than 0.5W! PW

HOW MUCH ?
£ 20.00
HOW DIFFICULT
Intermediate

Shopping List

Resistors

0.25W 5% Carbon film

18Ω	1	R14
36Ω	1	R17
82Ω	2	R19, 21
91Ω	1	R20
150Ω	2	R16, 18
300Ω	2	R13, 15
12kΩ	4	R9-12
47kΩ	1	R1-8 (s.i.l. package)

Capacitors

Close tolerance polystyrene

47nF	2	C1, C2
(Feed through type)		
1nF	2	C3,4

Inductors

100μH	2	RFC1,2
-------	---	--------

Semiconductors

ULN2064B	1	IC2	Maplin FF73Q
4532B	1	IC1	Maplin QW89W

Relays

12V d.p.d.t.	RL1-4	Maplin YX94D
--------------	-------	--------------

Miscellaneous

Aluminium die-cast box, knob, miniature coaxial cable and sockets, double-sided p.c.b., stand-off insulators, 12-way single pole Maplin FF73Q (S1). Single pole Maplin FH97F (S2).

Maplin Electronics plc., PO Box 3, Rayleigh, Essex SS6 8LR.

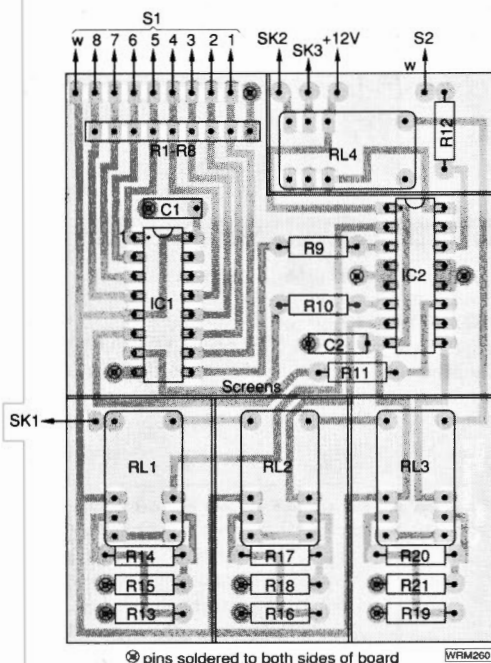
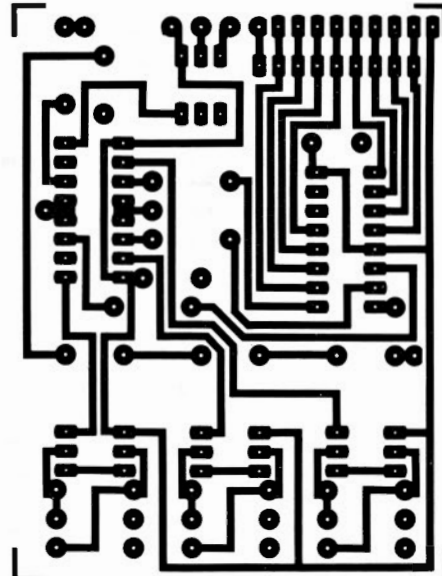



Fig. 2. Overlay and track pattern.



```

10 REM PI ATTENUATORS
20 INPUT "WORKING IMPEDANCE? ";Ro
30 PRINT "PI ATTENUATOR ";Ro;" OHMS": PRINT
35 LPRINT "PI ATTENUATOR ";Ro;" OHMS": LPRINT
40 INPUT "ATTENUATION?";A
50 PRINT "ATTENUATION = ";A;" dB"
60 IF A=0 THEN STOP
65 LPRINT "ATTENUATION = ";A;" dB"
70 LET E = 10^(-A/20)
80 LET r=Ro*(1+E)/(1-E)

```

```

90 LET r1=INT (10*r)/10
100 PRINT "r=";r1
105 LPRINT "r=";r1
110 LET R=(2*r*Ro^2)/(r^2-Ro^2)
120 LET R1=INT (10*R)/10
130 PRINT "R=";R1
135 LPRINT "R=";R1
140 PRINT
145 LPRINT
150 GO TO 40

```

Ro = line impedance
A = attenuation in dB
 $E = 10^{-A/20}$
$$r = \frac{Ro(1 + E)}{(1 - E)}$$

$$R = \frac{2r \times Ro^2}{r^2 - Ro^2}$$

Fig. 4.

Radio Information Cassette - 1

Save 95p off the normal price of £5.95 inc P & P.

Amateur radio is a fascinating and absorbing hobby but can be very bewildering to the newcomer - and sometimes to the more expert as well.

To enable you to hear what some of the more exotic modes sound like, we have produced this cassette.

On Side A you will hear a selection of off-air recordings of QSOs via a variety of satellites, QSOs on the 50MHz amateur band and QSOs using meteor bursts, aurora, Sporadic-E and moonbounce on the 144MHz band.

Side B is given over to the various data modes. Morse, RTTY, AMTOR, FAX and packet are all featured with off-air examples of QSOs to give you an idea of what they sound like and to enable you to set up your gear if necessary.

Due to popular demand the special offer price to *Practical Wireless* readers is again £5.00 including post and packing and VAT.

HOW TO ORDER

Complete both coupons in ink, giving your name and address clearly in block capitals. Coupon (2) will be used as the address label to despatch your cassette to you.

Send the coupons with your cheque to: *Practical Wireless*, Cassette Offer (May), FREEPOST, Enefco House, The Quay, Poole, Dorset BH15 1PP. If you wish to pay by credit card (Access, Mastercard, Eurocard or Visa only), please fill in your card details and sign the coupon where indicated.

Available to readers of PW in England, Scotland, Wales, N. Ireland, the Channel Islands and the Isle of Man. Orders are normally despatched within 28 days, but please allow time for carriage.

(1)

To: PRACTICAL WIRELESS, Cassette Offer (May),
FREEPOST, Enefco House, The Quay, Poole, Dorset BH15 1PP

Please send me.....Radio Information Cassette -1 @ £5.00 each.

Name.....

Address.....

.....Post code.....

☐ I enclose cheque/PO (Payable to PW Publishing Ltd) £.....

☐ Charge to my Access/Visa Card the amount of £.....

Card No.

Valid from to

Signature..... Tel:.....

(2)

Name.....

Address.....

.....Post Code.....

If you do not wish to cut your copy of *PW* you must send the corner flash with full details and remittance.
PW Publishing Ltd., Poole, Dorset (Reg. No. 1980539, England)

PW CASSETTE
OFFER
MAY 1990

AMATEUR RADIO COMMUNICATIONS LTD.

AUTHORISED ICOM, YAESU AND STANDARD DEALER



STANDARD C-528

- ★ Direct 13.8V in for 5 Watts out.
- ★ VHF 2.5W, UHF 2W with CNB151 NiCad pack.
- ★ Dual displays.
- ★ Power save function.
- ★ Multiple memories.
- ★ Priority channel.
- ★ Tone squelch (option).
- ★ Programmable offsets.
- ★ Coded paging function.
- ★ Various scanning modes.
- ★ Programmable step sizes.
- ★ 144-146 VHF, 430-440 UHF, 800-975 Rx only.
- ★ Separate Vol. & Squ. controls for each band.

PRICE £379

POINTS TO CONSIDER WHEN CHOOSING THE EMPORIUM TO BUY YOUR NEW RIG FROM:

1. The largest selection of new and secondhand equipment in the North of England.
2. All demo transceivers are available for back to back tests enabling you to choose the make or model best suited to your requirements.
3. Adequate stocks of all equipment kept.
4. 98% of all servicing and guarantee work carried out in house — often while you wait, therefore eliminating the 2 or 3 weeks delay while your equipment is returned to the main importer.
5. A friendly and expert advice service both technical and practical.

OUR AIM IS 100% SATISFACTION

YAESU FT1000




PHONE FOR BEST PRICE



AMR-1000 £247
AMR-1000S £299

IC-2SE



RX Coverage
80-180MHz
£275

NOW IN STOCK

The Ultimate in Pocket Scanners

NEW FAIRMATE HP-100

- 25-550 830-1300MHz coverage
- 1000 channel memory
- 10 independent search bands
- Complete with nicads, 2 antennas, carrying case, etc.

£299

Phone for more details

ALWAYS A GOOD SELECTION OF SECOND HAND AND COMMISSION SALES, PHONE FOR MORE INFORMATION.

HF Log for the Amiga Computer Card Index/Contest log/dupe sheet. Will hold 4000 entries.

£12 + £2 P&P



38 Bridge Street, Earlestown, Newton-le-Willows, Merseyside WA12 9BA. Only 1 mile from Junction 23 — M6

Telephone: N-le-W (09252) 29881

Fax No: 09252 29882

OPEN TUES-SAT 10 a.m. - 5 p.m.



INSTANT FINANCE AVAILABLE SUBJECT TO STATUS

Prices correct at time of going to Press.

E & EO.

MICROWAVE MODULES • TONNA • JAYBEAM • SANDPIPER • BNOS • AKO • CAPCO • REVEX • STANDARD



USED AMATEUR EQUIPMENT?

I Buy, Sell & Exchange

WANTED! — Your TOP QUALITY USED EQUIPMENT! We pay best prices for all types of used amateur radio equipment. Is YOUR gear for sale? Is it in top condition? Why not give us a call? If our offer isn't up to your expectation, why not sell your gear through our 'RIGSEARCH' service? Our new showroom is open where we can display your rig until sold, or alternatively you hang on to it until we find a suitable buyer. This service costs you nothing, your gear is offered to every prospective purchaser that calls, and we achieve the price YOU require. All with least hassle for you. Why not give us a try?

DON'T FORGET — IF YOU'RE SELLING, IT'S G4TNY and RIGSEARCH!

BUYING? — If you're looking for quality used amateur equipment, it has to be G4TNY. We have a large stock of used equipment ourselves, but, if we don't have what you're looking for, our new amateur radio brokerage RIGSEARCH possibly will.

WHY NOT VISIT OUR NEW SHOWROOM? MUCH EQUIPMENT NOW ON DISPLAY ONLY 5 MINS FROM DARTFORD TUNNEL & M25.

Phone Dave, G4TNY on (0708) 862841 or (0836) 201530. From 9.30 am to 7 pm, Tuesday to Saturday.

SAE PLEASE FOR LISTS. CALLERS BY APPOINTMENT, PLEASE.



MAIL ORDER?
OVERNIGHT DELIVERY
NOW AVAILABLE!

G4TNY AMATEUR RADIO
UNIT 14, THURROCK COMMERCIAL CENTRE, JULIET WAY,
SOUTH OCKENDON, ESSEX RM15 4YG.



PART
EXCHANGE
POSSIBLE



QUARTZ CRYSTALS

QuartSLab MARKETING LTD

P.O. Box 19 Erith Kent DA8 1LH

Telephone: 0322 330830

Fax: 0322 334904

Telex: 8813271 GECONS-G

(Attention QUARTSLAB)

An SAE with all enquiries please
PRICES INCLUDE VAT

STOCK CRYSTALS

CRYSTALS FOR 2 METRES

HC25 £2.70 FOR ONE CRYSTAL £2.50 EACH FOR 2 OR MORE

TX CRYSTALS

12MHz 30 & 40pF

RX CRYSTALS

44MHz Series Res

RO-R7, S8-S23,

14/15MHz 30pF

Scanner Crystals

SR9 crystals £3.45

HC6 £2.80 FOR ONE CRYSTAL £2.60 EACH FOR 2 OR MORE

TX CRYSTALS

4MHz 30pF

RX CRYSTALS

44MHz Series res

RO-R7, S11, S20-23

4 METRE CRYSTALS FOR 70.25 IN HC8/U AT £2.80 each

TX 8.78250 RX 29.7800

70CM CRYSTALS £5.50/pr or £3.25 each

For Pye PF1 PF2 & PF70 series and FDK MULTI U11 SU20 RB0 RB1

RB2 RB3 RB4 RB5 RB6 RB7 RB8 RB9 RB10 RB11 RB13 RB14 RB15.

Also for MULTI U11 ONLY SU16 SU18

CONVERTER CRYSTALS IN HC18/U AT £3.30 each.

22.000, 35.666, 42.000, 96.000, 116.000

FREQUENCY STANDARDS £3.20 each.

HC6/U 1000kHz 10.000MHz

HC18/U 1000kHz 7.000MHz 10.000MHz 10.700MHz 48.000MHz 100.000MHz

TONEBURST, LF. & MPV CRYSTALS IN HC18 £2.50 each.

7.168MHz (For 1750 HZ Tone), 10.245 (for 10.7 I.F.)

3.2768 4.000 5.0688 10.245MHz 15.000000

YAESU CRYSTALS FOR FT101's FT901 & etc £4.80 each.

Many available ex stock (A list is available on request please send S.A.E.)

Full list available on request, please send SAE

PRICES INCLUDE VAT

MADE TO ORDER CRYSTALS

FUNDAMENTALS

FREQUENCY RANGE

1 TO 1.5MHz

1.5 TO 2.0MHz

2.0 TO 6.0MHz

6 TO 21MHz

21 TO 25MHz

OVERTONES

3rd OVT 21.00 TO 65.00MHz

5th OVT 60.00 TO 110.00MHz

5th OVT 110.00 TO 125.00MHz

7th OVT 125.00 TO 175.00MHz

7th OVT 125.00 TO 175.00MHz

PRICE

£12.40

£5.90

£5.50

£3.25

£7.50

£5.25

£5.90

£8.60

£11.60

DELIVERY

2.0 TO 175.0MHz 2 weeks approx. 1 TO 1.499MHz 3 to 4 weeks

Unless otherwise requested fundamentals will be supplied for 30 pF load

capacities and overtones for series resonant operation.

HOLDERS — PLEASE SPECIFY WHEN ORDERING — else HC25/U

supplied for XTLS above 3MHz.

HC6/U & HC33/U 175MHz

HC18/U & HC25/U 2-175MHz

HC17 Add £0.50 HC45 Add £3.75

DISCOUNTS: Price on application for 10 + units to same frequency/spec. or bulk

purchases of mixed frequencies.

COMMERCIAL CRYSTALS: available on fast delivery and at competitive prices.

EMERGENCY SERVICE: FOR XTLS 1 TO 175MHz. Add the surcharge for each

XTAL. Days refer to working days. 4 days + £12, 6 days + £7, 8 days + £5, 13

days + £3.

CRYSTALS SOCKETS HC25 £0.25 ea. HC6 £0.30 ea. MINIMUM ORDER CHARGE

£1.50 unless ordered with crystals.

TERMS: Cash with order post inc. to UK & Ireland. Cheques & PO's to QSL LTD.

PRICES INCLUDE VAT

GAREX THE ORIGINAL SCANNER SPECIALISTS

Pioneers in the UK scanner market. The Company that offers its customers the security of complete service backup. Experienced technical staff to help you make the right choice — we stock all major brands, so we don't pressurise you into buying the model we want you to have. Reliable equipment, fully tested before despatch with guaranteed factory-backed in-house maintenance if required. If we cannot service it, we don't sell it. You can trust Garex!

SECONDHAND STALL!

Our large turnover of scanners means we always have a range of fully reconditioned and guaranteed secondhand items. Ask for list.

LATEST MODELS

Contact us for details.

REVCO RS-3000

THE COMPACT SCANNER



- * Size only 6"x2"x8"
- * Covers: 26-32MHz, 60-90MHz, 118-180MHz, 380-512MHz
- * AM & FM all bands
- * Liquid crystal display
- * 50 memories
- * Scan, search, priority

£225

AOR 2002

THE WIDE RANGE SCANNER

- * Covers: 25-550MHz, 800MHz-1.3GHz
- * AM & NFM & WFM on all bands
- * Computer interface socket
- * 20 memories
- * Compact size
- * 12V dc operation
- * Up/down step control knob



£487

AOR 800E

THE SMALLER HANDY-SCANNER


- * Covers: 75-106MHz, 118-175MHz, 406-496MHz, 830-950MHz
- * AM & NFM programmable on all bands
- * Full scan & search functions are available
- * 20 memories
- * Measures only 2.5"x5.5"x2"
- * Nicads, charger & BNC whip antenna included in the price



£169.50

JIL SX-200N

THE SUPERIOR SCANNER




- * The choice of the professionals
- * Proven reliability
- * Covers: 26-88MHz, 108-180MHz, 380-514MHz
- * AM & NFM on all bands
- * Positive action keyboard
- * 16 memories
- * 12V dc & 240V ac

£325

JIL SX-400

THE PROFESSIONAL SCANNER



- * Basic coverage 26-520MHz
- * AM, NFM & WFM
- * Expandable from 100kHz to 1.4GHz with SSB and CW
- * Computer control options
- * IF output terminals
- * Specifications set by professionals

£649

BLACK JAGUAR BJ200 Mk III

THE VALUE FOR MONEY HAND SCANNER

- * UK version.
- * Wide coverage 26-30MHz, 60-90MHz, 108-180MHz, 210-260MHz, 380-520MHz.
- * AM and FM all bands, manual and programmable.
- * Nicads, charger, soft case, flexwhip antenna.
- * Car adaptors and other accessories available.

£199

AOR900 UK

THE FAVOURITE HAND SCANNER

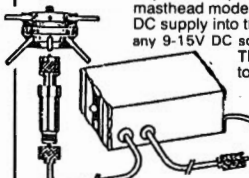
- * UK version — full service backup.
- * Covers 108-180MHz, 220-280MHz, 300-380MHz, 420-470MHz, 830-950MHz.
- * AM and FM all bands, manual and programmable.
- * 100 memories (5 banks of 20).
- * Nicads, charger, flexiwhip antennas.

£199

WIDE-BAND PRE-AMPLIFIERS

The problem with omni-directional wide-band antennas is their lack of gain. The REVCO PA3 range of wide-band pre-amplifiers complement the antennas and compensate for their short-comings.

The basic specification of the products is similar: coverage 20MHz-1GHz, at 1GHz: minimum gain 13dB, noise factor 5.5dB. Choose from a mast-head version (PA3) or a standard die-cast box style (PA3I). Best results are normally obtained from the masthead model which gives a boost to weak signals which would otherwise have been lost in the feeder cable. Also feeder cable noise is not amplified which is the case if the amplifier is mounted at the base of the feeder. On the other hand, the die-cast box version requires no special installation and is readily taken out of circuit. The masthead model is supplied with a special power unit which feeds the DC supply into the antenna feeder. No PSU is provided for the PA3I as any 9-15V DC source is suitable (current requirement about 25mA).



The PA3I finds application in instrument work, e.g. input to spectrum analysers, boosting the output from signal generators to give a low-power TX.

The standard version of the PA3I has BNC sockets and is designated "PA3I/B"; available to special order N-type sockets ("PA3I/N") or SO239 ("PA3I/S").

A special feature of the PA3 series is a high-pass filter to attenuate frequencies below 20MHz; high-power HF & MF broadcast stations can be very troublesome!

PA3 Masthead, with PSU	PA31/B BNC	£35.50
PL259	PA31/N N-type	£38.95
N-type	PA31/S SO239	£35.50

REVCONE


The UK's favourite discone composed of traditional British quality engineering.

The REVCONE works well without exaggerated advertising claims. It is designed to cover 50 to 500MHz, and thousands of satisfied users will testify to its efficiency. Unlike some manufacturers we do not quote inflated figures for gain. A gain figure is meaningless unless the reference point is stated.

Optional vertical whip feature: It is possible to fit a vertical whip section to a discone. We do not want to give you the "Hard sell" where this vertical element is concerned, but there is some evidence that it may improve the performance of the antenna around the resonant frequency of the whip. That's why we make it an optional feature.

Another option is the N-type connector instead of the popular SO239. N-types give a better UHF performance, but they cost a bit more. The choice is yours.

Because the REVCONE is British-made by a company which has been in business for 30 years, you buy with confidence, knowing that there is back-up should anything go wrong.



Standard model (SO239 socket) **£35.95**
N-socket model **£37.95**
Cable and plugs available



GAREX ELECTRONICS

MAIN DISTRIBUTOR OF REVCO PRODUCTS. PRICES INCLUDE UK P&P and 15% VAT. Ask for details or our interest free credit.

HARROW HOUSE, AKEMAN STREET, TRING, HERTS HP23 6AA.
Phone 0296 668684 or 044 282 8580. Callers by appointment only.



Back-Scatter

HF Bands

Reports to

Paul Essery GW3KFE

287 Heol-y-Coleg, Vaynor, Newtown, Powys SY16 1RA

During the period of 'putting-together' of the column, I had to make a fast visit to London; while there I received word of a postal strike, and this, I believe accounts for the absence this time of so many regular correspondents.

For many readers, and certainly for this column, February was a month of wailing and gnashing of teeth, of tearing of hair and - definitely - of foaming at the mouth, as Boreas did his mighty best. After the beam here broke a load-bearing pad in the second gale, I chose that lovely warm and still final Friday in February to put it back up; GW0JAI and his wife Irene, GW3RJY and yours truly being the party. Alas for our handiwork; the next gale, on the Sunday night, while it didn't damage anything of the beam, did manage to pull the coaxial feeder tight down over the rotator body so until I can convene another antenna party, I am confined to beaming 315 degrees. Woe is me indeed! However, being a decent sort, the column won't let on who it was who didn't use enough turns of tape on that feedline.....!

Events

All this of course, has tended to inhibit the Mark One ears, so I am doubly indebted to you contributors out there, to *DX News Sheet*, to *The DX Bulletin*, *The DX Magazine*, *The Canadian Amateur*, and of course K1AR's *Contest Calendar* galleries.

First, K1AR. *The Contest Calendar* preamble this time is most interesting, comparing as it does the logs of 5A1TW, in the 1963 CQ WW CW contest, with the P40GD log for the same contest in 1989. Interestingly the peak rate in 1963 was 62 QSOs/hour, with twelve hours showing under 15 contacts an hour; 31.6 hours operating for a winning single op all band score. P40GD is a comparable 1989 log, though not at the moment confirmed as a winner; nonetheless I see scoring rates of a different order; only for 11 hours did P40GD drop as low as 5A1TW's peak rate, while the P40GD log lost some QSOs when the computer filled the hard disc! As to scores, the 1963 winner knocked up 871 750 points, and the 1989 log shows 7 945 619 points. Makes you think, doesn't it!

As for the contests for the upcoming period, I see the YLs having their private shindig over the weekends April 11/13 (c.w.), and 18/20 (s.s.b.); one for we poor downtrodden males to keep out of!

April 4-28 sees activity from Ogasawara, signing JG6CVO/JD1; all bands 160-6 metres, c.w., s.s.b. and RTTY. QSL to JG6CVO, at 511 Funajima, Ueki-Machi, Kamoto, Kumamoto 861-02, Japan, or via the Bureau.

Jan Mayen Is. activity will be noted in the next few weeks from JX7DFA; this is LA7DFA, between April 1 and July 27. This will be a mainly c.w. job.

Mats SM7PKK is at the time of writing in KH8-land; but he hopes to visit Tuvalu and Nauru, always given that the difficult transport problems can be solved.

ST operation: the planned start for the DXpedition is currently at April 14, signing

PA3CXC/STO. Local operators are to be trained.

Jim Smith has, we understand, got the requisite permissions for an expedition to Bhutan, and we understand he hopes to arrive in the first week of April. He also hopes to progress some way towards amateur licensing in Bangladesh, S2.

More rumours covering Spratly; rumour hath it that an expedition including operators from JA, XV and USSR, accompanied by soldiers and a doctor will appear soon on Spratly, alternatives given were March 15 or April 15. Additionally, ZL1AMO is said to be planning a trip to a Philippine-held island in this group later in the year. We only hope no one else gets hurt - this one is in political danger-country! (Later: March 26 was being touted as a date!)

There are always people looking for Pacific DX, and they will be pleased to hear that AA6LF will start, in April a swing-around covering FO, ZK1, T32 (Christmas), KH5, and possibly Kingman Reef, during a seven-month trip.

VP8 South Georgia and VP8 South Sandwich; the American DXpedition leave VP8 Falkland around November 24, drop off eight at S. Georgia, carry on to S. Sandwich for one week, return to S. Georgia to pick up; thus S. Georgia will get two weeks, S. Sandwich one week's activity.

Lord Howe, VK9 activity by N6AMG, is down for April 5-12, concentrating on 6; but he will, we understand be noted on HF also.

Ex-G Club

Many amateurs who were born in UK are now domiciled elsewhere. The UK contact for the Ex-G Club is C. K. Haswell GM2CWL, 6 Cameron Avenue, Balloch by Inverness, Scotland IV1 2JT. G stations having amateur friends overseas who are ex-G may care to pass on the contact address given. The Club has been in existence now since 1959 - quite a long time!

QSL Addresses

There are a couple of useful sources of this information to mention; G4PEOs QSL Manager List, covering addresses published in DXNS during the past year is obtainable for £3.50, or \$5 or 12 IRCs, from J. Pitty G4PEO, Little Orchard, 12 St Leonards Road, Horsham RH13 6EJ, England. Foreign currency cheques are not acceptable.

Secondly the W6GO/K6HHD QSL manager List, based at PO Box 700, Rio Linda, CA 95673, USA. This is a computerised and continuously updated listing of World QSL Managers, obtainable for \$3 or 6 IRCs, overseas airmail; if you settle for twelve issues that will cost you a mere \$30.

The Bands

Clearly, in the absence of useful antennas for either h.f. or l.f. bands, I cannot comment with certitude on conditions; but most people seem to agree that things haven't been as good as one would have hoped - though of course, far and away better than one would experience at the bottom of the cycle. By the time you get to read this, things should be better.

All that having been said, it does feel as though the last few days before we sat down to write the column, the bands did seem to have picked up, even though we didn't dare crank the beam round to check.

WARC Bands

Somewhere different to make our start this month. **Red G0BXQ/M** (Woodley), commenting on the QRO gales, notes that it is a comforting feeling to know that one's antenna is safely locked away in the car. This in fact is a home-brew quarter-wave, fed from an FT-707 to about 80W; everything is worked from the car, either on the move or occasionally while static. There is a tight-knit group of stations on the band, including such as VK6RO, VK4CEK, K1ZFE, W1DW, W08KV, N9DEO, N9EGI, W9PPE, W7ZJ, 9H1IP, ZS6GG, ZB2IT, 9Y4OWB, W88IGV and VU2ZAP. KH6SSB is noted as very active with QRO and twelve-element (yes, twelve!) monoband quad. Gotaways noted include BY and 9Q5.

G0FTD (Whitstable) notes that he has worked Phil G0JBA a few times and been thus encouraged to put in his penn'orth. Andy tried s.s.b. on 10MHz during the day, to raise G0HIG, G14WHR, GW3MSY, GW4WAN, OZ1LYD, SM6LUX, ON9CBF, FE6FAI, F3PD, loads of Gs and G0BBM/TF. In the evenings around 2200Z, c.w. was used to hook UT4UM, UW4AY, CT1DQI, UA3AOE, SM3CIQ, DL9ID and W1PZY. On 18MHz, s.s.b. yielded UA2WJ, OE6JCD/6, SM00WX, ES1AR, KA1PE; with 24MHz showing IV3PRK, plus loads of W, VK, and JA heard.

Now **G0JBA** (Sittingbourne) who says he looked at 18 and 24MHz, but couldn't scare up any contacts despite several minutes-worth of CQ calls on 18 - but at least, he says philosophically it's activity of a sort!

G3NOF (Yeovil) says he hasn't noticed a great deal of activity on this band, and what there is has been the same crowd every time.

Turning to **G4ITL** (Harlow), Bernard says in some ways he prefers 24MHz to 28MHz; for him it meant c.w. to WB0THC, KA10FN, NW0M, KB0FHS, W1JSM and PJ2AM, while s.s.b. netted W6SAI, W2JGD/M, and W8STL. The antenna now in use for all bands is some 49m long, this length having been settled upon after a long series of experiments as being best

for all bands; it is of course fed through an a.t.u.

Top Band

G0FTD says that on Top Band he and his Icom 735 had a nice long s.s.b. yak with SM6EHY, DJ0EC, PA0IJM and on c.w. ON7QK.

G4ITL indicates that he is now able to at least put some r.f. on the band, and so far has managed to hook G0EAT, OY3QN, LA5UF, G4AKY and G0AMY.

G0HGA (Stevenage) lost the vertical in the Big Storm, but on Top Band the end-fed manged contacts with G, GM, GW, GD4BEG, PA0DIN, PA3BAS, PAERA, DK5WL, DK1NO/A, DL1YD, F6BEE, F3AT, OK1KQJ, PA3ACA, DL80H, OK5TOP, SP1PEA in a contest, plus PA0WDW, G4HTD, G4BJM and G3KEV.

The 3.5MHz Band

G3NOF (Yeovil) indicates that from about 2200Z there have been strong N. American signals on the band, so that he exchanged notes with KE1Y, KS2Y, VE1DU, VO1GK, VP2EXX, W2IRY and Y11BGD.

G0HGA knocked off a string of G stations on the band, plus DJ4IY, DL6MAA, DJ1SJ (QRP both ways), DL3XO, DF9ZV, DL9PR, DL0HSC, LA2YE, LA5RBA, LA4ZI, SP3DG, Y44NK and ON4IM.

Our other reporter on this band **ON7PQ** (Kortrijk) indicates that his c.w. got over to N7BG, FP5DX, T77C, U24FWD/UH0Y, PZ1AV, JH1RES, ST5CK, KP2J, GW6JX, JP1DMX/HI8, C01HJ, VP2EXX, 6W1QB, ZF2KE, T0AA, A61AC, UM8NG and SV9BAI.

The 7MHz Band

Let's start with **ON7PQ**; Pat sticks to c.w. and this mode found him FW/SM7PKK, FK8GJ, V73AS, FP5DX, N2IOE/J3, HC5AI, FY5YE, YG6KHZ, 3W3RR, PZ1DV, FR4FD, JP1DMX/HI8, ZL2NP, ZS9/DK7PE, ZD8Z, 9K2BCA, PZ1DV again, A61AC, HI3JH, 4S7WP, AP2TN, UB5MAL/UA10 (Franz Josef), KE9A/DU3, J6LSN, and FH5EJ.

Obviously, **G0HGA** loves this band; Angie mentions c.w. with K3ATO, K1RU, W1YT, K1ZZI, W4COG, W1CFZ at 0910Z, W1QK, W4XJ, W4GCW, NF2L, VE1BTT, VE3DXR/W4, VO1TK, K8VIX, N4ND, WA1KWA, UA9WKA, RV9CFA, UT7J/UB4JIW, UA9ADO, UA9FJZ, UZ0AB, UA0ALQ, UA9MJA, EA6ZY, CM7FR, SV1CU, CT1EBD, LY2BRF, FM/F6FWU and VP2V/W2GUP. That should encourage those with less-than good antennas for this band.

The 28MHz Band

G3NOF (Yeovil) reckons that conditions, particularly to the Pacific, were not as good as in 1988. In the mornings around 0900 the short path openings to JA and Asia were noted, with a few VKs around 1000. North America came in from noon to close, and a few S. Americans around 1800-2000. Contacts using s.s.b. were made with ES1RRM, JAs, K1CCK/M,

Reg Ward & Co. Ltd.

1 Western Parade, West Street, Axminster, Devon, EX13 5NY.
Telephone: Axminster (0297) 34918

Yaesu

FT1000	HF Transceiver	
FT7B7	HF Transceiver	
FEK767(2)	2m Module (767)	
FEK767(70)	70cm Module (767)	
FEK767(16)	6m Module (767)	
SP767	Speaker	
FT747GX	Budget HF Transceiver	
FT757GX	Mult HF Transceiver	
FP700	20A P.S.U.	
FC700	Manual ATU	
FP757HD	Heavy Duty 2m P.S.U.	
FAS14R	Remote Aerial Switch	
F4700	New 2m/70cm Dual Band FM Mobile	
FT280	Mult Super 290 2m Multimode 2.5W	
FT980	Mult 6m M-Mode 2.5W	
YHA15	2m Helical	
YHA440	70cm 1 wave	
YMA49	Speaker Mike	
MM515	Mobile Bracket	
FT411	New 2m H/H Keyboard	
FT811	New 70cm H/H Keyboard	
FT470	New 2m/70cm Dual Band H/H	
FT23R	2m Mini H/H	
FT73R	70cm Mini H/H	
FN89	Nicad Battery Pack (23/73)	
FN810	Nicad Battery Pack (23/73)	
FN811	Nicad Battery Pack (23/73)	
NC.18C	Charger (23/73)	
SMC28	Charger (23/73) 13A Plug	
NC.28	Charger (23/73)	
NC.29	Base Charger (23/73)	
PA6	Car Adap/Charger (23/73)	
MH12A2B	Speaker Mic	
MH18A2B	Speaker Mic Miniature (23/73/27)	
FN83	Spare Battery Pack (FT209)	
FN84	Spare Battery Pack (FT709)	
FN85	Empty Cell Case (FT727)	
FRG9600M	60-950MHz Scanning RX	
PA4C	Power Supply for 9600	
MM810	Mobile Bracket	
NC3C	Charger	
PA3	Car Adaptor/Charger	
YMA4A	Speaker Mike	
FRG8800	HF Receiver	
FRV8800	Converter 118-175 for above	
FR7700	RX ATU	
MH18B	Hand 600 8pin mic	
MD18B	Desk 600 8pin mic	
MF1A3B	Boom mobile mic	
YH77	Lightweight phones	
YH55	Padded phones	
YH1	U/Lightweight Mobile H/et-Boom mic	
SB1	PTT Switch Box 208/708	
SB2	PTT Switch Box 290/790	
SB10	PTT Switch Box 270/2700	
FT736 NEW	270cm 25W Base Stn.	
FT2311R	23cm FM Transceiver	
FT211RH	2m 45W FM Mobile	
FL2025	New 2m 45W FM Mobile	
FL8020	25W Linear	
QTR24D	6m 10W Linear	
	World Clock	

Antennas

DSC770	70-700MHz RX Discone	75.00	(3.00)
D130	26-1300MHz Discone	349.45	(8.00)
Ybeam	T83 3m 3e HF Tribander	299.00	(8.00)
Hygan	TH3JNR 3e HF Tribander	299.00	(8.00)
Creative	CD318 JR 4e HF Tribander	349.00	(8.00)
Creative	CD318 4e HF Tribander	39.95	(3.00)
CA2X4KC	270cm Mobile	54.99	(4.00)
WX1	2m/70cm Base Fibre Glass	99.95	(4.00)
CA2X4Max	2m/70cm Base Fibre Glass		

Instant credit available.
Mail/Telephone order by cheque or credit card. Cheques cleared before goods despatched.



OPEN TUES.-SAT. 9.30-5.30
(CLOSED MONDAYS)
LUNCH 1-2pm

icom

IC765 NEW	HF Transceiver	2499.00	(—)
IC751A	HF Transceiver	1600.00	(—)
IC25E	New HF Transceiver	979.00	(—)
IC725	HF Base Transceiver	759.00	(—)
AT100	100W ATU (751/745)	365.00	(3.50)
AT150	150W ATU (735)	315.00	(3.50)
PS55	Ext PSU (735)	185.00	(3.00)
IC505	50MHz multi-mode portable	499.00	(—)
IC2900	2m 25W M/Mode	542.00	(—)
IC228E	2m 25W FM Mobile	365.00	(—)
IC25E	Ext PSU (735)	275.00	(—)
IC275E	New 2m 25W Base Stn IC75E	1069.00	(—)
IC45E	70cm 10W M/Mode	310.00	(—)
IC24ET NEW	2m/70cm Dual Band H/Held	385.00	(4.00)
IC490	70cm 10W M/Mode	617.00	(—)
IC3210	2m/70cm FM Dual Band Mobile	499.00	(4.00)
ICR71	Gen Cov RX	859.00	(—)
IC7000	VHF/UHF Scanner	959.00	(—)
AH7000	25-1300MHz Discone	82.00	(3.00)
SP3	Ext Speaker	61.00	(2.50)
CK70	DC Cable (R70/R71)	7.00	(2.00)
EC257	FM Board (R70/R71)	41.00	(2.00)
GC5	World Clock	42.00	(2.00)
AQ2	Waterproof Bag all Icom H/H	14.38	(2.00)
BC35	Desk Charger	70.15	(2.50)
BP3	Battery Pack 8.4V (2/4E/02/04E)	29.90	(2.00)
BP5	Empty Battery Case (2/4E/02/04E)	9.20	(2.00)
CP1	Battery Pack 10.8V	60.95	(2.50)
DC1	12V Charge Lead BP3/7/8	17.25	(2.00)
HM46	DC/DC converter operate from 12V	24.00	(2.00)
HM9	New Mini speaker mic	21.85	(2.50)
HS51	Speaker/Mic	41.25	(2.00)
HS4	Headset inc PTT/Vox unit	7.50	(2.00)
LC24	Micro + BP22/23	9.20	(2.00)
LC41	IC32 + BP3	9.20	(2.00)
LC42	IC32 + BP5	9.20	(2.00)
SM8	1.3ku/600u 8P Base Mic	82.00	(2.50)
SM10	Comp/Graphic Mike	116.00	(3.00)
R1	150kHz-1300MHz RX	P.O.A.	
R72 NEW	HF RX	P.O.A.	

CW Keyers

HI-MOUNT	HK702 Straight key (adjustable tension)	42.75	(2.00)
	HK703 Straight key (adjustable tension)	49.69	(2.00)
	HK704 Straight key (adjustable tension)	28.35	(2.00)
	HK705 Straight key (adjustable tension)	28.25	(2.00)
	HK706 Straight key (adjustable tension)	28.95	(2.00)
	HK707 Straight key (adjustable tension)	25.49	(2.00)
	HK802 Straight key (Deluxe-Brass)	99.95	(3.50)
	HK803 Straight key (Brass)	99.95	(3.50)
	MK703 Squeeze key	37.00	(2.00)
	MK704 Squeeze key	24.99	(2.00)
	MK705 Squeeze key	32.78	(2.00)
	MK706 Squeeze key	36.00	(2.00)

Rotators

STARMASTER	Electronic Keyer Unit (No Paddle)	54.70	(3.00)
Dewsbury	Electronic Memory Keyer (No Paddle)	95.00	(3.00)
Dewsbury			
G250	Light Duty	78.00	(4.00)
AR200XL	Light Duty	49.50	(4.00)
G400	Medium Duty	139.00	(4.00)
G400RC	Medium Duty (Round Face)	199.00	(5.00)
G500RC	Medium/Heavy Duty	219.00	(5.00)
G200RC	Heavy Duty	445.00	(5.00)
G500	Elevating Rotator	149.00	(5.00)
GR5400	Aximuth/Elevating	279.00	(5.00)

KENWOOD

TS950S	NEW HF Transceiver	P.O.A.	(—)
TS940S	9 Band TX General Cov RX	1995.00	(—)
AT940	Auto/ATU	244.95	(3.00)
SP940	Ext Speaker	87.85	(3.00)
TS140	HF 8 Band Gen. Cov. TX/RX	882.00	(—)
TS880S	HF/6m TX Gen. Cov. RX	985.00	(—)
TS440	9 Band TX General Cov RX	1138.81	(—)
AT440	Auto/ATU	144.82	(3.00)
PS50	H/Duty PSU	222.49	(3.00)
AT230	All Band ATU/Power Meter	208.87	(3.00)
SP230	External Speaker Unit	66.49	(3.00)
PS430	Matching Power Supply	173.78	(3.00)
SP430	Matching Speaker	40.81	(3.00)
SM220	Station Monitor	343.82	(3.50)
TL822	Band Scope Unit (B30/940)	77.00	(2.50)
TH25	101/160 2W Linear	1495.00	(7.00)
TH45	NEW 2m H/Held	238.00	(3.00)
TH75	NEW 70cm H/Held	269.00	(3.00)
TH205	NEW 2m/70cm H/Held	P.O.A.	(—)
TH215	2m H/H	215.20	(3.00)
TR751	2m 25W M/M Mobile	599.00	(—)
TS790	Gen Coverage HF/RX	1495.00	(—)
R2000	118-174MHz Converter (R2000)	989.00	(—)
VC10	General Coverage HF/RX	81.94	(2.50)
R5000	118-174MHz Converter (R5000)	167.85	(2.50)
TM701	NEW 2m/70cm FM Mobile	187.21	(2.50)
TM731	2m/70cm FM Mobile	665.00	(6.00)
TM231E	NEW 2m FM Mobile 50/10/5W	289.00	(5.00)
TM431E	NEW 70cm FM Mobile 35/10/5W	115.00	(5.00)
SMC30	Speaker/Mic TH214/2600	29.31	(2.00)
MC50	4P Desk Mic	46.08	(3.00)
MC60A	8P Desk Mic	88.22	(3.00)
MC60	Electric Desk Mic	53.96	(3.00)
MC85	Desk Mic Audio Level Comp	99.00	(3.00)
MC43	8P Fast Mic	22.22	(2.00)
MC35	4P Fast Mic	21.72	(2.00)
MC55	Mobile Mic (5p.s. 8p)	52.87	(2.50)
H56	HF Low Pass Filter	32.26	(2.00)
H55	Lightweight H/phones	24.36	(2.50)
R21	Deluxe H/phones	37.64	(2.50)
	500Hz-950MHz AM/FM Scanner	465.00	(6.00)

SWR/PWR Meters

HANSEN	130/440MHz 20/200W	52.75	(2.50)
W720S	1.5-150MHz	16.50	(2.50)
JD110	3.5-150MHz	31.50	(3.00)
YMX	Yaesu Y560	93.15	(3.00)
YMX	Yaesu Y560	81.65	(3.00)
FSS00H	1.5-30MHz	53.40	(3.00)

Miscellaneous

SMCS 2U	2 Way SO239 Switch	18.96	(2.50)
SMCS 2H	2 way 'in' Sxis Switch	23.50	(2.50)
Kenro KP21N	2 way Switch 'in' Socket Deluxe	27.00	(2.50)
T30	30W Dummy Load	10.29	(2.50)
T100	100W Dummy load	49.00	(3.00)
T200	200W Dummy load	65.00	(3.00)
WJ1	Wavemeter 120-450MHz	24.95	(2.00)
PK232	Packet/RTTY Terminal	289.95	(3.00)
Datong D70	Morse Tutor	83.40	(3.00)
Datong FL2	Audio Filter	100.91	(3.00)
Datong FL3	Audio Filter/Autonet	145.61	(3.00)
Datong ASP	Processor 4pin	93.15	(3.00)
Datong ASP	Processor 8pin	93.15	(3.00)
Datong AD370	Active Antenna	77.62	(3.00)
Datong PCI	General Coverage Converter	154.80	(3.00)

R. N Electronics

Professionally Designed Equipment for Amateurs

Our reputation for high quality equipment has spread and we are now regularly sending 6 metre transverters around the world. In every case our equipment is individually tested and aligned to meet these high specifications.

All our transverters meet the same high specification
SECOND HARMONIC: < -70dB INTERMOD: < -32dB
SPURIL: < -60dB NOISE FIGURE: < 2.5dB

TRANSVERTERS

Our 2m IF transverters require a drive level of 0.5 - 3.0 watts, or up to 12 watts with our 7dB switched attenuator. The 10m IF models can be supplied for drives between 0.25mW and 20W with a separate receive output if required.

- 144/50MHz 25W p.e.p. £199 + £4 p&p
- 28/50MHz 25W p.e.p. £209 + £4 p&p
- 145/70MHz 25W p.e.p. £249 + £4 p&p
- 145/70MHz 10W p.e.p. £199 + £4 p&p
- 28/70MHz 10W p.e.p. £209 + £4 p&p
- 144/28MHz 25W p.e.p. £209 + £4 p&p
- 7dB switched Attenuator £25 + £2 p&p

PRE AMPLIFIERS

Low noise (<1dB) GaAs FET Pre-amplifiers for 6m, 4m and 2 metres. RF or DC Through Switching (Max 100W p.e.p.).

- Indoor boxed unit £38 + £2 p&p
- Masthead (line powered) with indoor DC feed unit £75 + £4 p&p
- LOW NOISE GaAs FET MASTHEAD PRE AMPS for 50MHz, 70MHz, 144MHz, 432MHz and 934MHz.
- 200W POWER HANDLING £99 + £4 p&p.

RECEIVE CONVERTERS

10M receive, 2M IF. With thru switching on transmit use with 6m transverter and work 10m/6m Crossband £45 + £2 p&p

RECEIVE ONLY CONVERTERS

2m IF for 4m, 6m or 10m, receive £39 each + £2 p&p each
10m IF for 2m, 4m or 6m receive £39 each + £2 p&p each

MET ANTENNAS

50MHz 3 el. £42.95, 5 el. £64.40, 70MHz 3 el. £37.30 p&p £4.50

SEMI CONDUCTORS

- BGY41B 450MHz 15W Module £20 + £1 p&p



37 Long Ridings Ave, Hutton, Brentwood,
Essex CM13 1EE. Tel: 0277 214406



DATONG
ELECTRONICS LIMITED

Clayton Wood Close
West Park
Leeds LS16 6QE
Tel: 0532 744822
Fax: 0532 742872

For products you can rely upon to give amazing results

For information on Active Antennas, RF Amplifiers, Converters, Audio Filters, the Morse Tutor and Speech Processors send or telephone for a free catalogue and selective data sheets as required.

All our products are designed and made in Britain.
Orders can be despatched within 48 hours subject to availability.



VISA AND ACCESS WELCOME



Back-Scatter

K6YRA, KC7WP, KW6J, KP4GY, N7LDR (Montana), N0JDP (N Dakota), TA2AU, TZ6FC, UZ4FWD/UH0I, VR6JR, VY2BR, W6DL, W6TQX/M, WY7Q, 5U7NU and 9Y4NED.

Turning to ON7PQ, Pat mentions c.w. with HS0B, XX9TDM, FP5DX, J28KY, P29PL, 3W3RR, VQ9LW, 8Q7DG, PJ2/W1WEF, HK0/N3JT, ZS9/DK7PE, TG0AA, 9S5G, TL8PS, G4WYG/ST2, ZF2KE, A61AC, AP2TN and AG3DX.

Now to GOMFR: Gareth runs five watts or less into a tribander antenna; most operating is done in afternoons or evenings, due to school work. On 28MHz, the c.w. went out to PP5IW/PT9, G3UUV/J6L, 9J2BO, VK2BT, VS6AG, VK6ZH, HB0/DL2MEH/P, TG0AA, J6LSN, V31BB, A61AC, J34P, VP2E/KT8Y, SM00IG/YN, ZB2/F2JD and SV9BAI (Crete).

GOKRT is also QRP; although restricted to 3.5MHz for the moment, Eric will be on the other bands when he has something cooked up.

Turning to G0HGA, she raised W10T, W1E0A, K2NJ, KA2CWH, W3TV, KA3GEA, K3NWD, NU3Q, N3JO, N3EJO, N3JT, K4MJ, W4IYU, K4FU, K4XZ, W4VC, W5SJL, NF5Z, W5BOS, K16SV, W6ETL, W6DU, W6TS, W8IQ, NA8G, W8FDX, WA9LGC, NS9G, K4JU/9, KB9CW, WA9TMM KE0DR - and then the antenna blew down. Falling back on the end-fed wire used with a 10m counterpoise, she then found 20W enough to key with W8SEY/J3, WB4FVX and LU6UO.

On 28MHz, G4ITL (Harlow) used c.w. for N4IBG and PY4PZ, while 'phone netted

K11K, KB8OF, WC0A, and KB2JAB.

A brief note from an old contributor, namely **G2DHF** (Sidcup) who notes that he is now running f.m. Packet on 29.250MHz; so far conditions haven't been too favourable, but OE7HRI-F, OH2NJR-1, OH5RM, YU3HX-4, IK1JWS-2, DK9GY, and 9K2EC have all been successfully copied.

Turning to Phil, G0JBA, we find him this time enjoying a bit more activity, by way of c.w. to W8POS, plus s.s.b. to deal with A92EV (Box 833 Bahrain), CT3FT, JH1UAH, JR6UEE, KA0BBU, W1.2, 3, 4, 9, EUs, RH7Y/P/RA4PF, TF3CW, U18BBU, UW9UWB, UZ0AWS, VK2PJJ, VK6ADP, VK6PAZ, VK6PWC, ZS6JR, 9H8B, 9K2IC, all s.s.b., plus f.m. to AC1T, NB4K and VE3NGO.

Finally for 28MHz, we turn to G0FTD: Andy has a regular sked with KD4MN, and in addition raised WA4ETN before moving on to pastures new.

The 21MHz Band

G3NOF reports the short path 0900-1200 was open to JA-VK-ZL-Asia; but the Pacific stations were only noted weakly on one occasion. North Americans came in between 1200 and 2100, S Americans 1800-2100. Africans appeared during the mornings and afternoon. Don 'rang the bell' on s.s.b. with A61AC, CM7HG, CY2CQ, FY4FC, FY/KD3FK, GU4XGG, HB0LL, HH2BN, HL5FT, HL9HH, JAs, JW5NM, JX9CAA, KZKNC/M/3, K80NL (N Dakota), KW2P/4 (Dry Tortugas), KP2BH, LY2BIM, OY2J, SV1AJN/8, TP2CE, V290A, VK2JU, W0CD/

J3, WB7CHS, XX9JN, ZB2AZ, ZL4AS, ZL0AKH (Yasme) and 4K2OT (Franz Josef Land).

A relatively short list on this band from Pat ON7PQ; the keyer did the trick with contacts with ZM7VS, HK0/N3JT, JY9MO, TG0AA, A61AC, BZ10K and 3D2QB.

G0JBA (Sittingbourne) said that his antenna farm rode out the gale fairly well, but a tribander trap has developed a bad connection so work will have to be done. Meanwhile he managed to sort out W3PHV, VK4KWB, ZL3RK, and ZM2AUB a 'special' from New Zealand.

G0FTD says all he found on this band were some Europeans on short-skip.

The 14MHz Band

Where it all happens at a sunspot minimum, and where all the funny noises keep a holiday home as well! Firstly, G0FTD whose letter provoked this thought; Andy is a mite hot under the collar at all the VKs, ZLs and things being seen off by packet QRM so he couldn't work the DX! Certainly this is a problem, both for packet and users of other modes. Perhaps the answer is to take the line that packet radio is a matter of computers talking to each other while master is at work, and hence to allocate them a small segment worldwide just outside our bands. The writer has no objection to packet radio as such, but he cannot see how a packet set-up left running while the operator is away from home on his lawful occasions can be able to cope with the arising of QRM or indeed malfunction

of the equipment.

The antenna difficulties at G0HGA resulted in contacts on 14MHz with just the odd European at low power; GM3GKJ, OY7JR, DL6ZBA, OH2BDA and UB5JG. However, we understand that a different antenna system has been put up while the problems are resolved.

Now to G3NOF; Don only appeared on this band between 1500-1700, when he found the short path open to VK-ZL-JA-Asia and Africa. Don chatted with AL7BL, JY5IN, KL7XD, S4ZLK, TJ1SR, TL8PS, VK2GDD, VK6RI, VQ9HB, VU2GUY, VU2SMN, ZB2AZ, ZM7VS (Chatham Is), 3B8FV and 5H3GN.

Turning to Pat, ON7PQ, we see his key in action with FK8GJ, FW/SM7PKK, 3W3RR, FO5FO, ZK1BW, 4K2OIL, UA0QBO/A, U1ZA/A, 4K4AFM (these three 'counters' for IOTA), YJ0ABF, T5Y0, A61AC, KH8/SM7PKK, T32BNT, DK1CE/H44, J34LTA and KH3C.

Gareth at G0MFR offers just one QRP contact on 14MHz in the shape of 4K4BAN (QSL via RB5FO) - but Gareth wouldn't mine knowing just where this one was! Any offers?

Finally G0JBA, who mentions his s.s.b. contacts with EA3/PA3BON, W1IDP, WA4WTG and W3HGV/F/MM.

Finale

That's it for another month; deadlines for the next few months are May 28, June 25, and July 30, addressed to me at the usual address at the head of the piece. And now - to the small matter of the antenna!

Solar Data for February 1990

Following numerous small flares, which caused some auroral events in the last few days of January and the beginning of February, the solar conditions have been very quiet. Solar flux levels declined from 229 units on January 29, down to 160 units by February 4. There was a flare on February 3 of 540 flux units but it only lasted for 7 minutes. The period between February 5 to 18 saw a major decline in solar activity. The sunspot count was down to 62 on February 17 and no flare reports were issued during this time. The period through to the end of February saw very little change in solar activity. The mean sunspot number for February was 128.4, reaching a maximum of 249 on February 24, and a minimum of 57 on February 17. Since December 1989 the flux levels have dropped about 100 units, which was totally unexpected and may indicate that we have gone past solar maximum. Although this news may appear to be depressing to 50MHz operators it should be borne in mind that the decline from sunspot maximum will take a number of years and that conditions will wax and wane depending on the time of year and the prevailing solar activity.

Practical Wireless, May 1990

Back-Scatter

VHF Up

Reports to
David Butler G4ASR

Yew Tree Cottage
Lower Maescoed, Herefordshire HR2 0HP

Radio conditions during February were pretty similar to those of January, which I had previously described as gloomy. There were some exceptions though, with a glimmer of renewed trans-equatorial propagation (t.e.p.) openings on 50MHz and a number of small auroras on 144MHz.

Reporting of propagation events on the v.h.f. and u.h.f. bands hasn't been helped by the demise of my 50MHz and 144MHz antenna systems and heavy duty rotator during the January gales and the loss of the tower supporting the 70MHz and 432MHz antennas last October. I have always felt that it is very difficult to report about band conditions if the writer is not active on any of them, which is the case at the moment. However all is not doom and

gloom. The replacement tower and associated hardware has recently been delivered and I reckon that I shall be active again about the time this magazine hits the news-stands. In the meantime, this month's column is being written with only your letters to guide me.

The 50MHz Band

Band conditions during February were not as had been generally expected. There were a number of Sporadic-E openings, noticeably more than have occurred in recent years. The beginning of the t.e.p. season was experienced by stations situated mainly on the south coast of England. It was noticeable however that

the band was starting to wake itself up for the forthcoming season.

Although **Stephen Daniels G0DKM** (AVN) has been restricted to weekend operation he still managed to work a number of stations when the band was open to North America. During openings in December and January, Stephen used the f.m. mode to make many contacts in call areas W1, W2, W3 and W4. The best contact was with VE3KKL (FN25) at 59+ both ways. On January 5, at 1415UTC, TI2HL was worked on s.s.b. Since that date very little else had been worked, the situation becoming terminal following the gale on January 25 when the top section of the tower was severely damaged.

Geoff Brown GJ4CD (JER) sent in a very detailed list of activity during February. Readers should note that 50MHz operation from the Channel Islands is in no way typical of what is happening in the rest of the UK but it makes interesting reading anyway. From 1630UTC, on February 1, the band was open to North America, giving a number of contacts in the W1 call area. Trans Equatorial Propagation returned to the Channel Islands on February 3, allowing QSOs to be made into Southern Africa. At 1500UTC, ZS6XJ was worked for the first ZS of the season. The ZS6PW beacon was

ICS

ICS Electronics Ltd

Amateur Data Communication by Radio

PK-88 Packet Radio TNC




- HF/VHF modem
- Built in personal mailbox
- Host Mode
- Full status indication

The PK-88 is probably the best low cost packet radio TNC on the market today. Built in Host Mode control capability makes for superior driver software. The rugged metal enclosure enhances appearance and minimises RF interference. Lots of unique firmware features and a wide range of driver software.

PK-88: £139.45 inc VAT plus £5.00 post and packing

AMT-3 Amtor/ RTTY Terminal Unit



- Front end filter optimised for Amtor
- Excellent tuning, status displays
- CW ident
- Free IBM-PC terminal software

The AMT-3 is a third generation Amtor terminal unit from ICS, and it is the result of eight years experience. Amtor is the ideal mode for HF data transmission, and will get through with perfect copy when no other mode will! Unlike packet, you can have live QSOs. Mailboxes too, if you want them.

AMT-3: £169.95 inc VAT plus £5.00 post and packing

ICS Electronics Ltd. Unit V, Rudford Industrial Estate, Arundel, West Sussex BN18 0BD
Telephone: 0800 525142 (Orders) 0903 731101 (Enquiries) Facsimile: 0903 731105

RST

RST MAIL ORDER CO.
LANGREX SUPPLIES LTD,
1 MAYO ROAD,
CROYDON,
SURREY CR0 2QP.
SPECIAL EXPRESS
MAIL ORDER SERVICE

AZ31	4.00	EM87	2.50	PY82	1.50	6AS7G	4.75	6SA7	3.00
CL33	6.50	EN81	6.50	PY83	1.25	6AT6	1.25	6SC7	2.75
DY867	1.50	EY51	2.75	PY88	2.00	6AUGT	5.00	6SG7M	2.50
DY832	1.50	EY86	1.75	PY500A	4.00	6AUS	2.50	6SU7	3.25
EB8CC	10.33	EY86	1.75	PY800	1.50	6AWBA	3.75	6SK7	3.50
E180F	12.05	EY500A	3.00	PY801	1.50	6B7	3.25	6SL7GT	3.00
EAB380	35.48	EZ80	1.50	QOV02-4	19.50	6B8	3.25	6SN7GT	3.00
EB91	1.50	EZ81	1.50	QOV03-10	5.00	6B46	1.50	6SS7	2.75
EBF80	1.50	EY501	3.00	QOV03-20A	15.00	6B7A	5.00	6J8A	2.25
EBF89	1.50	G232	4.00	QOV06-40A	27.50	6B6E	1.50	6V6GT	4.25
EC81	8.00	G234 MultiGE	7.50	QOV06-40A MultiGE	59.50	6B6E	2.25	6X4	3.00
EC833	4.50	G237	4.75	QOV03-12	8.00	6B46	2.00	6X5GT	1.75
EC835	4.50	KT61	7.50	R18	3.00	6B7A	3.50	12AX7A GE	2.50
EC831	1.75	KT86	15.00	R19	9.24	6B7	6.00	12BA6	7.00
EC832	1.75	KT86 GEC	30.00	SP41	6.00	6B8A	3.50	12BE6	2.50
EC833 Siemens	2.25	KT77 Gold Lion	12.00	SP61	4.00	6B87	6.00	12BH7A GE	6.50
EC835	3.50	KT88	15.00	U19	13.75	6B8E	6.00	12BY7A GE	7.00
EC838	3.50	N78	15.00	U25	2.50	6B7	1.50	12E1	17.00
EC831	8.83	OA2	3.25	U26	2.50	6B26	2.75	12HG7 12GN7	7.00
EC830	1.50	OB2	4.35	U37	9.00	6C4	1.25	30FL12	1.38
EC835	2.00	OC3	2.50	UAB380	1.25	6C6	3.50	30P4	2.50
EC842	1.50	OC3	2.50	UBF89	1.50	6CB6A	3.00	30P19	2.50
EC841	3.00	PC86	2.50	UCH42	4.00	6CD8GA	5.00	30PL13	1.80
EC840	1.50	PC88	2.50	UCH81	2.50	6CL6	3.75	30PL14	1.80
EC842	1.50	PC89	1.75	UCL82	1.75	6C37 GE	5.25	5729	70.00
EC833	3.00	PC87	1.75	UCL83	2.75	6CH6	13.00	805	45.00
EC836	1.75	PC900	1.75	UF89	2.00	6CW4	8.00	807	3.75
EF37A	5.00	PCF80	2.00	UL41	10.00	806	3.50	811A	18.33
EF39	2.75	PCF82	1.80	UL84	1.75	80C5 GE	12.00	812A	52.50
EF41	3.50	PCF86	2.50	U141	4.00	80C8B	4.75	813	85.00
EF42	4.50	PCF801	2.50	U185	2.25	8E48	3.00	8417 GE	11.50
EF50	2.50	PCF802	2.50	VR105/30	2.50	8E45	1.85	866A	35.00
EF54	5.00	PCF805	1.70	VR150/30	2.50	8F6	3.00	872A	20.00
EF55	3.50	PCF808	1.70	Z759	25.00	8GK6	3.50	951A	18.50
EF80	1.75	PCF200	3.00	Z833U	25.00	8H6	3.00	2050A GE	9.95
EF86	5.00	PC82	2.00	2D21	3.25	8HS6	3.77	5763	6.80
EF91	2.95	PC83	3.00	3B28	15.00	6J5	4.00	5814A	4.00
EF92	8.37	PC84	2.00	4C2X50B	61.00	6J8	2.00	5842	10.00
EF183	2.00	PL84	2.50	5R42Y	5.50	6J7	4.75	8080	8.00
EF184	2.00	PL86	2.50	5U4G	4.50	6J8BA GE	9.50	8146B GE	15.00
EH90	1.75	PL805	2.50	5V4G	2.50	6J6C	5.00	6550A GE	13.95
EL32	2.50	PD500	8.00	5Y3GT	3.50	6J5GC GE	11.25	6683B GE	15.95
EL33	7.50	PF200	2.50	5Z3	4.00	6K93T	2.75	6713	8.75
EL34 Mullard	10.00	PL36	2.50	5Z4GT	2.50	6K7	3.00	7025 GE	7.00
EL34 Siemens	4.50	PL81	1.75	630L2	1.75	6K8	3.00	7027A GE	12.50
EL36	2.50	PL82	1.50	6AB7	3.00	6KD6 GE	11.95	7581A GE	11.95
ELL80	25.00	PL83	1.50	6AH6	5.00	6L6G	7.50	7586	15.00
EL81	5.25	PL84	2.50	6AK5	5.99	6L6C3YL	5.00	7587	23.00
EL84	2.25	PL504	2.50	6AL5	1.50	6L6C3C Siemens	4.50	7968	8.50
EL86	2.75	PL508	5.50	6AM6	6.02	6L6GC GE	5.00	8089 GE	11.50
EL91	7.39	PL509	6.00	6AN5	4.75	6L7	2.50	8417 GE	11.50
EL95	2.00	PL519	8.00	6AN8A	4.50	6LQ6	8.50		
EL360	18.50	PL802	6.00	6A25	3.25	807	4.75		
EMK4	8.50	PY33	2.80	6ARS	25.00	8RH8BK6N8	10.00		
		PY81	1.50	6AS6	6.86				

Tel. 01-684 1166



Prices excluding VAT add 15%

Open daily to callers: Mon-Fri 9am-4pm - Closed Saturday

Valves, Tubes and Transistors. Over 6000 types available from stock.

Terms C.W.O. and Visa Cards accepted. Orders despatched by return.

Quotations for any types not listed S.A.E. Post and packing £1.00 per order + VAT

Fax: 01-684 3056

Telex 946708

COMMUNICATION CENTRE OF THE NORTH

The largest range of communications equipment available in the North. Full range of receivers, transceivers, antennas, power supplies, meters. Ali tubing - wall brackets - rotators - insulators.

FULL KENWOOD RANGE IN STOCK.

BUTTERNUT		
HF2V 40-80m vertical	£142.00	
20 MKR 20m add on kit	£33.49	
HF6VX 6 band vertical	£167.00	
TBR160S 160m Add on kit	£53.99	
HF4B Triband Mini Beam	£235.00	
NEW R5 5 Band Vertical	£259.00	
CUSHCRAFT		
A3 3 element Tribander	£329.00	
A4 4 element Tribander	£353.00	
10-3CD 3 element 10m	£115.00	
15-3CD 3 element 15m	£139.75	
20-3CD 3 element 20m	£238.00	
AP8 8 band 25ft vertical	£164.00	
AV5 5 band 25ft vertical	£123.00	
18 element 2m Boomer	£106.00	
15 element 2m Boomer	£98.95	
ANTENNA TUNERS		
Kenwood AT230	£208.00	
MFJ 962B 1.5k Tuner	£241.00	
MFJ 949C 300W Versatuner	£157.00	
MFJ 941D watt Basic	£105.00	
MFJ 1601 Random Wire Tuner	£42.02	
Kenwood AT250 Automatic	£366.00	
TEN TEC "254" 200 Watt Antenna Tuner	£150.00	
NEW MODEL		
HF25 GENERAL COVERAGE RECEIVER	£395.00	
A FULL RANGE OF RECEIVERS FOR AIR-BAND - MARINE - SHORT WAVE - AVAILABLE		
GSRV full size £16.50 half size £16.00. Full range of Antenna - Accessories plus full range of VHF - UHF - HF mobile Antennas. Alpha HF Linears now available.		

Full range of RSGB and ARRL publications in stock. Part Exchanges welcome. Second hand lists daily. Send S.A.E. for details of any equipment. HP terms. Access/Barclaycard facilities. Open 6 days a week. 24 Hour Mail Order Service. Goods normally despatched by return of post. POSTAGE-CARRIAGE EXTRA AT COST

FULL TEN-TEC RANGE NOW AVAILABLE
"Paragon", "Corsair", "Argosy", "Century", "Omni V" plus all accessories

Phone 0942-676790.

STEPHENS JAMES LTD.
47 WARRINGTON ROAD,
LEIGH, LANCs. WN7 3EA.

Back-Scatter

QTH Locator Squares Table

Station	50	70	144	430	1296	Total
GJ4ICD	3440	—	263	119	59	785
G3IMV	94	—	429	124	48	695
G6HKM	187	—	217	109	46	559
G4KUX	—	—	372	120	—	492
G3UVR	—	—	257	140	83	480
G1KDF	140	—	180	102	37	459
G4RGK	—	—	284	124	50	458
G3XDY	—	—	206	148	91	445
G0DAZ	—	—	277	128	27	432
G4DEZ	55	—	249	49	49	402
G3JXN	—	—	179	134	87	400
G6DER	—	22	183	110	78	393
G0LBK	—	—	257	89	46	392
G8HTL	79	19	185	93	14	390
G1EZF	—	—	263	93	—	388
G4XEN	—	—	274	111	—	385
G4MUT	82	22	153	93	31	381
G1SWH	143	25	149	53	—	370
G1LSB	44	—	172	143	—	359
G0EVT	88	—	209	57	—	354
ON1CAK	—	—	277	53	7	337
G4RRA	—	—	255	80	—	335
G3COJ	—	—	186	103	44	333
G4SSO	—	—	229	93	—	322
G4FRE	—	—	102	146	72	320
G1DWQ	171	—	142	—	—	313
ON1CDQ	—	—	251	54	7	312
G4TIF	—	—	200	110	—	310
G4DHF	—	—	307	—	—	307
G1EGC	—	—	198	80	23	302
G8HHI	—	—	148	110	38	296
G8PNN	—	—	129	99	64	292
G6MGL	—	—	141	89	59	289
G4NBS	—	—	119	105	63	287
DL8FBD	—	—	280	—	—	280
G8ATK	—	—	143	91	45	279
GW6VZW	118	—	143	6	—	279
G4PCS	—	—	258	3	—	261
G4ZTR	58	26	97	50	30	261
G1GEY	—	—	168	77	11	256
G3NAQ	—	—	175	80	—	255
G8PYP	118	—	105	31	—	254
G6STI	—	—	152	89	24	245
G6DZH	—	—	154	87	—	241
G3FPK	—	—	241	—	—	241
G4IGO	—	—	238	—	—	238
G0EHV	—	—	160	75	—	235
GM4CXP	—	—	198	31	—	229
E15FK	—	—	172	56	—	228
G1SMD	115	—	106	—	—	221
G4MEJ	—	—	213	—	—	213
G8LFB	—	—	209	—	—	209
GW4FRX	—	—	204	—	—	204
G8MKD	—	—	150	49	—	199
GJ6TMM	—	—	151	48	—	199
G4YCD	—	—	197	—	—	197
G11JUS	—	—	192	—	—	192
G4DOL	—	—	186	—	—	186
G1DOX	54	26	73	16	8	177
G6DZH	—	—	156	—	—	156
G7ANV	—	—	153	—	—	153
G6MXL	—	—	91	45	16	152
G4FVK	—	—	78	49	21	148
G4AGQ	—	—	104	42	1	147
G8XTJ	29	—	116	—	—	145
G0FYD	1	—	142	1	—	144
G6MEN	41	2	63	26	4	136
GW1MVL	—	—	109	22	—	131
G1WPF	—	—	97	29	—	126
G0FEH	—	—	101	24	—	125
G0ISW	45	—	59	17	—	121
G11MM	—	—	98	17	—	115
G7CFK	109	—	—	—	—	109
G1CEI	11	—	77	18	—	106
GW1MVL	—	—	106	—	—	106
GMOHBK	—	—	107	—	—	107
G14OWA	—	—	103	—	—	103
GM0GDL	—	—	81	22	—	103
G7CLY	—	—	100	2	—	102
G1TCH	—	—	95	6	—	101
G1SWH	—	—	148	53	—	101
G7ENF	—	—	70	19	—	89
G4WHZ	—	—	76	—	7	83
G0GTF	76	—	—	—	—	76
G0HEE	—	—	73	—	—	73
GU4HUY	—	—	73	—	—	73
G1NWB	—	—	73	—	—	73
G0HDZ	—	—	64	—	—	64
GM12VJ	6	—	48	—	—	54
GM0JOL	—	—	47	—	—	47
G2DHY	—	—	33	7	2	42
G7AHQ	—	—	34	—	—	34

No satellite or repeater QSOs
Starting date 1 January 1975

heard 5 minutes later, peaking at S5. From 1515UTC, contacts were then made with ZS6WB, ZR6A and ZS3E. At 1818UTC, Geoff worked OE6AHD, for a first GJ-OE contact, presumably via Sporadic-E. The Southern African t.e.p. opening continued with the ZS3VHF beacon being copied for over an hour, disappearing at 1900UTC. Meteor scatter propagation courtesy of some unidentified minor stream was prevalent on February 4.

During the morning, contacts were made with SM7FJE, OE6AHD (twice), PA2VST and PA3BFM. In a late afternoon t.e.p. opening, at 1633UTC, 9L1SL was worked for another GJ first. This was J52US operating the Sierra Leone club station. More on him later. Auroral propagation was detected in the early evening, from 1800UTC, giving contacts with GM3WOJ and GM0GEI. Perhaps by now you are beginning to believe what I said about the Channel Islands being a unique location! Sporadic meteors, on February 5, allowed OZ3ZW to be worked at 1530UTC. Staying with this mode, Geoff worked his 80th country on the band when HB9CRQ (JN47) was contacted at 2320UTC on February 8. TEP openings continued to be prevalent during many afternoons but pressure of work did not allow full use to be made of them. 9L1US (ex-J52US) was heard for over an hour, from 1600UTC, on February 17, at S9+. This opening to the south was followed by an auroral opening to the north with a number of stations being heard.

All was quiet during the next day, apart from a brief scatter opening in the afternoon, in which OZ4VV was worked. Geoff comments that he seems to have a very good path to OZ, HB9 and OE. Signals are consistently heard at very good strengths, with Dan HB9CRQ being copied nearly every evening from around 2300UTC. In a t.e.p. opening, at 1330UTC, on February 21, TR8CA was heard operating on 50.115MHz. He also has a beacon running on 50.091MHz, not good news, as 9L1US is also operating a beacon on the same frequency. Locator square No 344 was worked on February 22, when ON4PS replied to a CQ DX call! More t.e.p. openings continued to be heard. The 9L1US beacon was heard at 1120UTC, on February 23, followed 30 minutes later by reception of the ZD8VHF beacon on Ascension Island. Propagation was very interesting on February 25. The band was open, at 0945UTC to 9L1US who was putting in a tremendously strong signal. Whilst beaming in a southerly direction many French stations were worked via backscatter.

At 1022UTC, SV10E was worked via the same mode. The FY7THF beacon in French Guiana was heard at 1035UTC, again on the non great-circle path, via backscatter, as was the Portuguese beacon CT0VWV. Contact was made on s.s.b. with TR8CA at 1105UTC and immediately afterwards both the TR8CA and 9L1US beacons were heard co-channel on 50.091MHz. From mid-day the ZS3VHF beacon became audible and the FY7THF beacon started to come in on the correct beam-heading. Contacts were then made

with ZS3DM, at 1240UTC, and with 9L1US, at 1310UTC. He had been heard calling cq for some time but with no replies. The 9L1US beacon was still being copied at 1400UTC. Geoff hears this beacon every day, between 0900 to 1400UTC. In the early morning it is very strong with no flutter but around 1200UTC the propagation mode appears to change and the note of the beacon sounds quite echoey, very much like a multi-path signal. This change takes place within 20 minutes but the signals are never lost. Geoff wonders whether this other mode is pure t.e.p. or is it another form of propagation?

Various openings were recorded throughout the month, mainly restricted to the Southern African continent but on February 28 the real DX returned. At 0930UTC the band opened up to Australia with VK6YU being heard weakly. As the opening progressed signals became stronger allowing contacts to be made with VK6HK, VK6ZKO, VK6KXW and VK6ZFY. The signals from VK6HK were very strong, S9+. A very weak VK8 station was heard but not worked. Adrian ZC4MK was worked via backscatter at 1020UTC after the Australian stations had faded out. The FY7THF, 9L1US and GB3SIX beacons then became audible, all via backscatter. Certainly a very interesting month from Geoff's point of view but very frustrating for the rest of the UK operators on the mainland. Our turn will come soon.

As mentioned in the report from GJ4ICD, **Dave Heil K8MN** (ex-J52US) is now on the air from Sierra Leone. Whilst waiting for his permanent call, **9L1US**, he operated from the club station 9L1SL for a few weeks. Dave will be in 9L for 2 years and plans to activate other African countries such as Guinea (3X), Mali (TZ) and Burkina Faso (XT) whilst on his tour of duty. Dave asks that stations working him on 50MHz do so in "contest style" so that more stations will have a chance to work him. He also requests that stations work him only once unless he is getting no takers while calling CQ. He runs about 60 watts output so stations should only call him if they are hearing him well enough for a quick contact. When operating as J52US, stations continually called when conditions were marginal and this practice resulted in the loss of many contacts. Dave generally prefers to operate c.w. around 50.091MHz. QSL cards go via his manager, **Kenneth Schepher WA8JOC**, 5875 Cedaridge Drive, Cincinnati, Ohio 45247, USA.

The 70MHz Band

From *QSB The Newsletter for Four Metres*, edited by **Roger Banks G4WND**, comes news of what may prove to be the first two-way s.s.t.v. contact on the band. **Geoff Gray G3NAQ** worked G1LXI for over two hours, exchanging pictures both ways. Geoff was using all home constructed equipment, apart from the camera and TS820S, whilst Ralph G1LXI used all commercial gear including a Robot 1200 scan converter.

Eamonn Phelan EI9GO located in Waterford, County Cork is now active on

144MHz QRB Table

Distance in kilometres

Station	Tropo	Aurora	Meteors	Sporadic-E
G0CUZ	2943	1758	1996	2943
G0DAZ	1251	876	2026	2249
G0DKM	2811	1488	—	2203
G0EVT	3080	1640	1808	3080
G0FYD	1315	1624	—	2019
G0ISW	1059	566	—	2057
G0LBK	3060	1755	1876	2350
G1DWQ	1454	1812	—	1836
G1EZF	1730	1757	1920	2375
G1KDF	3023	1421	—	2386
G1LSB	1319	733	1732	2723
G1SWH	3035	1429	—	2372
G3FPK	1835	1886	—	2337
G3LTF	1824	1846	2021	2174
G3SEK	1560	1681	1872	2154
G4ASR	2848	2029	2107	2853
G4DHF	1498	1530	2000	2448
G4JCC	1334	1158	1018	2173
G4MUT	1163	684	1533	2068
G4RGK	1466	1757	1920	2375
G4VXE	2862	1446	1501	2880
G4YTL	1404	1774	2025	2172
G4ZTR	935	1535	—	1978
G6DER	1834	997	1957	2068
G6DZH	2924	711	—	2733
G6HCV	2880	1450	1912	2880
G6HKM	1304	1555	—	2265
G6LEU	2620	910	—	2430
G8HHI	1742	—	—	2058
G8JDX	2667	1368	—	2663
G8LHT	3070	1780	1868	2510
G8MFJ	1209	1210	1329	2168
G8PYP	1083	1451	—	2318
G04XTT	3053	—	—	1700
G11JUS	3067	1614	1507	2216
G1BYD	1216	1809	1901	2562
GJ4ICD	1620	1100	2050	2090
GM4CXP	1428	1750	2100	2023
GM4YXI	3160	1881	2048	2513
GW6VZW	2830	1473	—	2236
ON1CAK	1420	1166	1948	2725
ON1CDQ	1420	1166	1948	2124

Annual c.w. ladder

Station	50	70	144	430	Points
G4ASR	7	—	46	—	53
G4OUT	—	2	49	—	51

Number of different stations worked since 1 January 1990

the band. He is running a Microwave Modules transverter and Yagi antenna.

Victor Mitchell G14ONL passes on the information that he regularly leaves a beacon running from his shack between 70.190 to 70.195MHz, so it may be worth beaming in his direction from time to time.

Ian Kyle G1BAYZ is also active on the band. Although he has a poor take-off into the UK, virtually ruling out tropo contacts, Ian can usually be found whenever there is a sniff of an aurora.

Another station that is normally heard via aurora is **Tony Ritchie GM3WYL** (IO75). He has been operating with an indoor HB9CV antenna but will shortly be putting a 4-element Yagi on the mast.

The 144MHz Band

Although tropo conditions were virtually non-existent during February there were a number of minor auroral openings to liven up the band.

John Lincoln GM0JOL reports a good event on January 30, collecting a new square, IO95, when G1RST was worked. Contacts were also made with DL, LA, GM and G. John describes the recent winds in the north as being normal for the time of the year, with only one director being lost from the antennas.

Back-Scatter

Staying in the wind-swept north, comes a rebuke from **Peter Bates GM4BYF**. He mentions the aurora on December 1 which I had described previously as 'not very spectacular'. Peter didn't think so either, having worked a string of PA stations, but at 2032UTC he was called by **RB5CCO**, both stations exchanging reports of 55A. Peter was surprised when the Ukrainian station gave his locator as KN59XG, putting the contact at 2450km.

The signals were definitely auroral, rather than auroral-E, so either the event was not well reported or there was some other mode involved. I think that this only proves that when an aurora is being described it relates only to the geographical location of the reporter! Peter wonders if anyone else heard RB5CCO or could confirm his location. My listing of USSR v.h.f. operators, based on information from RB5AL and UA6LU, certainly confirms RB5CCO as being in KN59. He is also quite well known as a 144MHz DXer, mainly cropping up in UK log books during the Sporadic-E season.

He can usually be found on the v.h.f. net around 14.345MHz and if Peter were to call on this frequency during the weekends he should unearth the Ukrainian operator. GM4BYF also reports on other auroras which occurred last year. In an event on October 20, contacts between 1850 to 1913UTC, were made with OE3XUA (JN77), OL6BZR/P (JN89), SP6BST (JO81) and Y22ME (JO72). Auroral conditions continued during the following day, from 1245 to 2131UTC, although the contacts were not quite as noteworthy as the previous evening. Another event, during the evening of November 17, allowed contacts with F6DCD (JN38), HB9QQ (JN47) and OK2DW/P (JN99). During this session, Auroral-E contacts were made on 50MHz, at 1822UTC with OH3EX (KP22) and at 2143UTC with OH5NQ (KP30).

I didn't have much success in the recent auroras as the antenna direction was literally at the whim of the prevailing winds. Around 1800UTC, on February 1, contacts were only made with GM0CLN/P and GM0GTU. It was marginally better on February 4, when contacts were made with GM4JJJ, SM5DCX (JO89) and SM6DWF (JO57) before the wind changed direction!

John Lemay G4ZTR (ESX) mentions the storm damage affecting nearby property but reports that his modest antennas consisting of two stacked 9-element Yagis survived the onslaught. The aurora on January 30, produced a new county for John when GM0CLN/P was worked. Contacts during February included GM4JJJ in the aurora on the 1st and GM4IPK & GI4OWA for a new county, in the event on the 4th.

provide auroral propagation to Northern Scotland. Anything over this figure is a bonus and can give some very good results, especially if using c.w.

Ian Wright GW1MVL (CWD) remarks that conditions during February reached an all time low. Very few contacts were made via tropo the best being GW4ZQV (GWT) and GW8ELR (DFD) on February 1. During the Girl Guides Thinking Day on the Air, Ian operated on 144MHz s.b. with the callsign GB1CPG. Despite the inclement weather ten other special event stations were contacted. Other activities in the month included operating mobile, with Ron G10IB, from various WAB areas in Clwyd, Cheshire and Shropshire. The operation started off with an 8-element Yagi but due to the high winds an HB9CV antenna was used instead.

The 430MHz Band

Ian GW1MVL made a quick 30 minute excursion to the band on February 4 to work G7DDT, GW1ATZ (CWD), G30LX (SRV) and G4JLG (MCH) in the 430MHz contest.

In the last two columns I have mentioned the e.m.e. planning software compiled by **Doug McArthur VK3UM**. Doug has written to give details of his involvement in 430MHz e.m.e. He has recently rebuilt his 24 Yagi array using a modified DL6WU design with open wire feeders. The use of this type of feed system reduces the losses and hence the antenna noise temperature so important for e.m.e. work. Doug is also planning to combine 2 amplifiers together to increase the transmit power by another 3dB.

Another station active on 430MHz e.m.e. is **Peter Blair G3LTF**. During the month of June, he will be celebrating the 26th anniversary of his first e.m.e. contact! Peter always strives to get the utmost performance out of his system. He is considering expanding his dish from 6 to 7m and is rebuilding the 430MHz feed and reducing his interconnecting cables to get rid of the last bit of ohmic losses.

The Microwave Bands

News has reached me of a 10GHz e.m.e. contact, after several unsuccessful attempts, between **Allen Katz K2UYH** and **Jim WA7CJO**. The antenna system at K2UYH consisted of a 3m glass fibre t.v.r.o. dish, illuminated with a Cassegrain feed

using an approximate hyperbolic sub-reflector and a dual mode horn developed by W2IMU and K2TKN from standard plumbing hardware. The horn was attached to a length of 7/8 copper pipe which passed through the centre of the dish and supported the horn and sub-reflector, as well as functioning as waveguide for the horn. At the rear of the dish the copper pipe was tapered to fit a standard rectangular 10GHz waveguide flange. This was connected to an X-Band waveguide switch to enable either the transmit or receive paths to be connected. The r.f. equipment consisted of an SSB Electronics 10GHz transverter driving a Hughes travelling wave tube giving 37W output. A dish mounted, GaAsF.e.t. low noise amplifier was connected through a bandpass filter into a 2-stage WB5LUA type preamplifier, using AFT10135s, into the 10GHz transverter.

The dish was mounted on a simple tripod and used visual sighting of the moon with the aid of a bore sight tube. This works ok providing there are no clouds obscuring the moon. Unfortunately the first two schedules had to be abandoned because of poor visibility. At the beginning of the third schedule nothing was heard from WA7CJO. This was a bit worrying as Jim was running a 300W amplifier and should have been quite readable. It was then decided to check steering accuracy by looking for moon noise with a wideband receiver. It was quickly discovered that the bore sighting tube had slightly moved and the dish was a few degrees off track. Once the dish had been properly aligned on the moon the signal from WA7CJO was copied immediately. Using 5 minute transmit/receive periods, the contact was completed in less than 30 minutes. The signal from WA7CJO had a strong auroral quality, 44A, with a little hint of pure tone and was not very difficult to copy. Future plans at K2UYH, include improving the receive system by using a h.e.m.t. preamplifier and getting a new 5m dish installed.

VHF Mobile

Graham Rogers VK6RO reports that on February 13 he worked from his mobile station, JA0BBE on 50MHz. Maybe nothing remarkable about that but this QSO notched up Graham's 1000th contact with Japan from the car. Graham runs a TS-680S giving 10W output to a quarter wavelength vertical antenna. The first QSO with Japan,

over a path length in excess of 8000km, was made during October 1979, whilst mobile with 2.5W output. Various modes, a.m. f.m. s.s.b. and c.w. have been used during the past 11 years to work 1000 JA contacts but all were made whilst mobile. I wonder if that type of feat could be emulated in the UK if we were to be granted permission to operate mobile?

VHF News

Last month I said that there were now 29 DXCC countries in Europe available on 50MHz. A number have written in to query this. The available countries in Europe are as follows, but please note that some of them have no resident 50MHz operators. In total I now make it no less than 31 DXCC countries which are CT, CU2, EI, F, G, GD, GI, GJ, GM, GU, GW, HB9, JW, JX, LA, LX, OE, OH, OH0, OJ0, ON, OY, OZ, PA, SM, SV, TF, T77, ZB2, 4U1 and 9H. I have not counted the various operations from C30, DL, EA, I and TK that have taken place in the last few years as some, if not all, are distinctly illegal.

The RSGB VHF National Convention will take place on Saturday May 12 and not on the 13th as unfortunately was incorrectly advised to the various magazines. The venue for the one day exhibition and lecture programme is Sandown Racecourse, Esher. The convention, organised by members of the RSGB VHF Committee, opens at 10.30am. A comprehensive trade exhibition will last until the close of play, at 6pm. A detailed lecture programme will commence from 2.15pm. Subjects include Transverter optimisation, DX and the Solar Cycle, Amateur Satellites, Laser Communications and Microwave Construction. There will also be forums by the VHF Contests Committee, Microwave Committee and the Morse Test Group. Annual General Meetings of the UK Six Metre Group and the Remote Imaging Group will also be held in the Conference Centre. Most of the RSGB Specialist Committees and the Spectrum Managers will be in attendance. I will be willing to accept bands reports, letters, table entries, etc at the convention. You will find me on the VHF Committee stand on the upper floor. *Practical Wireless* will also be in attendance. You can find them in the main trade exhibition. A reminder of the date again, Saturday May 12. It is on the same day as the FA Cup Final. Come on the Reds!

Jo LA1BEA has provided details of the annual Nordic v.h.f./u.h.f. meeting taking place in Geilo, Norway during the weekend of June 8-10. Participants in previous years have included enthusiasts from the UK and many other European countries. The Akademisk Radioklubb LA1K are responsible for the technical arrangements whilst Leif LA9BM is co-ordinating the accommodation, localities and food. In addition to social activities there will be facilities for measurement of 430 and 1296MHz antennas, noise figure measurements and a flea market. Lectures include Microwave technologies, air cooling of amplifiers, Aurora/Auroral-E and 50MHz. Accommodation is available for

CONFIRMING QSO TWO WAY

VK6 RO/M

AX6 RO VI6 RO
VK6R EXPERIMENTAL LICENCE

TO JA0BBE
DATE 13 FEB 1990
R 5 S 9 T
TIME 0609 UT
BAND 6M FREQ 50.115MHz
QTH
RIG TS680S 10W
ANT 1/4 WAVE VERTICAL



TKS QSO PSE/DX QSL SSB X

1000th MOBILE CONTACT TO JAPAN ON 6 METRES

Graham Rogers
22 Grace St, FERNDALE 6155, WESTERN AUSTRALIA

VK6RO/M QSL card to JA0BBE

Back-Scatter

230 persons in cabins and apartments on-site. On the Saturday evening there will be a Ham-dinner, with seating for nearly 200 people. Contact me if you want further details. See you there?

Beacon and Repeater News

Terry Cooper G4XOP, Secretary of the Mid Cornwall Beacon and Repeater Group reports that all GB3CTC beacons are off the air and that it will be some considerable time before they are re-activated. The storms during late January caused the roof of the beacon building to be completely blown off causing much damage. The group are awaiting repairs to the building and suspect that all feeder cables may require checking. If you want further information you can telephone G4XOP on (0726) 63048.

Meteor Showers

During the next few weeks there are a number of useful meteor showers which can be utilised to increase your country or squares totals. The following data will help you determine in which direction to beam at specific times and when the shower will not be visible.

The Lyrids shower, between April 18-25 will have maximum activity on April 21. Between 0100-0300 beam s.w. or n.e., 0300-0600 beam west or east, 0600-0700 beam n.w. or s.e., 0700-0900 beam north or south. This shower is below the horizon from 1300-0100UTC and therefore is not workable between these times.

The Eta Aquarids shower runs between April 21 to May 12 with maximum activity occurring on May 5. This is a very complex stream and predicting the precise peak is very difficult. Between 0300-0500 beam s.w. or n.e., 0500-0900 beam west or east, 0900-1100 beam n.w. or s.e. This shower does not produce results on a northerly or southerly beam-heading. The shower is below the horizon between 1600-0300UTC.

The Piscids shower occurs between May 5-10, peaking on May 6. Between 0400-0500 beam north or south, 0600-0800 beam s.w. or n.e., 0800-1200 beam west or east, 1200-1400 beam n.w. or s.e. The shower is below the horizon between 1700-0400UTC.

The Nu Piscids shower runs between May 6-14 peaking on May 8. Beam-headings and times are very similar to the Piscids shower, occurring one hour earlier. The shower is below the horizon between 1600-0300UTC.

Expeditions

Andy Adams GW0KZG/MM has sent me further news regarding his North Sea Wet Squares activity. Although the Royal Research Ship *Challenger* was scheduled to leave Barry, South Wales on February 26, the ship was delayed for two days by the bad weather. Andy should have started the first leg of the North Sea cruise, leaving Dundee, on April 3. RRS *Challenger* was then scheduled to sail eastwards towards Denmark and then sail in a northerly direction following the Norwegian coast up as far as Stavanger. The track then continues in a south-westerly direction to Aberdeen, north to the Orkney Islands, around the Faroe Islands, across to Bergen, Norway and then sail in a southerly direction to arrive in Den Helder, Holland on April 17. The second leg of the journey will commence on April 18 and includes the area covered by locator squares J000, 01, 02, 03, 04, 11, 12, 13, 14, 21, 22, 23, 24, 33, 34, 44 to arrive in Great Yarmouth on May 3. I can supply, on receipt of a stamped addressed envelope, the latest cruise track giving details of North Sea activities between April 3 to May 3.

A 50MHz permit has been issued for two frequencies, 50.105 and 50.110MHz, for use by the communications team accompanying the Anglo/Soviet North Pole Expedition. The UK communications officers will be Lawrence GM4DMA and

Morag Howells GM0MUV. Other operators will be Leonid Labutin UA3CR and Dimitri Shparo UA3AJH. In addition to the commercial side of the operation the team will be active on most amateur bands, including 50MHz. This is the first permit to be issued for use in the USSR, and it is expected that permission will also be granted to use the call signs GB4MSS/UA0 from the main base camp (NQ59CN) and GB4ICE/UA0 from the forward base camp, located at 86 degrees north. Base camp will be operational from 1.8 through to 50MHz and via Oscar 10/13 and RS10/11. For 50MHz operation an FT-690, 100W amplifier and a 4-element Yagi will be used. The liaison frequency, 28.885MHz, will also be monitored. The base camp became active during the first week of March and is expected to remain for approximately 2 months. A special QSL card will be available via Ian Crockford GM1AUZ. The card will contain information about the expedition and the fund raising for the Multiple Sclerosis Society.

A group of amateurs, including G1SVWW, are now operating from the Island of Harris, Outer Hebrides (IO67MX), for 2 weeks until April 21. Operation is on 50MHz, 144MHz and h.f. They are running 100W e.r.p. on 50MHz from a 5-element Yagi, whilst on 144MHz the equipment consists of a 100W amplifier into a 9-element Yagi.

Operators of the 50MHz band wanting to work the Island of Herm should listen out for GB2HI operational between May 1-8. The team, consisting of members of the Northants Expedition Group, will include G5LP, G4TTX, G4VID, G0AGE, G0EKD and G0HBA. Please note that QSL cards should NOT be sent to the GU bureau.

A joint American/Russian expedition will operate from the Kaukasian mountain from May 20. They will use the call signs 4J6X on h.f. and 144MHz from locator LN13. The group will also be active on c.w. meteor scatter.

A note from **Nigel Wilson G4VWZ**

gives prior notification of the Derbyshire Hills Contest Group expedition to the Republic of Ireland, between August 5 to 16. Using the callsign EI2VPX/P they will be active from IO61DW on 70, 144, 430 and 1296MHz. Further details nearer the date.

QRZ Contest!

The Scandinavian activity contests, mentioned in last month's column, will be run on the following dates. Microwave activity on May 1, 144MHz on May 3 and 430MHz activity on May 7.

Operators with u.h.f. and microwave capabilities may care to note that two contests catering for their needs will be run concurrently on May 5-6. In addition to the 430MHz Trophy contest, the 430MHz to 24GHz multi-band contest will also be run.

Two weeks later, May 19-20, 144MHz operators get their chance, in a contest lasting 24 hours. There will be two sections, for single operator and all other classes.

The adjudicator of the PW 144MHz QRP Contest, Neill Taylor G4HLX, has reminded me that this year's event will be run between 0900 to 1700UTC on Sunday June 17. Transmitter output power will be limited to 3W as usual. Full contest rules will be published in due course.

Help Required

David Law G0LBK has heard about a 144MHz 9-element Yagi on a 4M boom, designed by OZ5HF, but does not know the source of any published information. If you have any knowledge of this antenna then please pass it on.

Deadlines

With the possibility of improving conditions on the v.h.f. bands I am expecting a bumper mailbag. Please send your letters to me to arrive by April 30. The other two deadlines are May 28 and June 25.

The review for this month is the new terminal unit from Johnny Melvin G3LIV. Johnny has gained a good reputation for producing effective terminal units over a number of years, so it was with great interest that I took delivery of the latest model.

G3LIV Data Compact

As the name implies, one of the striking features of this new unit is its small physical size which measured 153 x 93 x 38mm. The styling was very neat and simple and complimented the BBC computer, for which it was primarily designed, very well. Although it is most likely to be used with the BBC, there is no reason why it cannot be used with any computer that uses a t.t.l. data interface. One advantage of designing

a terminal unit around the BBC computer is that the connections can be simplified, which is a boon to the newcomer and gives the station a much neater appearance.

With the G3LIV unit all connections to the computer, including the power, were carried on a twenty way ribbon cable which linked the user port on the BBC to the

twenty way i.d.c. connector on the rear of the terminal unit. An extra bonus with this system was that the power for the terminal unit was also supplied via this connection. The connections to the transceiver comprised the p.t.t., audio in and audio out. These were carried on a pair of jack sockets on the rear panel - one 2.5mm

mono for p.t.t. line and a 3.5mm stereo jack for audio in and audio out. One point to note here is that the unit as standard does not include its own transmit tone oscillator, but relies on the tones generated within the computer, under control of the RTTY software package, such as the programs from G3WHO and G4BMK.

However, if you need a transmit tone generator, G3LIV can supply an optional plug-in board with this facility which fits where the AMTOR clock and timing board normally sits. The front panel layout was very straight forward with just three push buttons and five l.e.d.s. One of these buttons acted as a power switch, whilst the other two controlled the shift options. In addition to the normal amateur shift of 170Hz, a 425Hz shift could be selected. This will be of particular interest to those

Back-Scatter

RTTY

Reports to
Mike Richards G4WNC
200 Christchurch Road,
Ringwood, Hants BH24 3AS

Back-Scatter

keen on utility monitoring, as 425Hz is probably the most common shift for commercial RTTY transmissions. The other button on the front panel provided the facility to invert the data, which is again essential as it is quite common to find a mixture of erect and inverted signals on the bands these days. Three of the five l.e.d.s were used to indicate power, transmit and receive, whilst the remaining two were used as a simple tuning indicator.

The system employed was quite basic in that one l.e.d. was used to indicate the presence of a mark tone whilst the other dealt with a space. Despite its simplicity many users find the twin l.e.d.s to be a very effective tuning system. The standard of construction was very good with all components mounted on a glass fibre p.c.b. which fitted neatly into the plastics case.


Moving on to the demodulation technique, there are a number of design options available and the one chosen for this unit was the two tone filter type. This type of unit employs a limiter and two band-pass filters at the front end - one tuned to the mark frequency and the other to the space frequency. The number of filters cascaded varies from design to design but the most common is two op-amps per filter. The output of each filter is then combined using an op-amp chopper which, with a 5V supply rail produces a t.t.l. compatible output.

The -5V rail for the op-amps is internally generated using a 7660 integrated circuit, so the only external supply needed is +5V. From past experience this type of terminal unit is particularly effective for h.f. operation where conditions can be very difficult. Users of the G3WHO and G4BMK software packages will of course be aware that these programs require the provision of a 1kHz clock external to the BBC and an optional timing board for AMTOR operation. This has been catered for in the Data Compact by means of an additional p.c.b. which plugs into the motherboard. This provides the 1kHz clock and enables the timing adjustment.

There was one other plug-in p.c.b. available and this comprised a pre-limiter audio filter unit. This reduces out-of-band interference and improves the overall operation of the terminal unit when operating under poor conditions. With all these facilities built-in the final result was a very neat installation - ideal for the amateur who either needs or enjoys a neat station. Incidentally these additional boards were all supplied ready assembled.

Air Tests

I installed the G3LIV Data Compact in the shack, connecting it between my BBC B and Icom IC-720A transceiver. The interfacing with the BBC B was simplicity itself, requiring the construction of just one ribbon cable with standard 20 way i.d.c. connectors at each end. The radio side of the terminal unit was also very simple to interface and I chose to use a.f.s.k. employing the tones generated within the BBC. However I normally operate using true f.s.k. and this is also easily



The G3LIV Data Compact

supported, providing of course your transceiver has the facility.

Although I used the terminal to make contacts on both RTTY and AMTOR, it's really the receive side that is under test. I must say I was very pleased with the results, all strong signals were handled with, as expected, no difficulties at all. Signals that were close to the noise floor also copied well, even in the presence of some selective fading. Performance in amongst the QRM was also good and the unit was at least on a par with many other terminal units of this type.

Summary

The Data Compact from G3LIV performed very well throughout the review period, living-up well to the high quality of previous terminal units from this source. If you own a BBC B and are looking for a terminal unit this must be one of the front runners both in terms of performance and neat appearance. The cased basic unit for RTTY is available at a fully inclusive price of £59.00. If you need the optional boards they are priced at £12.50 for the AMTOR/timing board and £10.00 for the pre-limiter audio filter, both prices again fully inclusive. The contact address is **Mr J. Melvin G3LIV, 2 Salters Court, Gosforth, Newcastle, Tyne and Wear NE3 5BH.** My thanks to Johnny for the loan of the review model.

Spectrum Software

Some good news for Spectrum computer owners - J & P Electronics are launching an e.p.r.o.m. loader for this computer at Spring RSGB Rally at the N.E.C. Birmingham. One of the common moans from Spectrum users is the time it takes to load software from tape, well J & P now have an answer to this in the form of their new e.p.r.o.m. loader. This unit can be set-up with up to four programs from the J & P range, any of which can be loaded in a matter of seconds as opposed to lengthy wait associated with tape loading. As an additional bonus the unit can be supplied with the hardware associated with the program built in. For example the top of the range unit will include the FAX hardware and audio filters with a.g.c. So not only do

you get faster load times but a neater station as well!

The Spectrum models supported at present are as follows: Spectrum, Spectrum Plus, Spectrum 128 and Spectrum 128 + 2. Users of other Spectrum models have not been forgotten and work is still in progress on these units. The prices have yet to be finalised, but a basic receive only unit with one program installed is likely to be around £47.50 while the top of the range with FAX, RTTY, SSTV and Morse software complete with all hardware will be less than £200.00. So if you're interested why not visit: the NEC or write direct to **J & P Electronics, Unit 45, Meadowmill Est., Dixon St., Kidderminster DY10 1HH.**

Commodore Radio User Group

I have just received the latest news letter from this active group. It would seem that Simon Lewis GM4PLM and his wife Lyn are doing a sterling job against all the odds. What this really comes down to is that they need some help, in the form of Commodore users who are prepared to make a contribution to the running of a lively user group. At present the club provides specialist support to Commodore users with their activities specialising in radio items. They have a very good range of C-64 software on disk (seventeen disks at the last count) and even provide very valuable support to the older machines. They even have e.p.r.o.m. based RTTY and AMTOR software for the Commodore PET 3000 and 4000 series machines. For more information on the group and how you can help please send a s.a.e. to **Simon Lewis, Commodore Radio Users Group, 66 Camperdown Court, Helensburgh, Strathclyde G84 9HJ.**

BARTG Changes

Regular readers will remember that I recently announced that Pat and John Beedie were stepping down from the job of membership secretary for BARTG and that G6TZF would be taking over. Sadly ill-health has hit G6TZF's family and she has had to pull out. So I hope that situation improves quickly and I'm sure all readers wish her well. The new arrangements are that Pat and John take the membership

secretary job back until the BARTG A.G.M. in November. So to summarise, all membership and general enquiries about BARTG should be directed to: **Pat & John Beedie, Ffynnonlas, Salem, Llandeilo, Dyfed SA19 7NP, Phone (0558) 822286.** Incidentally the subs rates for 1990 are £10.00 UK, £14.00 Europe & Eire, £14.00 Overseas surface, £22.00 Overseas air mail.

Atari Software

I have had many letters in the past from readers asking for information on sources of radio software for Atari 800 series computers. I have managed to locate a few sources, but nothing very spectacular. However a recent letter from Nick Ashby of Wembly identifies what looks like a very good source of software in the States. The company is called **Electrosoft** and the address is **1656 South California Street, Loveland, CO 80537 USA.** The software they advertise is designed to work on the following Atari models: 400, 800, 600XL, 800XL, 1200XL, 65XE and 130XE. All programs are available on disk, tape or in cartridge form which should suit virtually all users. There are a total of four programs available to cover c.w., RTTY, ASCII and Packet - all have a transceive capability. Of course the usual warnings apply, i.e. buyer beware, particularly as I have no direct experience of this company. My thanks to **Nick Ashby** for taking the trouble to write.

Rally Programme

For those of you who would like to meet me and have a chat about the hobby, I will be attending a number of rallies during the year, helping out on the PW & SWM stand. The schedule is as follows:
RSGB VHF Convention Sandown Park, May 12.

Harrogate, May 20.
Elvaston Castle, Derby, June 10.
Cornish Rally, Truro, July 14.
BARTG Rally, September 16.
Llandudno, October 20/21.
Leicester, October 26/27.
If you can make any of these dates, I would be delighted to see you.



The New Cirkkit Summer Catalogue

- 100s new products
- £10 worth discount vouchers
- Latest books
- Low cost multimeters
- 184 pages
- Only £1.60 available from larger newsagents or directly from Cirkkit



Cirkkit Distribution Ltd.

Park Lane, Broxbourne, Herts EN10 7NQ

Telephone (0992) 444111

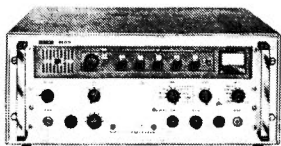
OUT NOW! OUT NOW! OUT NOW!

AH ELECTRONICS

Est. over 20 years

RACAL RA1771 PROFESSIONAL COMMUNICATIONS RECEIVERS

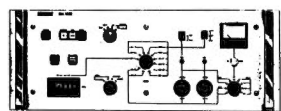
Covering 15KHz to 30MHz in 10Hz steps, tuning is via 6 decade rotary switches for MHz, KHz, & Hz, fully synthesized from internal standard. Modes USB/LSB, CW, AM, Bandwidths 300Hz, 1KHz, 2.7KHz (SSB) 8KHz, fitted internal speaker, & 'S' meter, further spec. on request. These receivers have never been used and are as new & tested before despatch, call and see us for a demonstration of this superb receiver, supplied with 3 manuals but no cabinet. **Price £675.** Carriage £20.



RA 1771

RACAL MA1720 TRANSMITTER DRIVE UNITS

Frequency coverage 1 to 30MHz. Tunable via 6 thumbwheel switches to within 100Hz. Modes - USB/LSB (A3A A3J) compatible AM (A3H) MCW (A2H, A2J, in USB or LSB, CW (A2J in LSB). Power output adjustable 25mW to 200mW into 50 ohms. Unwanted sideband suppression - 50dB. AC Mains input. Size 178mm high, 483mm wide, 508mm deep. This is the matching drive unit to the above receiver. Again these have not been used. Supplied in as new condition and tested. Other spec on request. **Price £495** with manual. Carriage £20.



MA 1720

REDIFON 1000 WATT LINEAR AMPLIFIER

All solid state unit requires 100mW drive for full output. Frequency coverage 1.5 to 30MHz. This is a free standing unit, weight approx 110Kg. This includes power supplies, aerial filter & amplifier. Provision to take the above Racal drive unit, with manuals. A give away at **£650**. Buyer to collect.



RA 17

RACAL RA17 Mk2 COMMUNICATIONS RECEIVERS

Frequency 500KHz to 30MHz, further spec. on request. Supplied in good condition & tested with 3 months warranty. Buyer to collect by arrangement. **Price £250.** (Cabinet not included)

SCOTCH 224DP HI-FI 1/2" RECORDING TAPE

1200ft on 5" spools in library boxes, new unopened boxes. **£2 each.** (P/P £1 up to 5 off). Box of 10 £19 post paid.

SAE FOR LISTS

CALL 0788 76473

151A BILTON ROAD, RUGBY, WARWICKSHIRE CV22 7AS
Shop open Monday-Saturday 9.30-1pm, 2.30-5pm. Closed Wednesday.

LOSING DX?

ANTENNA TUNER, reduce interference and **BOOST RECEPTION** 100kHz-30MHz, for outside or **INDOOR ANTENNAS**, bandpass design, **£31.30.**

V.L.F.? EXPLORE 10-150kHz, Receiver £28.20.

Each fun-to-build kit includes **ALL** parts, case, UK postage etc.

CAMBRIDGE KITS

45 (PE) Old School Lane, Milton, Cambridge.

Quality MORSE KEY

The Kent hand key is used world wide by professional and amateur operators alike. The silver contacts are mounted in precision fine pitch threaded screws fitted with positive locking nuts which are instrument knurled for ease of precise adjustment. Our shielded ball race bearing pivots are renowned for their superiority over all keys using plain and bush type bearings.

The key is available in kit form or ready assembled. The kit takes less than an hour to complete, resulting in a key of unrivalled professional standard.

KEYS OF UNBEATABLE QUALITY AT UNBEATABLE PRICES!

	Kit form	Assembled
Straight hand key	33.50	41.00 + 3.00 p&p
Twin paddle key	42.50	51.50 + 3.00 p&p
Single paddle key	33.50	41.00 + 3.00 p&p

S.A.E. for details



R. A. KENT (ENGINEERS)

243 Carr Lane, Tarleton, Preston, Lancs. PR4 6YB
Tel: 0772 814998 Fax: 0772 815437



SPECIAL NOTICE TO READERS

Although the proprietors and staff of **PRACTICAL WIRELESS** take reasonable precautions to protect the interests of readers by ensuring as far as practicable that advertisements in **PRACTICAL WIRELESS** are bona fide, the magazine and its Publishers cannot give any undertakings in respect of claims made by advertisers, whether these advertisements are printed as part of the magazine, or are in the form of inserts.

While the Publishers will give whatever assistance they can to readers having complaints, under no circumstances will the magazine accept liability for non-receipt of goods ordered, or for the late delivery, or for faults in manufacture. Legal remedies are available in respect of some of these circumstances, and readers who have complaints should address them to the advertiser or should consult a local Trading Standards Office, or a Citizen's Advice Bureau, or their own solicitor.

G4TJB QSL CARDS

"Navy Special" 3 band Mobile Whip
CONSTRUCTION
Whip, Stainless Steel
SWITCH MECHANISM
Brass, Stainless Steel
Tufnol, Spring Steel
END CAPS
Aluminium

SPECIFICATIONS

Model "A"
40, 30, 20 Metre Band
Model "B"
17, 15, 12 Metre Band
100 Watts P.E.P.
Water Resistant
50 Ω Impedance
LENGTH
47 5"/1.205m
DIAMETER
1 1/4"/31.75mm
WEIGHT
0.4536kgs/1lb

£49.95
£2 P&P



QSL CARDS
LOGBOOKS
NAVICO
SANDPIPER
NAVY SPECIAL
JAYBEAM
B.N.O.S.
UNIDEN
JUPITER
AOR
FAIRMATE
BLACK JAGUAR
CABLE
PLUGS
TORROIDS
MOUNTS
BURO ENVELOPES
QSL HOLDERS
LINEARS
P.S.U.s
PREAMPS
A.T.U.s

NAVY SPECIAL DIPOLE
Length 13ft
Power 200W

This device designed to conveniently fit direct to max 2" OD Tube, can quickly be erected where difficulty due to planning, available space or any other considerations may prevent the use of other antenna arrays. Any HF Band may be resonated on these devices. However an array using 2 devices only, fed with a single 50 Ω coax may well suffice since a small ATU will enable a 20/40 metre array to resonate on the 10-12-15-17-20-30-40 metre bands with excellent results.

£63.80 each dipole or £120 a pair
please add £4 P&P

24 Portishead Road, Worle, Weston-s-Mare

BS22 OUX. TEL: (0934) 512757

F.J.P. Kits & Components

Kit Manufacturers — Amateur Radio Products

PROPRIETOR: F. POWELL with service back up

63, Princess Street, Chadsmoor, Cannock, Staffs WS11 2JT
Telephone 0543-506487

All kits complete with box hardware P.C.B.s wire etc.

P.W. BADGER CUB 2m tx inc 1 xtal kit	£65.00	March 90 Illustrated Components cat	
P.W. Badger rx 2m to suit above	£60.00	50p ICs, TEST gear etc	
The above kits can be brought in 1 package for £120 inc p/p other kits		MC3356	£3.50
Spectrum Analiser Kit RAD-COM		Ne602n	£3.00
Boxed kit, Knobs etc	£60.00	SBL 1	£6.45
P.W. Irwell kit QRP tx fullboxed kit	£46.00	SL640C	£3.00
P.W. ACTIVE ANTENNA Jan 89	£35.00	SL641	£3.00
P.W. MEON transverter OCT 85 6m/2/10 IF	£44.00	SL610	£7.75
2 metre IF transverter 1.5 watt out 10m also on 6/4		J304	55p
R.F. switched, with atten P.C.B.	£48.00	J309	55p
P.W. DIP OSC OCT 85 all comp Box etc	£20.00	J310	55p
P.W. WESTBURY 455-472 khz wobulator	£18.00	BC147-	
1 Tone precision SSB 2 tone tester	£31.00	BC149	11p
P.W. 40 or S.W. converter (car)	£38.00	BC107-	
P.W. SSB Prod Del APRIL 90 no box	£11.00	BC109 met15p	
P.W. MARLBOROUGH Converter L.F.	£26.00	2N3866	£1.10
528 Memory Bug Key OCT 84 less key	£39.00	MMF237	£3.80
		BLV34	£2.95
		2N5109	£3.00
		BLW60	£26.00
		2n6084	£16.00

RANGE OF R.F. POWER DEVICES

VALVES

*High Quality
**Very High Quality

Prices correct as when going to press but may fluctuate, 15% VAT incl.

A1065	2.40	EFB89	0.90	EFB85	0.90	EY51	0.90	PL81	1.30	UCC85	0.70
A2293	3.00	EC52	0.85	EFB86	1.45	EY81	1.10	PL82	0.70	UCH42	4.80
A2900	12.75	EC91	5.20	EFB88	1.60	EY86/87	0.75	PL83	0.70	UCH81	0.75
AR8	1.40	EC92	5.55	EFB91	1.60	EY88	0.85	PL84	0.90	UCL82	1.60
ARP9	2.40	EC95	1.25	EFB92	2.15	EZ80	1.90	PLS04	1.25	UF41	1.95
ARP35	1.50	ECB82	0.95	EFB95	1.40	EZ81	0.80	PLS08	2.20	UF80	1.60
ATP4	0.90	ECB83	1.10	EFB96	0.65	GM4	11.05	PLS09	5.05	UF85	1.45
B12H	6.90	ECB84	0.80	EFB183	0.75	GN4	6.30	PLS19	5.85	UL84	1.50
CY31	2.40	ECB85	0.75	EFB184	0.75	OY501	1.50	PLS22	6.60	UM80	1.60
DAF70	1.75	ECB88	1.25	EFB182	0.75	GZ32	2.80	PY80	0.90	UM80*	2.30
DAF96	1.35	ECB189	1.20	EFL200	1.85	GZ33	4.20	PY81	0.75	UM84	1.30
DE122	32.80	ECB804	0.85	EFB90	0.85	GZ34	2.80	PY81/800	0.85	UY82	1.10
DYB87	0.95	ECF80	1.25	EL32	0.65	GZ34*	6.00	PY82	0.75	UY85	0.85
DF96	1.15	ECF82	1.25	EL34	3.25	GZ37	3.95	PY88	0.80	VR105/30	2.75
DH76	1.15	ECF802	1.80	EL34*	9.50	K77**	16.10	PY500A	2.10	VR150/30	2.75
DL92	1.70	ECF82	1.85	EL82	0.70	M14	3.20	QGV03/10	5.95	X86	4.95
VOF32	0.85	ECF81	1.25	EL84	4.95	M6	3.20	QGV03/10*	7.50	Z749	0.75
DYB87	0.90	ECF84	0.90	EL86	1.45	MX12001	29.50	QGV03/20A	27.50	Z759	19.90
E92CC	1.95	ECL80	0.75	EL90	1.75	N78	9.90	QGV06/40A	28.50	Z800U	3.45
E180CC	9.80	ECL82	0.95	EL91	6.50	O82	1.70	QGV06/40A*	46.00	Z801U	3.75
E1148	0.75	ECL85	0.95	EL95	1.80	PCL82	0.95	QV03/12	7.40	Z803U	21.15
EA76	1.60	ECL86	1.20	EL504	2.30	PCL84	0.85	SP61	3.20	Z900T	9.50
EB34	1.15	EF9	2.80	EL519	7.70	PCL86	0.80	TT21	47.50	IA3	1.90
EB91	0.60	EF22	3.90	EL821	7.50	PCL805/85	0.95	TT22	46.00	IL4	0.95
ECB33	2.20	EF37A	2.45	EL822	11.50	PL800/510	5.60	UA890	0.70	IR6	1.20
ECB90	1.20	EF37A	1.40	EL805E	4.50	PFL200	1.10	UBF80	0.95	IS4	1.20
EB91	1.15	EF80	0.85	EM80	1.50	PFL200*	2.80	UBF89	0.95	IS5	0.85
EBF80	0.75	EF83	3.90	EM87	2.85	PL36	1.80	UCC84	0.85	IT4	0.75

VALVES AND TRANSISTORS: Telephone enquiries for valves, transistors, etc. Retail 749 3934, trade and export 743 0899. POSTAGE (1 £3 75p; £3.15 95p; £5.10 £1.15; £10.15 £1.40; £15 £2.00; Over £20 but below 2kg £2.65, over 2kg at cost. Delivery by return.

COLOMOR (ELECTRONICS) LTD 170 Goldhawk Rd, London W12 8HU

Tel: 01-743 0899 Fax 01-749 3934. Open Monday to Friday 9 a.m.-5.30 p.m.

MAKE YOUR INTERESTS PAY!

More than 8 million students throughout the world have found it worth their while! An ICS home-study course can help you get a better job, make more money and have more fun out of life! ICS has over 90 years experience in home-study courses and is the largest correspondence school in the world. You learn at your own pace, when and where you want under the guidance of expert, personal tutors. Find out how we can help YOU. Post or phone today for your **FREE INFORMATION PACK** on the course of your choice. (Tick one box only)

Electronics	<input type="checkbox"/>	Radio, Audio and TV Servicing	<input type="checkbox"/>
Basic Electronic Engineering (City & Guilds)	<input type="checkbox"/>	Radio Amateur Licence Exam (City & Guilds)	<input type="checkbox"/>
Electrical Engineering	<input type="checkbox"/>	Car Mechanics	<input type="checkbox"/>
Electrical Contracting/Installation	<input type="checkbox"/>	Computer Programming	<input type="checkbox"/>
GCE over 40 'O' and 'A' level subjects <input type="checkbox"/>			

Name _____ Address _____
ICS International Correspondence Schools, Dept. EE550 312/314 High Street, Sutton, Surrey SM1 1PR. Tel: 01-643 9568 or 041-221 2926 (24 hrs.)

Books for radio amateurs

NAVCO

AERIAL ACCESSORIES AND MASTS

ELLIOTT ELECTRONICS

for the Radio Enthusiast

MICROWAVE MODULES

INSTANT HP AVAILABLE

QSY OLD MAN TO

JAYBEAM AMATEUR ANTENNAS

RIGS, ANTENNAS, SWR BRIDGES, POWER SUPPLIES, TEST GEAR, COMPONENTS, MORSE KEYS, COAXIAL CABLES, ROTATORS, MICS, PLUGS AND SOCKETS, SWITCHES

Call us on (0533) 553293

OR COME AND LOOK AROUND AT

26/28 Braunstone Gate, Leicester

J. BIRKETT

RADIO COMPONENT SUPPLIERS



25 The Strait
Lincoln, Tel. 520767
(LN2 1JF)

Partners J.H.Birkett.
J.L.Birkett.

GeAS FETS 18GHz Out of Spec Devices. With Data Sheet @ 3 for £1.99.
FETS 2N3819 @ 25p, BF 256 @ 25p, BFW11 @ 30p, 2N3824 @ 25p, J304 @ 6 For £1, J230 @ 4 For 60p.
DUAL GATE MOS FETS 3N201 @ 80p, 3SK88 @ 60p.
STORNO BOOT MOUNTING TRANSCEIVER 79 To 110 MHz. FM No Accessories or Crystals 10 Channel @ £8. (P.P. £3.)
UHF 2 CHANNEL HAND HELD MOTOROLA TRANSCEIVERS. With Two Used Ni-Cads Less Aerial, With Some Suggestions For Conversion To 70 CM @ £23.60. (P.P. £1.50)
RADAR CATHODE RAY INDICATOR UNIT Type 100-4704256 No Details @ £8.95 (P.P. £3).
VHF VALVED AIRCRAFT RECEIVER By Elliot USA Made, No Controls, Cables or Details Type M11 or M12. Both at £12.95 (P.P. £3).
VHF VALVED AIRCRAFT TRANSMITTER Elliot USA Made Less High Cycle Power Unit No Details or Controls. Type M7 @ £15 (P.P. £3).
TV AERIAL IN LINE FILTERS With Two FX 1588 Rings, Coax Plug and Socket 13 Turns of Coax @ 95p.
MOTOROLA HIGH BAND FM BOOT MOUNTING TRANSCEIVERS 166 MHz Approx. With Mike, Loudspeaker, Controls, Cables @ £25 (P.P. £3).
PYE UHF R414/T414 FOR RACK MOUNTING 460 MHz TX-RX FM @ £40. Pair (P.P. £3).
MINIATURE ELECTROLYTICS. 4.7uf 100v.w., 10uf 63v.w., 1000uf 10v.w. @ 12 For £1, 68uf 6.3v.w. @ 100 For £1.
HF POWER TRANSISTORS PT 9787 30MHz BW @ £4.95, PT9788 30MHz 20W @ £6.95.
ACCESS AND BARCLAY CARDS ACCEPTED. P&P. 80p under £5. Dver Free. Unless Otherwise Stated.
C.M. HOWES AND WOOD & DOUGLAS KITS Available By Post and For Callers.

QRP KITS AT QRP PRICES!

Guaranteed complete to the last nut!

COMPACT 80m CW QRP Tx/Rx

DTR3 Kit - £81.00 Ready Built - £130.00
★ Stable VFO ★ Sidetone ★ Audio Filter
★ Requires 12/14 VDC ★ Very detailed instructions ★ Black steel case
★ Printed panel

COMPANION ANTENNA TUNING UNITS

TU1 Kit - £39.25 Ready Built - £54.50
TU2 Kit - £48.50 Ready Built - £68.50

★ Large dia. coil ★ High grade capacitor ★ Built in balun ★ Circuits to match your antenna ★ Up to 30 Watts of CW ★ TU2 has sensitive QRP/SWR meter

Send SAE for brochure or call Alan G4DVO on 0602 382509

LAKE ELECTRONICS

7 Middleton Close, Nuthall, Nottingham NG16 1BX

(callers by appointment only)



Back-Scatter

Amateur Satellites

Reports to

Pat Gowen G3IOR

17 Heath Crescent

Hellesdon, Norwich, Norfolk NR6 6DX

Welcome JO-20

The new Japanese satellite is now up, on, and fully active. It is operating to the best intentions of JARL and JAMSAT, and to everyone's complete delight and satisfaction.

Shozo Hara JA1AN, President of the Japan Amateur Radio League wrote on 7 February to announce the successful launch and send an early set of Keplerian elements. He said that the H-1 No.6 launch vehicle lifted off from the Tanegashima Space Centre at 0133UTC on 7 February, carrying not only the main MOS-1-B and JAS-1-B, but another very similar satellite in shape and weight to JAS-1-B called 'DEBUT', standing for DEployable Boom and Umbrella Test. Separation of JAS-1-B from the launch vehicle was at 0233, and the first signals from the 100mW 435.795MHz telemetry beacon were heard in Tokyo at 0309. "The condition of the bird seems good, and the beacon signal with c.w. telemetry can be heard well" says Shozo. "JAS-1-B was named 'FUJI no.2' in Japanese, and may also be called 'FUJI-OSCAR-20'. Information will be distributed through mail and CompuServe net hereafter".

Whilst the analogue downlink signals and the beacon are not quite so strong as the new microsats, the distance from the observer being far greater, they can nevertheless be copied by using a simple ground plane antenna to the receiver. A 13-element crossed az-el steered Yagi with a GaAsf.e.t. pre-amplifier gives strong S8-9 signals, with remarkable freedom from the signal variations that were to be expected from the satellite due to toppling and tumbling prior to attaining magnetic stabilisation.

The orbit that it has been placed into by using up the spare fuel from the launch vehicle for extra boost has placed the satellite, as planned, into a 0.054 eccentricity elliptical orbit, with a perigee of 938km and an apogee of 1715km. This is highly advantageous, and not only provides for far longer periods out of earth's shadow

to give additional solar power, but permits some very long range real time satellite QSOs to take place.

According to the position of the apogee, it brings into mutual range of the UK stations from Northern Japan, JA7 and 8, all of the West Indies, coastal South American prefixes such as 8R, YV, FY7, PZ, PY8, etc. and North American call areas such as W5, 6, 7 and 0. This apogee point moves quite rapidly and regularly between 80 degrees north and 80 degrees south, which rate has been calculated for us by **David Rowan G4CUO**.

On 19 February 1990 it was at 044 degrees north, giving extensive west and east coverage. 12 March 1990 places the 1745km apogee point at 080 degrees north, so giving maximum DX possibilities to semi-polar paths such as W6, W7, UA0, JA, etc. After hovering here for some 2-3 days, from then on it goes south bound, reaching the equator on 19 April 1990. It gets to the furthest point of 080 degrees south on 28 May 1990 for a further 2-3 days, so leaving the northern hemisphere operators with the 948km perigee, and hence the shorter haul contacts, but the strongest signals. From then on FO-20 will be north bound again, crossing the equator on 5 July, and reaching 080 degrees north again on 12 August 1990, to then repeat the cycle. The shift forms a sine wave of a mean intermediate latitude rate some 2.1 degrees per day, and this knowledge can be put to good use by path planning to give optimum range QSOs.

From NASDA come the following set of elements for the new JAS-1-B satellite,

Satellite	OSCAR-20 / FUJI-2
Catalogue Number	Not yet available
Element Set Number	NASDA 1
Epoch Year	90
Epoch Day	040.13586675
Inclination	99.0584

Right Asc. of Asc.Node	110.7308
Eccentricity	0.0540749
Argument of Perigee	338.5863
Mean Anomaly	19.3368
Mean Motion	12.83127298
Acc. Decay rate or Drag	0.00019574 (1.96E-04)
Epoch Orbit Number	32
Beacon Frequencies	435.895MHz (Analogue c.w.) 435.910MHz(Digital Packet)
Semi-Major Axis	7704.9996km

A good equator crossing reference for FO-20 is orbit 125 on 16 February 1990 at

0917.43UTC when EQX was at 168.84 degrees west. The nodal period is 112.282235 minutes and the increment 28.083757 degrees west per orbit.

A set of UK passes for the week end of 14 April appears as Fig.1 showing acquisition of signal, loss of signal, time of closest approach and maximum elevation. As the set used above has yet to be refined, accuracy is limited, and it is likely that passes may occur a little later than suggested.

As a reminder to that already published in this column, the analogue 'JA' transponder inverts from an uplink passband from 145.900 to 146.000MHz to give a downlink from 435.900 to 435.800MHz. Stations operating with c.w. use the lower half of the downlink, s.s.b. the upper, and mixed mode the centre.

AMATEUR AMS-B1 TRACKING					
ACCESS SKED FROM: 14APR90					
>>G3IOR VIA OSCAR 20					
DAY	ROC	LOE	MA	C	E
14APR	0032	0039	0036	01	
14APR	0629	0635	0632	01	
14APR	0817	0834	0825	24	
14APR	1007	1026	1017	65	
14APR	1158	1215	1206	23	
14APR	1347	1401	1354	09	
14APR	1534	1547	1541	08	
14APR	1718	1737	1728	18	
14APR	1904	1927	1916	46	
14APR	2054	2118	2106	62	
14APR	2248	2308	2258	18	
15APR	0645	0653	0649	03	
15APR	0833	0851	0842	30	
15APR	1024	1043	1033	58	
15APR	1214	1231	1222	19	
15APR	1403	1416	1410	08	
15APR	1549	1604	1557	09	
15APR	1734	1753	1744	20	
15APR	1920	1944	1932	53	
15APR	2110	2134	2122	52	
15APR	2306	2324	2315	14	

Fig. 1

SATELLITE (DOVE-1) TELEMETRY ORB. N. 00311			
time mon feb 12 20:34:42 1990 - uptime 060/06:05:48			
N.	PART	VAL	U. MIS
00	Rx E/F Audio (Wide)	2.1894	V(p-p)
01	Rx E/F Audio (Narr)	2.1894	V(p-p)
02	Mixer Bias Volt	1.3668	Volts
03	Oscillat. Bias Volt	.4896	Volts
04	Rx A Audio (Wide)	2.1648	V(p-p)
05	Rx A Audio (Narrow)	2.1648	V(p-p)
06	Rx A DISC	.411079999	Khz
07	Rx A S-Meter	70	Counts
08	Rx E/F DISC	-1.08047999	Khz
09	Rx E/F S-Meter	102	Counts
10	+5 Volt Bus	4.941	Volts
11	+5V Rx Current	.0218	Amps
12	+2.5V VREF	2.5056	Volts
13	8.5V REF	8.4065	Volts
14	IR Detector	0	Counts
15	LO Monitor I	1.258e-03	Amps
16	+10V Bus	10.4545	Volts
17	GASFET Bias I	4.446e-03	Amps
18	Ground REF	0	Volts
19	+Z Array	.1023	Volts
20	Rx Temperature	-1.81699994	Deg. C
21	+X (Rx) Temperature	9.07480005	Deg. C
22	Battery 1	1.2921652	Volts
23	Battery 2	1.2892496	Volts
24	Battery 3	1.2830442	Volts
25	Battery 4	1.273186	Volts
26	Battery 5	1.288688	Volts
27	Battery 6	1.311335	Volts
28	Battery 7	1.290445	Volts
29	Battery 8	1.2825936	Volts
30	Array	9.797	Volts
31	+5V Bus	4.8648	Volts
32	+8.5V Bus	8.552	Volts
33	+10V Bus	10.9514	Volts
34	BCR Set Point	130.318	Counts
35	BCR Load Current	.19908	Amps
36	+8.5V Bus Current	.059164	Amps
37	+5V Bus Current	.20328	Amps
38	-X Array Current	-8.6e-03	Amps
39	+X Array Current	-.01349	Amps
40	-Y Array Current	-.01196	Amps
41	+Y Array Current	-.01141	Amps
42	-Z Array Current	-.01653	Amps
43	+Z Array Current	-.01137	Amps
44	Ext Power Current	-.02	Amps
45	BCR Input Current	.19119	Amps
46	BCR Output Current	-.01724	Amps
47	Battery 1 Temperat.	6.04930005	Deg. C
48	Battery 2 Temperat.	-21.1802	Deg. C
49	Basepl't Temperature	5.44420001	Deg. C
50	FM TX-1 RF OUT	.0367744	Watts
51	FM TX-2 RF OUT	4.395546	Watts
52	PSK TX HPA Temper.	-15.1292	Deg. C
53	+Y Array Temper.	11.4952	Deg. C
54	RC PSK HPA Temper.	1.81360003	Deg. C
55	RC PSK BP Temper.	3.02380005	Deg. C
56	+Z Array Temper.	-6.65779999	Deg. C
57	TX Band-S OUT	.57552	Watts
58	HPA Band-S Temper.	101.05	Deg. C

Fig. 2

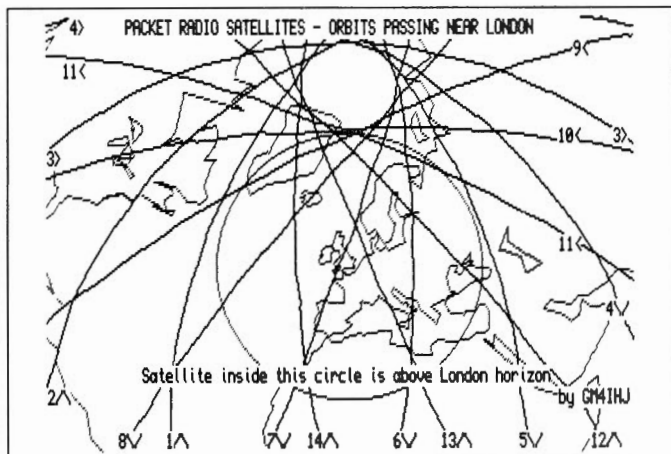


Fig. 3

Don't forget that to get u.s.b. on the downlink, you will need to transmit l.s.b. on the uplink.

In the first week of mode 'JA' analogue transponder s.s.b. operation, Dave Rowan G4CUO worked 10 states, 11 countries, and as well as many Europeans, had s.s.b. QSOs with AB4SF, VE1MR, VE2LI, VE6LQ and VE7DOX. He states "I am absolutely delighted with the new satellite, and just hope that it stays as much as possible on the 'JA' transponder for c.w. and s.s.b. QSOs, as the packet radio 'JD' mode enthusiasts are already well endowed with ample opportunities with the new microsats". Dave's comments are echoed by many other satellite enthusiasts!

One of these is **George Elliott VE2LI**, who is ex-G5LI in Quebec. He has been licensed for 50 years now, and really enjoys the challenges presented by new satellites with readily accessible modes. George writes that he is rather disappointed with Mode 'B' on OSCAR-13, due to high levels of power now in use by DX chasers coupled with s.s.b. trespass below 145.900MHz into the c.w. band. "It reminds me of 14MHz" writes George. "Some signals are 20dB over the beacon, and out of band. I shall be active on OSCAR-20 for sure."

Art Davies G4JY of Stourbridge made a really long haul QSO by working Dave N7ZL, who has retired to an island at the extreme north west tip of Washington state.

I had a spell with the satellite, and worked a few old European friends last heard on FUJI-OSCAR-12. My 20W c.w. uplink from a GP antenna was adequate, providing a RST539 downlink using a simple dual vertical on 435MHz. Even a 1.5W hand-held rubber duck antenna produced a RST417 downlink signal, so evidencing the excellent 'JA' mode transponder sensitivity. The one regret was that several French speaking terrestrial f.m. users illegally using the exclusive space only allocated 145.800-146.000MHz band could be heard causing wide band QRM upsetting the otherwise quiet downlink passband. They were 'fully quieting', thus giving an opportunity for monitor stations to address them with a memorandum on their obligations.

After a week of continuous mode 'JA',

FO-20 came on with mode 'JD' packet mailbox mode, with the 435.910MHz 1W digital downlink and beacon some 9dB stronger than the 'JA' counterpart. David Sylvester, G2BFO of Denmead near Portsmouth said "The digital mailbox is going like a bomb, 847 messages were loaded in the first 3 days of digital operation, and the decoding is excellent." Even with simultaneous transponder mode 'JA' plus 'JD' operation, no battery depletion could be detected, so bearing out the statement of JA1AN that "...the signal is strong and stable, and the power generation seems enough too."

As a further reminder, the single 435.910MHz downlink is fed by uplinks on 145.850, 145.870, 145.890 and 145.910MHz.

The Microsats

It is just as well that the SPOT-II launch carrying the six amateur radio microsats was not postponed to the following Ariane mission, as two minutes into mission after an offset main stage thruster succeeded in burning the launch gantry on take off, the rocket exploded, losing the cargo of two very valuable Japanese satellites. As it is, all seems to be well with the exception of UoSAT-E alias OSCAR-15, and good progress is now being made with the arduous task of loading each of the remaining five new mini-satellites.

OSCAR-14, UoSAT-D on 435.070MHz a.f.s.k. and 435.250MHz appears to be very healthy, and is now up and running on the Forth Diary, so permitting WOD telemetry storage on the whole orbit. The control software to magnetically arrest the complex toppling and tumbling has been loaded up, with the detector magnetometer deployed just 300mm out on an arm so as to avoid the fields generated from the satellite itself. As soon as the satellite is stabilised, the gravity gradient boom will be deployed, and a stable signal will result. The same system as that used for OSCARs 9 and 11 will be employed, and no difficulties with decoding are foreseen.

OSCAR-15, UoSAT-E, is distinctly unwell at the time of writing. After two days of good 435.120MHz 9600b.p.s.

a.f.s.k. signals, nothing more was heard after 0500UTC on 23 January, despite continuous attempts by the University of Surrey command to activate the redundant on-board systems. Some listeners have reported weak signals on 435.100MHz, but, with so many mystery satellites now being discovered on the 700mm band, these cannot definitely be related as coming from U-o-15. There are rumours, backed up by the rather different than expected set of Keplerian elements discovered for this satellite, of a possible collision, the terminal results of which were delayed. Such slow death might have occurred if the solar panels were impacted, resulting in a drainage of battery power, or the failure of the panels to permit battery re-charge.

The services of the giant radio telescope at Stanford, California, are being enlisted to seek for the 136MHz band - 60dB receiver local oscillator signals, which, according to the findings, will confirm or deny the continuity of the power systems. Similarly, any ultra-weak beacon driver signals might be detectable on the nominal downlink frequency, this telling if the final amplifier is out or if antenna damage has been sustained. Martin **Sweeting G3YJO** appeals to anyone with such listening capability to attempt this exercise. "If anyone heard signals after the 0500 January 23 last detection and 1000 on the same day when first missed, please let us know at the UoS, as this will help to narrow the window" writes Martin.

OSCAR-16, PACSAT, transmitting normal psk on 437.02625MHz and raised cosine modulation on 437.05130MHz is now working as a repeater, and will be ready for use by early April. The 2401.142MHz beacon was heard at by KORZ at 30dB over noise using a 4 foot dish and a 0.8 dB NF pre-amplifier. All the telemetry readings look good, showing this satellite to be in excellent health.

DOVE, OSCAR-17, will be the last to be loaded, as a vast amount of information needs to be beamed up to its memory before full operation and 145.82516MHz speech f.m. messages result. It has a secondary transmitter on 145.82438MHz. Until it is finalised, probably by mid April if all goes smoothly, it will continue to transmit packet telemetry with the continued excellent copy that many listeners have noted. A plea is made to those who have brought their 144.650MHz packet systems up to the space band - please - remember to turn off your c.w. identifiers, as many callsigns are being transmitted on the satellite frequency and ruining the efforts of those trying to follow the telemetry values.

A complete set of DOVE telemetry taken on orbit 311 has been provided by **Gianni IT9UJY** on Sicily. This is seen as our Fig. 2. Apologies for the truncation of the DOVE TLM last month - this is in hand and will be completed as soon as space permits.

WEBERSAT OSCAR-18 is almost loaded up now, and should be fully functional by April. WEBERSAT, like DOVE and LUSAT, has been heard dumping up to 65K of packet in one go. This does not occur on PACSAT, and is a mystery at this

time. It transmits normal p.s.k. on 437.07510MHz, and raised cosine on 437.10200MHz.

OSCAR-19, LU-SAT transmits normal p.s.k. on 437.15355MHz and raised cosine on 437.12580MHz. It will be loaded and made functional as soon as WEBERSAT and PACSAT are finalised.

Microsat Keplerian Elements

Whilst early NORAD location gave good discrimination between the eight different objects placed in orbit by the ARIANE launch, only successive AOS, LOS and Doppler TCA curves could be used to determine which object was which. It was not too difficult to eliminate the SPOT-II satellite and the ARIANE third stage, but the AMSAT cluster were very tightly packed in the first week following launch. The enigma of unravelling the bunch to discreet satellites was performed after the first few days of flight by Ray Soifer W2RS, Bob McGwier N4HY, Phil Karn KA9Q and many others, who plugged in the supplied NASA/NORAD set of personal Keplerian elements, and then watched the individual satellites for close fits to attempt to match the assigned object numbers. It could not be stated categorically that the OSCAR satellite number to the found object number was absolute, as these were early indications.

The set of Keplerian elements and the assignments given were as follows:

Satellite	U-o-14	U-o-15
Catalogue Number	20439	20443
Element Set Number	8	7
Epoch Year	90	90
Epoch Day	024.31223425	023.82219061
Inclination	98.7121	98.7165
RAAN	100.7773	100.2885
Eccentricity	0.0011029	0.0010048
Argument of Perigee	209.0952	210.8523
Mean Anomaly	150.9520	149.2068
Mean Motion	14.28443513	14.28223237
Acc. Decay rate/Drift	1.5545E-04	3.0107E-04
Epoch Orbit Number	32	25
Beacon Frequencies	435.070, 435.120, 428.010 & 429.985MHz	

Satellite	AO-16	DO-17
Catalogue Number	20438	20440
Element Set Number	3	3
Epoch Year	90	90
Epoch Day	024.38214443	024.38209160
Inclination	98.7174	98.7160
RAAN	100.8496	100.8517
Eccentricity	0.0011059	0.0011276
Argument of Perigee	210.2871	211.1319
Mean Anomaly	149.7737	148.8824
Mean Motion	14.28586878	14.28569390
Acc. Decay rate/Drift	3.8261E-04	2.3136E-04
Epoch Orbit Number	33	33
Beacon Frequencies	437.050, 145.825, (May also be switched to 437.025MHz)	

Satellite	WO-18	LO-19
Catalogue Number	20441	20442
Element Set Number	2	4
Epoch Year	90	90
Epoch Day	024.31185946	024.38180079
Inclination	98.7168	98.7167
RAAN	100.7824	100.8503
Eccentricity	0.0011152	0.0012258

SPECIALISTS IN DRESSLER ACTIVE RECEIVE ANTENNAS

NOW NEW ARA 1500
50MHz-2000MHz
Phone for details

ARA 900
£139 (N-TYPE £159)

ARA 30
£129

ARA 900
ACTIVE ANTENNA

50MHz to 1300MHz
Gain 17dB Typical

TECHNICAL SPECIFICATIONS

Noise Figure 1dB at 50-180MHz
1.5dB below 300MHz
2.0dB below 350MHz
2.7dB below 400MHz
3.0dB below 500MHz
3.5dB below 650MHz
4.5dB below 1300MHz

£139.00 (PL259 Connectors)

£159.00 (N-Type Connectors)


Intercept Point 3rd Order: +
18dBm at Input
Post £3.00 or Securotor £10.00
extra.



ARA 30 ACTIVE ANTENNA
50kHz ... 40MHz WITH LIMITED
PERFORMANCE UP TO 100MHz

Professional electronic circuitry
with very wide dynamic range.
Meets professional demands
both in electronics and mechan-
ical ruggedness. 1.2m long glass
fibre rod. Circuit is built into
waterproof 2.5mm thick
aluminium tube. Ideal for
commercial and swi-receiving
systems. £129. See Review in
August 1985 issue p.35

Both antennas come complete with 7 metres of
cable, interface, power supply and brackets.
Dressler preamps available.



Also a wide range of masthead pre-amps avail-
able for most V.H.F. and U.H.F. frequencies,
including scanner pre-amps from £89.

dressler
COMMUNICATIONS LTD.

191 FRANCIS ROAD
LEYTON - E10 6NQ - LONDON
TELEX 8953609 LEXTON G
PHONE 01-558 0854 01-556 1415
FAX 01-558 1298

OPEN MON - SAT 9AM - 5.30PM
INTEREST FREE HP FACILITIES AVAILABLE
PROMPT MAIL ORDER
ON MANY ITEMS



Prices correct at time of going to press. Please phone for latest
quote.

Or contact your local agent anytime on the following numbers:
Stewart (Bromley, Kent) 01-468 5199, 0860 634526. Terry
(Biggleswade, Beds.) 0767 316431.

SPECIAL OFFERS

IC-R9000



INCLUDING
ARA 30 +
ARA 1500(N)
£3,899

IC-R7000



INCLUDING
ARA 1500(N)
£999

IC-R71




INCLUDING
ARA 30
£885

KENWOOD R5000



INCLUDING
ARA 30
£899

KENWOOD



NEW
TS950
H.F. TRANSCEIVER
£P.O.A.

Kenwood R5000 + ARA 30.....£899
Kenwood R5000.....£799
VC20 Converter.....£160
TS860 HF + 6 Mtr inc. Microphone.....£895
TS440 inc Auto ATU inc. Microphone.....£1,150
TS940 inc Auto ATU.....£2,000
TM790 270 + SAT.....P.O.A.
TM731 Dual Band.....£479
TM231 2m TVRX.....P.O.A.
NEW TM 731 New Mobile Dual Band.....P.O.A.
TH 75 New 270 Dual band.....P.O.A.

ICOM



IC781
H.F. TRANSCEIVER
£P.O.A.

All ICOM stocked including accessories

IC 2SE.....£ 349.00
IC 3210.....£229.00
IC 2.....£199
IC 4SE.....£249.00
IC 4.....£239
IC 765.....£459
IC 781.....£299
IC 2A.....£299
IC 32.....£299
IC 32.....£299


Special Price.....£ 349.00
Special Price.....£229.00
Special Price.....£249.00
Special Price.....£ 459.00
Special Price.....£ 459.00

SCANNERS

AOR 2525 5MHz-1500MHz.....£575
AOR 2002.....£459
AOR 2001.....£199
SC 200XLT.....£239
RZ1 KENWOOD.....£459
Jupiter II inc. case, NICADS, belt clip, 12v car lead.....£299
NEW FAIRFAX HP100.....£299



STANDARD
AX700
PANADAPTOR DeLuxe
£499.00



FRG 9600
50 - 950 MHz
£500.00

YAesu



FRG
8800

HF RECEIVER
£585.00

VHF CONVERTER £100.00



NEW
FT1000
H.F. TRANSCEIVER
£P.O.A.

FRG9600.....£475 FT747GX.....£599
FRG9600M.....£500 FT757 MkII.....£375
FRG9800.....£585 FT23, 411, 4700, 767, 736
FRV8800.....£100 + All Yaesu available

STANDARD

WE ARE **[STANDARD]** AUTHORISED DEALER

C500 DUAL BAND.....£349
C150 2 MTR.....£230
C528 DUAL BAND.....£379

SONY

SONY ICF 2001D
76-108MHz
116-136 AIRBAND
153kHz-29.955MHz
FM - AM - SSB 32 MEMORIES
INC PSU, CARRY STRAP
& EARPHONE

£299



Sony ICF 7600DS FM/AM/SSB.....£159
Sony SW1 150-30M CS + FM Stereo.....£249
Sony Pro 90-150kHz-108MHz, 115MHz-224MHz,
AM-FM-SSB.....£299
Sony Air 7.....£229
Sony AN1 Active Antenna.....£55
Sony Accessories Available

SONY ICF 7600DS
76-108MHz
153kHz-29.955MHz
Complete with case,
main power supply,
earphone and
frequency list.

£315



Back-Scatter

Argument of Perigee 214.17778 210.6580
 Mean Anomaly 145.7732 149.3875
 Mean Motion 14.28705650 14.28756933
 Acc. Decay rate/Drag 1.3144E-04 1.7243E-04
 Epoch Orbit Number 32 33
 Beacon Frequencies 437.100, 437.150, (May also be
 switched to, 437.075MHz)
 437.125MHz

Sat. Name	Nodal Period in minutes	Increment in deg W	Date EQX	Orbit No.	UTC EQX	Deg. W EQX
UO-14	100.863378	25.214710	16/2	361	0833.85	150.76
UO-15	100.878996	25.218588	16/2	361	0839.46	152.16
PO-16	100.857114	25.213066	16/2	361	0831.65	150.19
DO-17	100.854802	25.212496	16/2	361	0830.84	149.99
WO-18	100.846797	25.210488	16/2	361	0827.92	149.26
LO-19	100.842013	25.209280	16/2	361	0826.20	148.82

The SPOT-II satellite was well defined, as object 90-05-A, whilst the third stage of the launcher was 90-05-H, both of which are visible to the eye and are high profile RADAR reflectors. These are well separated from the microsat pack now, and can be eliminated from the group identification matchings.

In the third week of February, NORAD and NASA shed further light by assigning the object numbers and different catalogue numbers, which were then further identified with the still closely packed amateur satellite stream. The latest information is that object number 90-05-B is catalogue number 20437, OSCAR-14, UoSAT-D; Object 90-05-C, catalogue number 20438 is OSCAR-15, UoSAT-E; Object 90-05-D is catalogue number 20439, PACSAT OSCAR-16. Object 90-05-E is catalogue number 20440 is DOVE, OSCAR-17; Object 90-05-F is catalogue number 20441, WEBERSAT, OSCAR-18, and that object number 90-05-G is catalogue number 20442, LU-SAT, OSCAR-19.

By the time you apply these elements, the tightly packed bunch will have spread out, so permitting defined AOS, TCA and LOS times. You will then know if your

findings agree or otherwise with the calculated passes for your location, and will be able to adjust if this is necessary. Next month we will publish the full and latest set, by when all will be definite.

For those using plotters or calculators for tracking, here follows the information on the period and westerly increment per orbit, plus a reference equator crossing giving date, orbit number, UTC time of crossing and the degrees west of that crossing. Note how the missing UO-15 is way out ahead of the others. See Table above.

John Branegan GM4IHJ has sent in Fig. 3, his computer graphics derived plot of ground tracks for the average microsats, showing those passing in range of the UK, based on London. He gives the approximate UTC pass times, plus or minus 50 minutes as pass 1, 0040; 2, 0220; 3, 0400; 4, 0540; 5, 0720; 6, 0900; 7, 1040; 8, 1220; 9, 1400; 10, 1540; 11, 1720; 12, 1900; 13, 2040, and pass 14 2220. The arrow on the track indicates the direction of the pass. It can be seen that the UK is well served by abundant opportunities. John finds that so far PACSAT is 50% printable on the 437.050MHz primary frequency, but is too

weak on 437.025MHz. "LUSAT on 437.150MHz is stronger, giving 45% copy even on the low angle polar passes, whilst LUSAT on 437.125MHz is good copy" writes John. "Both PACSAT and LUSAT signals flutter at some 5kHz when the satellites are near the poles in the afternoons, but LUSAT is strong enough to override and still print - PACSAT is not."

OSCAR-10

A-0-10 was out of sunlight for several weeks in February, when no transponder use was permitted. If it has again, as expected, overcome the rigours of the dead period, it should be up, and running and capable of good mode 'B' transponding by the time you read this column. The attitude for the future is as follows: April, ALON 28/-11 ALAT; July, 17/-5; October, 5/2; January 1991, 353/9. Remember that with the IHU gone bust, no magnetorquer re-orientation of the satellite attitude is possible.

OSCAR-13

AO-13 users will be well aware that the best communications are provided

when the main lobes of the satellite are pointing directly at the user station on earth, so providing the best possible uplink transponding and the strongest and least spin modulated downlink. This ideal condition cannot always be maintained, as the power charge storage of the battery has to be considered by ensuring that the solar cells see the most direct sunlight. The antenna pointing attitude of OSCAR-13, as at March 19 is ALAT 207, ALON 1.7 degrees. On April 6 it goes to 207.6 and 1.1, on April 16 207.8 and 0.6, and on April 30 208 and 0.1. Until the next ground commanded change to provide optimum solar cell charge relative to the best antenna pointing the schedule, the OSCAR-13 operational transponder schedule until 9 May 1990 is:

Mode 'B' transponder on from MA 0 to MA 165.

Mode 'JL' transponder on from MA 165 to MA 190.

Mode 'LS' transponder on from MA 190 to MA 195.

('S' beacon plus 'L' transponder on).

Mode 'S' transponder on from from MA 195 to MA 200.

Mode 'BS' on from Mean Anomaly 200 to MA 205.

Mode 'B' transponder on again from MA 205 to MA 256.

The omni-directional antennas are employed around perigee between MA 240 and MA 060, and only the 'S' mode transponder plus the 'B' beacon will be on from MA 195 to MA 200.

Back-Scatter

Propagation

Reports to
 Ron Ham
 Faraday

Greyfriars, Storrington, West Sussex RH20 4HE

In January, **Ron Livesey** (Edinburgh), using 1.5 and 2.5in refractor telescopes to project the solar image on to a 2.5 or 4in screen, located five active areas on the sun's disc on days 5, 10, 18 and 24, six on the 31st, seven on days 12, 13, 19 and 26, eight on the 14th and nine on the 28th. "The mean sunspot number for January was 179.4," wrote **Neil Clarke GOCAS** (Ferrybridge) and kindly prepared a graph, Fig. 6a, showing the high number of solar flux units during the second half of the month.

No doubt the cause of this massive increase was the progress of the large sunspot group, seen and drawn by **Patrick Moore** at his observatory in Selsey, between the 24th and 28th, Figs. 1, 2 and 3. Despite cloud interruptions, **Cmdr Henry Hatfield** (Sevenoaks), observing the sun with his spectrohelioscope, located four spot groups, 13 filaments, 10 quiescent prominences and the remains of an eruptive prominence, with a greater than 4-Angstroms bandwidth, at 1240 on February 2, three doubles and one large spots, 24 fils and 9 small QPs at 1100 on the 9th, two groups, 28 fils and 16 QPs at 1332 on the 12th, one group, 29 fils and 1 large, 4

medium and 4 small QPs at 1115 on the 16th four groups, 22 fils and 9 QPs at 1045 on the 21st and 22nd and four groups, 26 fils, 15 QPs and a small sub-flare subsiding, at 1210 on the 23rd. A couple of massive filaments can be seen dominating the area of the sun in Fig. 7 which Henry photographed, via his special instrument, at 0956 last August 28.

Henry's radio-telescope recorded periods of continuous solar radio noise at 136MHz on February 2, 11, 12, 13 and 27 and a few individual bursts on days 11, 12 and 27. In Plymouth, **Ern Warwick** heard variations in the receiver background on 28MHz at 1130 on January 21 and around noon on February 11 and in Bristol, **Ted**

Waring counted 15 sunspots on the 2nd and 40 on the 21st.

Auroral

Ron Livesey, the auroral coordinator for the British Astronomical Association, received reports of auroral 'glow' from the Ocean Weather Ship *Cumulus* on January 5 and observers in Kirkwall on days 6, 17, 26 and 28; 'arcs or bands', from Kirkwall and AIness on the 2nd and 30th respectively; 'rayed arcs', from Machrihanish and the Isle of Man on the 1st and 14th; 'rays' and 'active, flaming and flickering' from AIness and Kirkwall on the 24th and 30th.


Tony Hopwood (Upton on Severn) and **Doug Smillie** heard the auroral influence on some radio signals on the 29th and 30th respectively. Ern Warwick noted strong echos on signals about 500km away and weaker on signals around 2000km away at 1300 on January 28, slight echos on the beacons WA4DJS (28MHz) on the 26th and KH60/B (14MHz) on the 29th and February 1. He also reports that signals from the German beacon DK0WCY (10MHz) was influenced by "weak aurora" at 1840 on February 23 and 1825 on the 24th. Many of you, unfamiliar with this effect may remember hearing the normal sharp note of a c.w. signal become horribly 'raspy' and/or a single side-band transmission change to a 'ghostly' whisper and not realised that this was being caused by an auroral manifestation. Conditions like this are simply described as tone-A.

Magnetic

The 'jam jar' magnetometer, operated by Ron Livesey, detected 'storm thresholds' on January 5, 14, 20, 22, 23, 27 and 29. Ron received additional reports of 'pulses' from Doug Smillie (Wishaw), using a Hall effect

Back-Scatter

Sporadic-E and 'F2'



The graph displays the 'in-mb' metric for WRM269 over a period from January 26, 1990, to February 25, 1990. The y-axis represents the 'in-mb' value, ranging from 29.0 to 30.6. The x-axis shows the dates, with labels for each day. The data points are connected by a line, showing a general upward trend with significant fluctuations. A major peak occurs around January 22, reaching approximately 30.5. This is followed by a sharp decline in early February, reaching a low of about 29.1 on February 10, before rising again to a secondary peak of about 30.3 on February 22, and then declining further.

Date	in-mb
26	29.7
27	29.7
28	29.4
29	29.8
30	29.7
31	29.7
1	29.6
2	29.7
3	29.8
4	30.1
5	30.1
6	30.1
7	29.9
8	29.7
9	30.5
10	30.5
11	30.3
12	29.7
13	29.6
14	29.7
15	29.6
16	29.9
17	30.0
18	29.9
19	29.9
20	29.9
21	30.1
22	30.5
23	30.4
24	30.4
25	30.3

Propagation Beacons

	January					February																									
Beacon	26	27	28	29	30	31	1	2	3	4	5	6	7	8	9	10	11	12	13	14	15	16	17	18	19	20	21	22	23	24	25
DFOAAB	X	X	X	X	X	X	X	X	X	X	X	X	X	X	X	X	X	X	X	X	X			X	X	X	X	X	X	X	
DLO1GI	X	X	X	X	X	X	X	X	X	X	X	X	X	X	X	X	X	X	X	X	X			X	X	X	X	X	X	X	
EA3JA	X	X	X	X	X	X	X	X	X	X	X	X	X	X	X	X	X	X	X	X	X			X	X	X	X	X	X	X	
EA6RCM	X	X	X	X	X	X	X	X	X	X	X	X	X	X	X	X	X	X	X	X	X			X	X	X	X	X	X	X	
HG5GEW																															
IY4M	X	X	X	X	X	X	X	X	X	X	X	X	X	X	X	X	X	X	X	X	X	X	X	X	X	X	X	X	X	X	
KA1NSV																															
KB4UPI	X	X	X	X	X	X				X		X			X	X	X	X	X	X					X					X	
KC4DPC	X	X	X	X	X	X	X	X	X	X	X	X	X	X	X	X	X	X	X	X	X			X	X	X	X	X	X	X	
KD4EC		X	X	X	X	X	X	X	X	X	X	X	X	X	X	X	X	X	X	X	X			X	X	X	X	X	X	X	
KE2DI	X	X	X	X	X	X	X	X	X	X	X	X	X	X	X	X	X	X	X	X	X			X	X	X	X	X	X	X	
KE5GY		X	X	X	X	X	X	X	X	X	X	X	X	X	X	X	X	X	X	X	X			X	X	X	X	X	X	X	
KF4MS		X	X	X	X	X	X	X	X	X	X	X	X	X	X	X	X	X	X	X	X			X	X	X	X	X	X	X	
KJ4X	X	X	X	X	X	X	X	X	X	X	X	X	X		X	X	X	X	X	X	X		X	X	X	X	X	X	X	X	
KM4MY																X															
KW7Y		X	X									X							X	X								X			
LA5TEN	X	X			X	X								X	X	X	X	X	X							X	X				
LU1UG	X	X	X	X	X	X	X	X	X	X	X	X	X	X	X	X	X	X	X	X				X	X	X	X	X	X	X	
NX20/B	X	X	X	X	X	X	X	X	X	X	X	X	X	X	X	X	X	X	X	X				X	X	X	X	X	X	X	
N8CGY																															
OK0EG					X		X																								
OH2TEN	X	X	X	X	X	X	X	X	X	X	X	X	X	X	X	X	X	X	X	X			X	X	X	X	X	X	X	X	
PY2AMI	X	X	X	X	X	X	X	X	X	X	X	X	X	X	X	X	X	X	X	X			X	X	X	X	X	X	X	X	
SK5TEN			X		X	X	X	X	X	X		X		X		X			X							X	X	X			

Tropospheric

Practical Wireless, May 1990

Back-Scatter

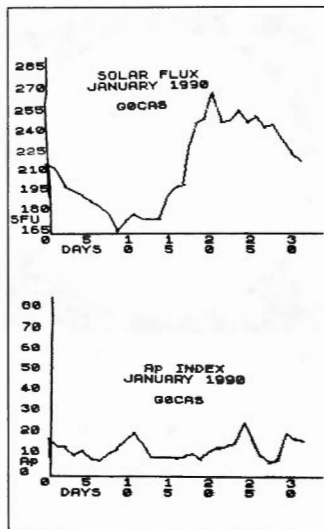


Fig. 6a & b: (top) graph supplied by Neil Clarke GOCAS shows the high number of solar flux units during the second half of January, (lower) daily variations of the Ap index in graph form also supplied by Neil Clarke GOCAS

(985mb) on February 11 to 30.7in (1039mb) on the 22nd and among these erratic changes was a sharp climb in pressure from 29.6in (1002mb) to 30.2in (1022mb) in a matter of 12 hours on the 3rd. However, the 'jackpot' came later when a gradual climb from 29.5in (998mb) at 1800 began on a windy February 28 and reached a record 31.0in (1050mb) at 1000 on a frosty, but bright, March 3, Fig. 8. The barometer gauge on the ex-RAF altimeter installed in my car, parked at 320m a.s.l., also indicated 1050mb and the BBC Radio 4 weather programme, at 1255 on the 3rd, referred to this as a record high for March so far this century.

Joan and I saw those 'warning' wispy clouds building up as the pressure was falling from 30.7in to 30.6in on the 22nd and, true to form, a short lived tropospheric opening occurred and, around 1800, I received some very strong German stations in Band II and television pictures from Belgium (BRT) and CANAL+, on the French System 'L', in Band III.

Later that evening the Editor, **Rob Mannion** (Dorset) heard French and Spanish stations in Band II and observed heavy co-channel interference and at times

total signal absorption in Bands IV and V and while the 'super' high was beginning to decline, Fig. 8, during the afternoon of March 4, there was another opening when Rob's wife heard an Arabic station and also identified programmes for the Canary Is., south-west France and Spain in Band II while Rob heard a Spanish amateur station, on 144MHz, using hand-held equipment! John Woodcock received pictures at varying strengths from CANAL+ mainly between 1000 and 1500 on February 6, 16, 19 and 24.

934MHz

"Whenever tropospheric conditions are good, very long ranges can be achieved with the legal 12-element beam antenna," wrote John Levesley UK-627, the contest manager for the 934MHz Club UK and added, "Even with a simple vertical aerial you can work well over 150 miles under lift conditions." John's best vertical to vertical contact was from his home in south-west Hampshire to a merchant vessel off Ushant, about 265km with 4 watts f.m. During February, John received signals from Guernsey on the 4th, 6th and 7th.

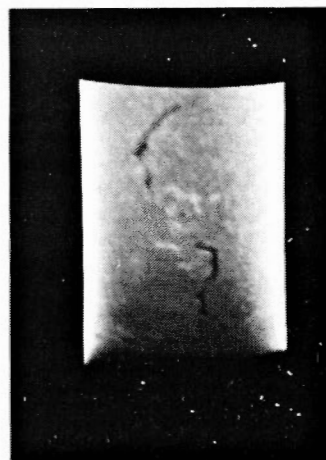


Fig. 7: A couple of massive filaments dominating the area of the sun photographed by Cmdr Henry Hatfield on 28 August 1989 at 0956UTC. Please note you should NEVER try to photograph the sun DIRECT, Henry Hatfield uses special scientific equipment to achieve these results. Looking directly at the sun could damage your sight permanently

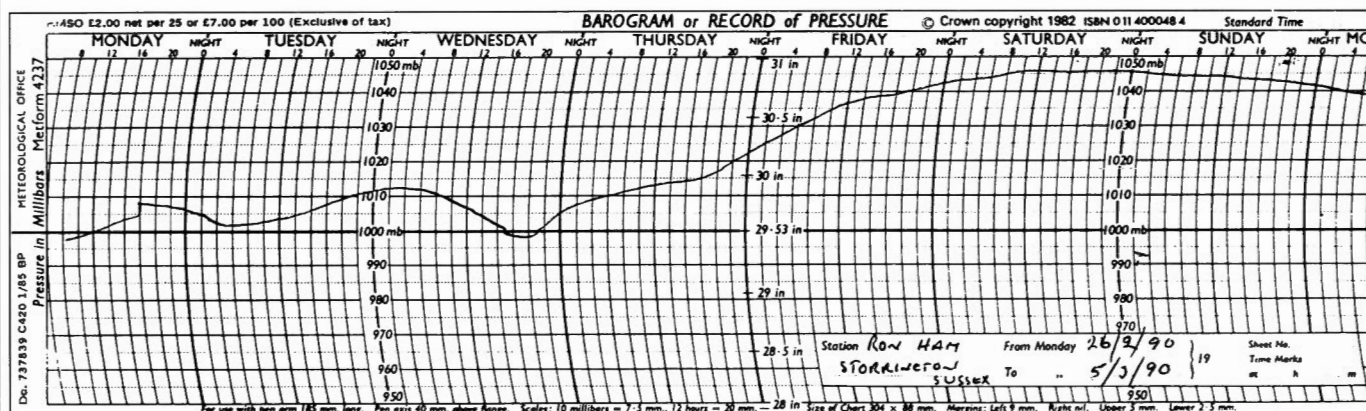


Fig. 8

I reported in last month's column that a clandestine station had been heard in the Soviet Union, transmitting in the Azeri language, on frequencies used by the Soviet domestic second, or 'Mayak', programme. The Soviet government responded to this 'Freedom' station by broadcasting a new unidentified station, also in Azeri, giving the Soviet government view of the Azerbaijani situation, interspersed with reports from the international media and classical music from the West. No identification was made by the station and by making it sound a little like Western broadcasts, may have been intended to work against the 'counter-revolutionaries' in the trans-Caucasian region. The station was heard for a week or two starting in late January on numerous short wave frequencies.

Elsewhere in the East, Mr Frantisek

Pavlicek, Czechoslovak Radio's new director, has apologised for twenty years of "knowingly giving precedence to lies over the truth" in Czech Radio's broadcasts. A group of radio journalists from Prague visited the Czechoslovak section of Radio Free Europe in mid February for the first time, and discussed co-operation between RFE and Czech Radio.

The Voice of the GDR [Stimme der

DDR] has been renamed Deutschlandsender, and has transmitted under this title since February 12.

The external services of West and East Germany [Deutsche Welle and R Berlin International] have agreed to co-operate in some fields, whilst maintaining full independence. The Directors of the two organisations are particularly keen to work more closely together in technological

matters, such as frequency co-ordination and study of listener and reception analyses. Last month in this column I asked what will happen to DW and RBI on completion of German unification later this year, and this agreement between the Directors may well be a precursor to a merger.

Radio Budapest has introduced four new language services heard twice a day for fifteen minutes, in Russian, Romanian, Serbo-Croat and Slovak. The programmes are heard in the morning and evening [see European News for further details].

Radio Sweden has announced proposals to increase priority to Russian, German and English broadcasts, whilst some other languages, including Spanish and French, may have to suffer cutbacks. The station also wishes to increase its transmissions in Estonian and Latvian, and

Back-Scatter

Broadcast Round-up

Reports to
Peter Shaw

AERIAL TECHNIQUES

11 Kent Road,
Parkstone, Poole,
Dorset BH12 2EH.
Tel: 0202 738232

Check your field strength with a **SALDELTA SIGNAL METER** Covers 4, 2 and 70cms. A high quality signal strength meter, for VHF/UHF and CATV frequencies, 45-110MHz; 110-300 MHz; 231-295MHz; 470-860MHz. Measures 20uV to 10mV. Digital Display for direct readout. Built-in speaker for AM/FM monitoring. Complete with carrying case. Specification leaflet available (S.A.E.) £3.15 plus £5.95 for courier delivery



DX TV Monitor/Rxs and Video Recorders

Full range of mono/colour dual/multi-standard and VHF and UHF sets with sound channel switching. Also VHF/UHF PAL/SECAM/NTSC recorders



Plus full range of Revco Discones, air/marine antennas, rotators and all aerial hardware.




ANTENNAS TONNA (F9FT)

THE VHF/UHF ANTENNA SPECIALIST

50MHz 5 element.....£50.71(a)	144/435MHz 9 & 19 element Oscar.....£61.07(a)	POWER SPLITTERS 2 way 14MHz.....£48.36(b) 4 way 14MHz.....£57.53(b) 2 way 435MHz.....£45.69(c) 4 way 435MHz.....£55.76(c)
144MHz 4 element.....£29.39(a) 4 element crossed.....£37.26(a) 9 element fixed.....£33.12(a) 9 element portable.....£35.19(a) 9 element crossed.....£62.10(a)	1250MHz 23 element.....£61.07(b) 4 x 23ele - stacking frame - power splitter.....£175.00(a)	2 way 1250MHz.....£38.35(c) 4 way 1250MHz.....£43.36(c) 2 way 1296MHz.....£38.35(c) 4 way 1296MHz.....£43.36(c) 2 way 2300MHz.....£38.35(c) 4 way 2300MHz.....£43.36(c)
435MHz 9 element.....£30.43(a) 19 element.....£36.84(a) 19 element crossed.....£42.44(a) 21 element 432MHz.....£47.61(a) 21 element ATV.....£47.61(a)	2300MHz 23 element.....£32.29(b) 4 x 23 ele - stacking frame - power splitter.....£175.00(a) 55 element.....£49.27(a) 4 x 55 ele - stacking frame - power splitter.....£250.00(a)	ANDREW HELJAX LDF4-50A.....£5.10/m 'N' Connectors.....£20.00(c)

TELESCOPIC MASTS - STACKING FRAMES - COAXIAL CABLE - ROTATORS ETC.

All prices include VAT. Please add carriage (a) £5.00 (b) £2.20 (c) £1.20. U.K. MAINLAND ONLY. ACCESS or VISA cardholders telephone your order for immediate dispatch. Callers welcome, but by telephone appointment only, please. Send 50p for our catalogue which contains the full specifications.

RANDAM ELECTRONICS (P)

FREEPOST, ABINGDON, OXON, OX14 1BR.
Tel: (0235) 523080 (24hrs)

SOLE U.K. DISTRIBUTOR

R.A.S. (Nottingham)

G6XBH G1RAS G8UUS

Visit your Local Emporium
Large selection of New/Used Equipment on Show

AGENTS FOR:
YAESU • AZDEN • ICOM • NAVICO • ALINCO

ACCESSORIES:
Welz Range, Microwave Modules, Adonis Mics, Mutek Pre-Amps, Barenco Mast Supports, DRAE Products, BNOS Linears & P.S.U.'s
★ ERA Microreader & BPS4 Filter, SEM Products ★

AERIALS, Tonna, New Diamond Range of Mobile Whips, Jaybeam
BRING YOUR SH EQUIPMENT IN FOR SALE
JUST GIVE US A RING

Radio Amateur Supplies

3 Farndon Green, Wollaton Park, Nottingham NG8 1DU
Off Ring Rd., between A52 (Derby Road) & A609 (Ilkeston Road)
Monday: CLOSED Tuesday-Saturday: 10.00 a.m. to 5.00 p.m.


Tel: 0602 280267

R.A.S. (Nottingham)

SCANNING?

HAVE YOU NOTICED THAT THERE IS SO MUCH RADIO SPECTRUM TO SCAN, AND LITTLE OR NO INFORMATION AVAILABLE ON WHERE THE REALLY INTERESTING TRAFFIC IS? LOOK NO FURTHER — WE OFFER A WIDE RANGE OF FREQUENCY LISTINGS AND BAND PLANS.

FOR A FREE COPY OF OUR LATEST CATALOGUE JUST SEND AN A4 SAE TO S.S.C. P.O. BOX 71 BOURNEMOUTH DORSET BH9 1DT.



LOUDENBOOMER!!!

400W O/P, Mains Powered, 9 Band HF Linear

Introductory Offer: Only £499, direct from the designers:-
S.R.W. Communications Ltd, ASTRID HOUSE, The Green, Swinton, MALTON, N. Yorks. YO17 0SY. Tel (0653) 697513. Please write or 'phone Steve Webb G3TPW, for more details and leaflets.



ENTERPRISE RADIO APPLICATIONS LTD.

Prices
MKII MICROREADER £154.95
BP34 AUDIO FILTER £99.50
incl. VAT, P&P and audio demo tape.

ERA LTD
26 CLARENDON COURT
WINWICK QUAY
WARRINGTON WA2 8QP
Tel: (0925) 573118

MKII MICROREADER

The Microreader is a small compact unit that allows anyone equipped with a suitable SW receiver, to read Morse & RTTY signals simply and without fuss. No computers, interfaces or program tapes are needed, just connect the Microreader to the ear or speaker socket & switch on. The decoded words appear on the built in 16 character LCD display screen.

The Microreader contains all the filtering & noise blanking needed to allow reception even under bad conditions. A three colours bargraph tuning indicator makes precise tuning simple, while shift indicators take some of the guess work out of RTTY. Despite the fact the Microreader contains two fast processors (12 MHz), it is extremely quiet generating virtually no RFI. The Microreader can also if you wish, transfer the decoded messages to any printer, computer or terminal unit equipped with an RS232 port.

In the tutor mode, the Microreader will send random groups of characters with variable speed & spacing, or plug in your own morse key to check your sending. In both cases the characters are shown on the display.

**To order or for more information on any of our products, ring or write.
All Products unconditionally guaranteed for 12 months.**



SEE REVIEW PW SEPT 89

Following in the footsteps of the BP20 the BP34 combines ease of use with performance not found in any other filter in the amateur market.

BP34 FEATURES

Easy to use — The one knob design allows total concentration on the signal.

High Performance — 34 orders of filtering results in 80dB (min) stopband: ripple less than 0.3dB.

High Quality — Use of high quality components ensures performance & reliability.

"Without doubt, the BP34 is the best filter I have used." (Rev George Dobbs G3RJV.)

Back-Scatter

to start Polish language broadcasts.

Meanwhile a Danish politician has suggested at the Nordic Council session held recently in Iceland that the Nordic countries should establish a joint radio station to broadcast all over the world. The proposal suggests that the programmes could be produced by journalists in the different Scandinavian countries, and then put together in a joint main broadcasting office.

A Swedish commercial station has commenced test transmissions from facilities in Poland twice daily. Based in Malmo, Radio Scandinavia was last heard of when it broadcast from Radio Andorra's h.f. transmitter in the late 1970s.

A new station beaming to Cuba in Spanish has started using the facilities of WHRI in the United States and Radio Clarin in the Dominican Republic. The Voice of the Foundation is put together by the Cuban American National Foundation in Miami, claiming that it is an integral and important part of the Cuban society in the United States.

A new 500kW transmitter has been inaugurated at Africa No 1 in Libreville, Gabon.

Radio Canada International's German language broadcasts were heard for the last time on February 23. Attempts to secure financing for the service were unsuccessful.

The Voice of America is to cease services in six languages during the summer, including Greek, Turkish, Slovene and Laotian from April 1, and Uzbek and Swahili on June 1. The decision to close the Uzbek language section may perhaps be reversed in view of the current situation in parts of the Soviet Union where unrest continues and nationalist fervour continues to make the news. More than 200 jobs have been cut from the Voice since December 1987, and this reduction has gone hand in hand with reductions in advertising, promotion and foreign travel for staff.

European Stations

All time GMT/UTC

Radio Tirana has announced its current English language schedule:

To Europe

0630 on 9.50 & 7.205MHz

1830 on 9.48, 7.12 & 1.395MHz

2230 on 9.48, 7.215 & 1.395MHz

To North America

0230 on 11.825 & 9.76MHz

0330 on 11.825 & 9.76MHz

2330 on 11.825, 9.76 & 6.12MHz

To Asia and Australasia

0700 on 11.835 & 9.50MHz

1300 on 11.855 & 9.50MHz

To Africa

0430 on 11.835 & 9.50MHz

1530 on 11.835 & 9.50MHz

Radio Prague's English transmissions to all areas are:

0100-0200 on 13.715, 11.99, 11.68, 9.54, 7.345 & 5.93MHz

0300-0400 on 13.715, 11.99, 11.68, 9.54, 7.345 & 5.93MHz

0730-0800 on 21.705, 17.84 & 11.685MHz

0830-0900 on 21.705, 17.84 & 11.685MHz [to 0930 Sat/Sun]

1430-1500 on 21.505, 17.84, 15.155, 15.11, 13.715 & 11.685MHz

1530-1625 on 21.505, 17.84, 17.64, 15.155, 15.11, 13.715, 11.99, 11.685, 7.345 & 5.90MHz (inc European TX)

1730-1825 on 21.505, 17.84, 15.11, 13.715, 11.99, 11.685 & 9.605MHz

1800-1830 on 7.345 & 5.93MHz (to Europe)

1900-2000 on 7.345 & 5.93MHz (to Europe)

2200-2230 on 6.055 & 1.287MHz (to Europe)

Radio Denmark is presently being relayed by transmitters belonging to Radio Norway International. European transmissions are:

0630-0655 on 15.16 & 5.98MHz

0730-0755 on 21.73 & 15.165MHz

1730-1755 on 21.705, 15.22 & 9.655MHz

Radio Budapest's new transmissions to Eastern Europe may be heard on 6.11MHz as per:

0400-0415 in Russian

0415-0430 in Romanian

0500-0515 in Slovak

0515-0530 in Serbo-Croat

Evening transmissions in these four new languages start at 1700, but are inaudible in the United Kingdom since 6.11MHz carries Budapest in Turkish at that time. It is assumed that the same frequency is used from two different transmitter sites at that hour.

Radio Mediterranean from Malta has not been heard for some weeks. The station, which used the facilities of the Deutsche

Welle relay station on the island, transmitted in English, French and Arabic on 6.11 and 1.557MHz during the evening at 1800 and again at 2130.

Radio Bucharest in Romania has English broadcasts:

0200-0300 on 11.94, 11.83, 9.57, 9.51, 6.155 & 5.99MHz

0400-0430 on 11.94, 11.83, 9.57, 9.51, 6.155 & 5.99MHz

0530-0600 on 17.745, 17.72 & 15.38MHz

0645-0715 on 21.55, 17.805, 17.72, 15.335, 15.25 & 11.94MHz

1200-1230 on 17.72 & 15.34MHz

1300-1400 on 21.55, 17.85, 15.365 & 11.94MHz

1500-1530 on 17.745, 17.72, 15.335, 15.25 & 11.94MHz

1730-1800 on 17.72, 15.365, 15.34 & 11.94MHz

1930-2030 on 9.69, 7.195, 7.105 & 6.105MHz

2100-2130 on 9.69, 7.195, 7.105, 6.105 & 5.99MHz

Radio Exterior de Espana is asking for listeners' help in assembling a profile of the station's audience and what they want from the station. Questionnaires, in Spanish, have been sent out to listeners on their mailing list, and further copies are available by writing to REE, Apartado 156.202, 28080 Madrid, Spain. There is a reward for one lucky listener: a week's holiday in the area of Spain of their choice - all expenses paid, naturally.

The test transmissions of Radio Scandinavia by Radio Polonia are heard between 1000 and 1100 on 9.675MHz, with a repeat at 2000 on 1.503MHz. The address of the station is PO Box 14006, 20024 Malmo, Sweden.

Middle Eastern and African Stations

Domestic programmes from the Sierra Leone Broadcasting Service open at 0600 in the morning on 3.316MHz, continuing until 0810 when the frequency changes to 5.98 (which is generally inaudible in Europe), returning to 3.316MHz at 1730 or thereabouts. Closedown is at 2315. English news is broadcast throughout the day.

Radio Mogadishu from Somalia appears to have closed down. Previously heard on 6.095 or 9.585 with 50kW the

external service has been unheard for more than a year.

Capital Radio from Transkei broadcasts in English on 3.927MHz from 0230 daily until frequency change at 0440 or thereabouts to 7.15MHz. At 1530, the frequency reverts to 3.927MHz. Closedown is at 2300.

Asian and Pacific Stations

Radio Afghanistan in Kabul which is run by the Soviet backed government has English transmissions beamed to Europe daily at 1830 until 1930 on 6.02, 7.215 and 9.635MHz. English to Asia is transmitted at 0930 until 1030 on 17.72, 15.35, 9.635 and 4.94MHz. The 4MHz frequency is a relay within the Soviet Union.

Radio Japan's English language broadcasts in its General Service are beamed to Europe at:

0700-0800 on 21.69, 21.50, 17.89, 17.81 & 17.765MHz

1500-1600 on 21.70, 11.865 & 11.815MHz

2100-2130 on 17.89, 17.81, 15.27, 15.23, 11.835 & 11.815MHz

2300-2400 on 21.61, 17.81, 17.765, 15.195 & 11.835MHz

North, Central and South American Stations

The World Service of the Christian Science Monitor continues to put in good signals to the United Kingdom, with specific transmissions to the European continent:

0000-0400 on 9.58 & 13.76MHz (not Monday)

0400-0600 on 9.84 & 13.76MHz (not Monday)

0600-1000 on 9.84MHz

1400-1600 on 21.78MHz

1600-2000 on 21.64MHz

2000-2200 on 13.77 & 15.16MHz

Listeners to Christian Science Monitor may get the latest frequency information by calling 617-450 2060 in the United States. Ring the 'Shortwave Hotline' on 617-450 2000 for other questions.

The Voice of the Foundation mentioned at the beginning of this article is beamed to Cuba and Latin America in Spanish between 1500 and 1600 on 21.84MHz, and from 0100 until 0200 on 9.495MHz, and to Europe at the same time on 7.315MHz.

Slow Scan TV & FAX on the Amiga

I know from the feedback I get that there are a lot of people with Amigas who would like to put them to use in amateur television: there are probably even more who are sitting on the brink and might be swayed if they knew there was some decent software around. In these pages we have already reviewed VideoStudio and mentioned some other so-called desktop video programs, but only made passing mention of slow-scan applications.

Back-Scatter

ATV

Reports to

Andy Emmerson G8PTH
71 Falcutt Way
Northampton NN28PH

This time I shall make amends and bring you details of a comprehensive SSTV

and FAX package. Please bear in mind that this is all based on the manufacturer's

information: as no-one has this package in use here yet I can't give you any personal assessment (that should get someone writing!!!).

The program is called AVT Master, from Black Belt Systems; it was written by Ben Blish N4EJL and is distributed in the USA on behalf of Black Belt by Advanced Electronic Applications Inc. of Lynnwood, Washington. I believe it is available here from ICS Electronics Ltd, Unit V, Rudford Industrial Estate, Ford, Arundel, Sussex BN18 0NX. The price is \$300 in the USA and £299.95 in the UK (including VAT, post

Back-Scatter

and packing). My advice is to order it from the States. (*Don't forget the import charges, duty on duty and other hidden costs, Ed*). I'd love to know why importers always get such a bad exchange rate - surely with all their dealings, they ought to be able to get an even better one than us mere members of the public! Back to the software, though.

AVT stands for Amiga Video Transceiver and comprises a software system, associated hardware and a cable which connects to your Amiga's parallel port. The supplier makes great play of the system's versatility and claims that even if you do not already own a computer and monitor and have to buy these new, the complete system will be cheaper than a stand-alone scan-converter and monitor and that setup does not allow you to add text captions to your pictures nor save them on disk. If you already have an Amiga computer the decision is virtually made for you, but bear in mind you will need the memory expansion to bring the total to 1 Mbyte.

Full FAX capability

What does the AVT do? If we start with facsimile, it handles news and all the other broadcasts heard on short wave radio, which are f.m. FAX AM FAX, as sent by the NOAA and GEOS satellites, is not directly supported by the system, although they say you can make an a.m. to f.m. converter or you can buy one ready made specially for this application. The supplier is Overview Systems, P.O. Box 130014, Sunrise, FL 33313 USA, telephone (305) 748 8315.

Full transceiver is available on FAX, including start signal and phasing on transmit, as well as autostart and autophase on receive. It has the capability to start operating at a particular time, so you can set it to receive a particular image at that time, even if you're not there to control it. Rates of 60, 120 and 240 lines per minute are supported, and you can set the system to receive 400, 800 or 1200

lines. Each line is received in 1024 pixel resolution, and all pixels are 16-step grey level. The received images can be printed with the computer's standard printer, and the fax images can be saved as standard Amiga IFF records, usable by virtually any Amiga software which handles images.

New modes!

AEA claims that their slow-scan system surpasses any other system currently available, commercial or otherwise. If a SSTV mode is used commercially, then AVT can handle it. Less assuringly, they say they have invented a completely new set of SSTV modes (oh dear!) that go far beyond all other modes ... Interestingly these AVT-only modes can be run in a narrower bandwidth (400Hz) than normal SSTV (1100 or 1200Hz), which means that sharper tuning should increase signal-to-noise ratios and help reject interference. They even suggest that because of this narrower bandwidth the possibility is open to run SSTV in the RTTY/c.w. portions of the amateur bands - I'm sure that would make you really popular!

Features galore

Here are some of the features of the AVT system. In SSTV you can convert from high to low resolution and vice versa, also from any one SSTV format to any other. Contrast, brightness and tint can be adjusted after receiving images, which can also be turned negative. In fax mode you can rotate images by 90 degrees, also flip them vertically or horizontally. Any image can have text added - or removed with an

'undo' command if you don't like the result. You can preview text before adding it permanently and you can use any solid colour for text.

Miscellaneous features include a simulated on-screen oscilloscope for tuning in signals. You can grab any Amiga screen image for transmission, and full or part-screen colour bars can be generated, also c.w. and speech IDs.

All cables are supplied, also a mains adapter; in the USA you can connect the setup to a phone line but the system is not approved for this over here. Any model of Amiga can be used but they must have the memory expansion: 1 Mbyte is adequate but 1.5Mbyte or more will speed operations.

More than 35 SSTV modes supported, excluding the AVT-only ones. Among these are 96 x 96 Visitel, 128 x 128 (American and European), both Microcraft modes, European 256 x 256, all Robot 400, 450 and 1200C modes, all in black and white. In colour the WA7WOD mods to the Robot 400 are supported, as are the Robot 400C, 450C and 1200C RGB colour modes. In line sequential colour the Robot, WA7WOD, 'Scotty' and Volker-Wraase modes are covered, also the Robot composite colour systems.

If this interests you I suggest you get in touch with ICS in Arundel; and if you buy one please let me know what you think of it!

Satellite Pirates Clobbered

Many people, especially in the USA, take the attitude that they never asked for satellite signals to be showered into their

properties, but if they are there, then folk should be allowed to do what they please with them. Even, that is, if the signals are scrambled.

Notwithstanding some quite explicit laws, people here in Britain also indulge in unauthorised viewing, using mainly 'signal stabilisers' and 'filters' or plain pirate descramblers which are openly advertised in magazines. It is interesting, therefore, that a judge in the USA has set a precedent which should strike fear into satellite pirates!

The trade paper *AudioVideo International* reports that four Oklahoma home satellite dish owners were caught in the act of using illegally modified decoders to intercept scrambled pay-TV signals. And here's the rub. Not only must the four compensate the pay-TV suppliers for theft of services, but each also will be required to pay \$2625 to the Satellite Broadcasting and Communications Association (SBCA) to defray the costs of the SBCA's Anti-Piracy Task Force. These costs include the expenses of a local private investigator who was hired by the SCBA to track down the pirates.

The four viewers were given five years probation and another pirate viewer was ordered to pay \$455 restitution to the SCBA for 'lost programming revenue'. In addition, three other pirate viewers were fined \$5,000 for tampering with decoders after having been found guilty on a previous occasion. At the moment satellite piracy is treated here rather like computer program copying was in the early days, as something a little bizarre but more or less harmless. It will be interesting to see how rapidly this changes.

For the latest news of special event stations, rallies, what's on the bands - ring Wireless-Line on 0898 654632. Calls charged at 38p peak, 25p off peak.

If you have news for inclusion on Wireless-Line ring (0202) 678558 in the evenings and leave a message on the answering machine

Errors & Updates

A Simple Transistor & FET Tester, February 1990

Two small errors crept into the project on pages 27 to 33 of the February issue of Practical Wireless.

The diode, D11, has been reversed in the drawing Fig. 1. The cathode should have been connected to the point 1C on the printed circuit board (the anode being connected to capacitor C4 in Fig. 1).

Along with this reversal of diode polarity, the legends for p-type f.e.t.s and n-type f.e.t.s must now be reversed. This may be achieved by swapping the connections to 26D with the one on

26E and changing 26H with the line to 26G on the circuit board.

A further problem appeared in that, to read the correct polarity of transistor on the meter, the connection to the meter must also be reversed so that p.n.p. transistors cause a deflection to the right.

We apologise to any of our readers for whom these mistakes may have caused difficulties. Thanks to those readers who pointed out the changes that needed to be made when they spoke to staff on the Practical Wireless stand at the London Amateur Radio Show.

Classified Ads

Whilst prices of goods shown in advertisements are correct at the time of going to press, readers are advised to check with the advertiser both prices and availability of goods before ordering from non-current issues of the magazine

Service Sheets

Valves

39 Highlands Rd, Horsham, Sussex RH13 5LS
(callers by appt only)
Office hours mon-fri 9am-5.30pm

Antennas

Kits

MICROTRANSMITTER, VHF/FM, 14 x 28mm, free microphone, £4.50. **VOX**, 9-12V, £7.99. **Beeper transmitter**, VHF, £7.99. **SAE list kits, built units, plans.** ACE (PW). 99 Greenheath, Hednesford, Staffs. (05438) 71902.

Components

GOLLEDGE ELECTRONICS
Merriott, Somerset, TA16 5NS
Tel: (0460) 73718

JAPANESE TRANSMITTING TUBES and transistors for broadcasting, communication and industrial use. Please make enquiry by fax: 816-338-338. **TSUTOM YOSHIHARA**, 1-105, Deguchi-Cho 34 Suita-shi, OSAKA 564, Japan.

**CALL MARCIA BROGAN
ON (0202) 676033
FOR ALL YOUR ADVERTISING
QUERIES**

ORDER FORM PLEASE WRITE IN BLOCK CAPITALS

I enclose Cheque/P.O. for £.....(42p per word, please add 15% VAT to total). Rates and Postal Address at top of page.
(Cheques and Postal Orders should be made payable to Practical Wireless).

CATEGORY HEADING

Address

[illegible]

For Sale

OSL CARDS. Individual and personal designs. In 1/2/3 colours. A new service from K CARDS. Send SAE for details to 289 Church Street, Blackpool FY5 3HJ.

TEKTRONIX 100MHz OSCILLOSCOPE, Model 2235, Dual Trace, delayed timebase, as new condition cost £985, accept £550, Phone 01-591 0133.

FT790R WITH MATCHING 10W LINEAR and mobile mount. Plus Tokyo 70cms 60W Linear. All in MFR's boxes with full documentation. £350 the lot. Wormley (Nr Guildford) (042879) 2975 or FAX: (042879) 5397.

RCS VARIABLE VOLTAGE D.C. BENCH POWER SUPPLY 1 to 24 volts up to half amp. 1 to 20 volts up to 1 amp. 1 to 16 volts up to 1 1/2 amps. D.C. Fully stabilised. Twin panel meters or instant voltage and current readings. Overload protection.

Fully variable. Operates from 240V A.C. Compact Unit size 9 x 5.5 x 3ins. **£42** Incl. VAT + Post £2.

RADIO COMPONENT SPECIALISTS

337 Whitehorse Road, Croydon SURREY, U.K. Tel: 081-684 1665
List, Large S.A.E. Delivery 7 days Callers Welcome Closed Wednesday

ELECTRONIC KEYS - PEK1. Built and tested PCB Module. Only £22 (inclusive). For full specification send SAE to PROELECTRON, 35 Cromwell Road, Cheltenham, GL52 5DN.

TRANSCIVER VOX circuit. Simply connect between microphone and transceiver. Send s.a.e. for details (state make/model of transceiver). PROELECTRON, 35 Cromwell Road, Cheltenham, GL52 5DN.

Wanted

WANTED VALVES ESP. KT66, KT88, PX4, PX25, Klystrons, Magnetrons, Transistors, I.C.s, Plugs, Sockets. If possible send written list - we reply same day. Cash waiting. BILLINGTON VALVES, 39 Highlands Road, Horsham RH13 5LS. Callers please phone for appointment. Tel. (0403) 210729. Fax: (0403) 40214. Telex: 87271.

SURPLUS ELECTRONICS COMPONENTS, test gear, computers amateur, bought for cash, (0425) 274274.

Computer Soft/w & Hard/w

SPECTRUM OWNERS

No more waiting for programs to load, switch on and your program is ready to use!!

We are now able to supply our Spectrum programs on EPROM, together with a suitable EPROM loader board and all hardware housed in one unit. The many advantages are too numerous to mention here. Please contact us for details. An SAE would be appreciated.

(Currently available for 48K, Spectrum Plus, 128 & +2 only, we are working on +2A & +3 and also the Sam Coupe.)

SEE US AT THE N.E.C.

J. & P. ELECTRONICS LTD.

Unit 45, Meadowmill Estate, Dixon Street, Kidderminster DY10 1HH
Tel: (0562) 753893

COMMODORE COMPUTERS (+4, C16, 64, 128). "MICROCOM" cw/rtty tx/rx with superb Morse tutor. "TURBO LOG" ultimate high speed station log. "MICROCOM INTERFACE" ready built. S.A.E. to: Moray Micro Computing, Enzie Slackhead, Buckle, Moray, AB5 2BR. (Tel. 0542 7384).

IBM/COMPATIBLE SHAREWARE CATALOGUE, 7000 + files, wordprocessors, spreadsheets, communications, Ham & games. Send £1.50 or 2 disks & return postage. AK SHAREWARE, 54 Sheldrake Road, Christchurch, Dorset BH23 4BP.

PC SOFTWARE BY G4BMK

RTTY: £15, AMTOR: £30, AMTOR+RTTY: £40, SPLIT SCREEN, SCREEN COLOURS SELECTABLE, FAST SYNCHRONIZING, SUPERB AUTO-PRINT, CLOCK, DISC LOGGING, FILE SEND MODE, PRINTING ETC. USE WITH ANY T.U. SUCH AS ST5, OR OUR OWN: £68 AM7911 MODERN CHIP - SPECIAL PRICE - £11. DRAGON 32/64 AND CBM 64/128 - PLEASE ENQUIRE.

GROSVENOR SOFTWARE (PW),
2 BEACON CLOSE, SEAFORD,
E. SUSSEX BN25 2JZ.
TEL: (0323) 893378

Educational

COURSE FOR CITY & GUILDS, Radio Amateurs Examination. Pass this important examination and obtain your licence, with an RRC Home Study Course. For details of this and other courses GCSE, Career and professional examinations, etc.) write or phone: THE RAPID RESULTS COLLEGE, Dept. JX100, Tuition House, London SW19 4DS. Tel. 01-947 7272 (9am-5pm) or use our 24hr Recordcall Service: 01-946 1102 quoting JX31.

ELECTRONICS WORKSHOP Repairs, rebuilds, modifications, advice. Specialists in valve equipment. See also PAYL School. Green G1NAK Chylean, Tintagel, Cornwall. (0840) 212262.

R.A.E. PAY AS YOU LEARN Correspondence. £2 Per lesson includes tuition. See also Electronics Workshop. Green C. Eng., M.I.E.E. Chylean, Tintagel, Cornwall. (0840) 212262

Veteran & Vintage

THE VINTAGE WIRELESS BOOK LISTING. Published regularly containing 100s of out of print, old and collectable wireless and T.V. books, magazines etc. Send two first class stamps for next copy or £1.50 for next 4 issues. **WANTED**, Pre-1960 wireless books, magazines, catalogues, any printed material or ephemera relating to wireless. CHEVET BOOKS, 157 Dickson Road, Blackpool, Lancashire FY1 2EU. Tel: (0253) 751858.

FOR VALVES, SERVICE DATA, AMPLIFIERS AND RADIOS, Try The Vintage Wireless Co., first. Send for free information package. 1990 Catalogue available April £4.00. Cosham Street, Mangotsfield, Bristol BS17 3EN. Tel: 0272 565472.

Miscellaneous

G2VF LOOP ANTENNAS COMPLETE WITH ATU FOR H.F. HAM RADIO BAND TRANSMISSION (SWR One to One 40, 15 and 10 and One Point Five to One 80 and 20) AND SWLS AND LONG AND MEDIUM WAVE BANDS FOR BCLs. Loops 21 inches square or triangle. No special skills required. Circuits, Parts Lists with sources of supply assembly/data. **HIGH FREQUENCY LOOP** 80 to 10 Metres **ES LONG AND MEDIUM WAVE LOOP** for BCLs **ES LONG WAVE MEDIUM WAVE AND SHORT WAVE LOOP** 1500 to 10 Metres **FOR THE BCL AND SWL** **ES SHORT WAVE ATU FOR LOOP OR LONG WIRE ANTENNA** **ES SHORT WAVE ATU BUILT IN PRE AMP FOR LOOP OR LONG WIRE** **ES PRE AMP LW, MW and SWave** **ES MW LOOP** with pre amp ATU **ES PRE AMP FOR G2VF HF Loop** or ATU **ES SAE details**. All projects DIY. Metal Detector **ES** Phot oCopy HRO manual **ES F.G. Rylands**, 39 Parkside Avenue, Millbrook, Southampton SO1 9AF Tel. (0703) 775064.

HEATHKIT U.K. Spares and Service Centre. Cedar Electronics Unit 12, Station Drive, Bredon, Tewkesbury, Glos. Tel: (0684) 73127.

35mm FUJI ST701 S/L CAMERA W/A lens, tripod, carrying case, accessories. 35mm Meikai TM Automatic Camera electronic Flash, exchange for communications receiver. S PHILLIPS Tel: Bourne End 29872.

SCANNERS **REALISTIC PRO-2005 BASE MOBILE**, 25-520 & 760-1300MHz 400 memory £325 SAVE £14.95. **FAIRMATE HP100E HAND HELD**, 25-550 & 830-1300MHz 1000 memory £299. Both incl. Free Freq. Guide & 12V DC lead & P&P. **ELECTRONIC SERVICES** 12b High Street, MILDENHALL, Suffolk IP28 7HQ Tel: (0638) 713329 Tandy Authorised Dealer

Recruitment

If $[1\text{MHz} \leq a \leq \text{light}]$ then $b \rightarrow 1$

(where a = your skill and b = efficiency of our service)

We are the specialist agency for Engineers working from 1MHz to light! If you are seeking design or test, permanent or contract, home or overseas, then consult the experts in the field. We have hundreds of top positions with companies working on RF mobile comms, opto, space, mm-wave & microwave projects. Please contact our consultant Simon Luttrell MSc today.

Garibaldi
RF & Microwave

160 Bellingdon Road, Chesham,
Buckinghamshire HP5 2HF

Tel: 0494 773918

INDEX TO ADVERTISERS

AH Supplies	40
AJH Electronics	85
ARE Communications	12, 13
Aerial Techniques	93
Amateur Radio Communications	75
Arrow	14
Birkett, J	86
Bredhurst Electronics	11
Cambridge Kits	85
Capco	30
Cirkit	64, 85
Colomor	86
Datong	78
Dowsbury	89
Dressler Communications	74
ERA	93
Elliott Electronics	86
FJP Kits	86

G4TJB	86
G4TNY	75
Garex	64, 76
Henry's Audio	22, 54
Howes, CM Communications	68
ICS Electronics	86
ICS Interext	88
Icom (UK)	6, 7, 111, Cover iv
Kent, R A	85
Lake Electronics	86
Langrex Supplies	80
Maplin Electronics	Cover iv, 4
Merlin Systems	40
Nevada Communications	2, 45
Photo Acoustic	27

Quartslab	75
RN Electronics	78
RSGB	3
RST Valve	80
Radio Shack	104
Randam Electronics	93
RAS Nottingham	93
Raycom	30, 31
SRW Communications	93
SSC	93
Sharmans Wholesale	50
Siskin	52
South Midlands Communications	Cover ii, 8, 9, 10, 102, 103
Stephens James	80
Tandy	5
Technical Software	22
Tigers Cage	56
Ward Reg & Co	78
Waters & Stanton	58, 59



0202
665524

HOW TO ORDER

POST AND PACKING: add 75p for one book, £1 for two or more books, orders over £25 post and packing free, (overseas readers add £1.50 for one book, £2.50 for two or more for surface mail postage) and send a postal order, cheque or international money with your order (quoting book titles and quantities) to **PW Publishing Limited, FREEPOST, Enefco House, The Quay, Poole, Dorset BH15 1PP.** Please make your cheques payable to Practical Wireless, payment by Access, Mastercard, Eurocard or Visa also accepted on telephone orders to Poole (0202) 665524. Books are normally despatched by return of post but please allow 28 days for delivery. Prices correct at time of going to press. Please note: all payments must be made in Sterling.



0202
665524

* A recent addition to our Book Service. O/P = Out of print, O/S = Out of stock.

RADIO

AIR & METEO CODE MANUAL

10th Edition

Joerg Klingenfuss

Detailed descriptions of the World Meteorological Organisation Global Telecommunication System operating FAX and RTTY meteo stations, and its message format with decoding examples. Also detailed description of the Aeronautical Fixed Telecommunication Network amongst others. 289 pages. **£14.00**

BETTER RADIO/TV RECEPTION

A. Nallawalla, A. T. Cushen and B. D. Clark

An Australian book giving guidance and advice to listeners seeking reliable reception of distant radio stations, and to DX listening hobbyists. 134 pages. **£9.95**

BETTER SHORTWAVE RECEPTION (USA)

W. S. Orr W6SAI and S. D. Cowan W2LX

Receivers, antennas, propagation, DX listening techniques for the short waves and v.h.f. 158 pages. **£5.50**

PASSPORT TO WORLD BAND RADIO 1990

This book gives you the information to explore and enjoy the world of broadcast band listening. It includes features on different international radio stations, receiver reviews and advice as well as the hours and languages of broadcast stations by frequency. 398 pages. **£12.95**

SCANNERS (Third Edition)

Peter Rouse GU1DKD

A guide for users of scanning receivers, covering hardware, antennas, accessories, frequency allocations and operating procedures. 245 pages. **£7.95**

SCANNERS 2

Peter Rouse GU1DKD

The companion to Scanners, this provides even more information on the use of the v.h.f. and u.h.f. communications band and gives constructional details for accessories to improve the performance of scanning equipment. 216 pages. **£9.95**

SHORT WAVE RADIO LISTENERS' HANDBOOK

Arthur Miller

In easy-to-read and non-technical language, the author guides the reader through the mysteries of amateur, broadcast and CB transmissions. 207 pages. **O/P**

RADIOTELETYPE CODE MANUAL

10th Edition

Joerg Klingenfuss

This book gives detailed descriptions of the characteristics of telegraph transmission on short waves, with all commercial modulation types including voice frequency telegraphy and comprehensive information on all RTTY systems and c.w. alphabets. 96 pages. **£8.00**

THE SATELLITE EXPERIMENTER'S HANDBOOK (USA)

A guide to understanding and using amateur radio, weather and TV broadcast satellites. 207 pages. **£7.50**

1934 OFFICIAL SHORT WAVE RADIO MANUAL

Edited by Hugo Gernsback

A fascinating reprint from a bygone age with a directory of all 1934 s.w. receivers, servicing information, constructional projects, circuits and ideas on building vintage sets with modern parts. 260 pages. **£9.95**

HIGH POWER WIRELESS EQUIPMENT

Articles from *Practical Electricity* 1910-11

Edited by Henry Walter Young

A reprint of interesting practical articles from the early days of radio. 99 pages. **£6.85**

BEGINNERS

AN INTRODUCTION TO RADIO DXING (BP91)

R. A. Penfold

How to find a particular station, country or type of broadcast

and to receive it as clearly as possible.

112 pages. **£1.95**

BEGINNER'S GUIDE TO RADIO

9th Edition

Gordon J. King

Radio signals, transmitters, receivers, antennas, components, valves and semiconductors, CB and amateur radio are all dealt with here. 266 pages. **£7.95**

ELECTRONICS SIMPLIFIED - CRYSTAL SET

CONSTRUCTION (BP92)

F. A. Wilson

Especially written for those who wish to take part in basic radio building. All the sets in the book are old designs updated with modern components. 72 pages. **£1.75**

QUESTIONS & ANSWERS RADIO

Eugene Trundle

Basics of electrical theory, radio and semiconductors, receivers, amateur and CB radio, and test equipment. 110 pages. **O/P**

THE SIMPLE ELECTRONICS CIRCUIT AND COMPONENTS Book One (BP62)

The aim of this book is to provide an in-expensive but comprehensive introduction to modern electronics. 209 pages. **£3.50**

TELEVISION

AN INTRODUCTION TO SATELLITE TELEVISION (BP195)

F. A. Wilson

Answers all kinds of questions about satellite television. For the beginner thinking about hiring or purchasing a satellite TV system there are details to help you along. For the engineer there are technical details including calculations, formulae and tables. 104 pages. **£5.95**

A TV-DXERS HANDBOOK (BP176)

R. Bunney

Information on transmission standards, propagation, receivers including multi-standard, colour, satellites, antennas, photography, station identification, interference etc. Revised and updated 1986. 87 pages. **£5.95**

GUIDE TO WORLD-WIDE TELEVISION TEST CARDS Edition 3

Keith Hamer & Garry Smith

Completely revised and expanded, this is a handy reference book for the DXTV enthusiast. Over 200 photographs of Test Cards, logos, etc., world wide. 60 pages. **£4.95**

SATELLITE TELEVISION INSTALLATION GUIDE

2nd Edition

John Breeds

A practical guide to satellite television. Detailed guidelines on installing and aligning dishes based on practical experience. 56 pages. **£11.95**

THEORY

COMMUNICATION (BP89)

Elements of Electronics Book 5

F. A. Wilson

Fundamentals of line, microwave, submarine, satellite, digital multiplex, radio and telegraphy systems are covered, without the more complicated theory or mathematics. 256 pages. **£2.95**

FILTER HANDBOOK A practical design guide

by Stefan Niewiadomski

A practical book, describing the design process as applied to filters of all types. Includes practical examples and BASIC programs. 195 pages. **£25.00**

FROM ATOMS TO AMPERES

F.A. Wilson

Explains in simple terms the absolute fundamentals behind electricity and electronics. 244 pages. **£3.50**

LEVEL II RADIO & ELECTRONICS THEORY

Ian Ridpath ZL1BCG

A sequel to Amateur Radio & Electronics Study Course, covers advanced theory to a level for most technician courses. The handwritten format aims to make the student feel these are his own notes. 169 pages. **£6.70**

PRACTICAL ELECTRONICS CALCULATIONS AND FORMULAE (BP53)

F. A. Wilson

This has been written as a workshop manual for the electronics enthusiast. There is a strong practical bias and higher mathematics have been avoided where possible. 249 pages. **£3.95**

SOLID STATE DESIGN FOR THE RADIO AMATEUR

Wes Hayward W7ZOI and Doug DeMaw W1FB

Back in print by popular demand! A revised and corrected edition of this useful reference book covering all aspects of solid-state design. 256 pages. **£10.95**

The ARRL ELECTRONICS DATA BOOK

Doug DeMaw W1FB

Back by popular demand, completely revised and expanded, this is a handy reference book for the r.f. designer, technician, amateur and experimenter. 260 pages. **£8.95**

LISTENING GUIDES

AIR BAND RADIO HANDBOOK. (Third Edition)

David J. Smith

Listen to conversations between aircraft and ground control. The author, an air traffic controller, explains more about this listening hobby. 174 pages. **£6.99**

AIR TRAFFIC CONTROL

David Adair

A guide to air traffic control with maps, drawings and photographs explaining how aircraft are guided through crowded airspace. 176 pages. **O/P**

DIAL SEARCH

George Wilcox

The listener's check list and guide to European broadcasting. Covers m.w., l.w., v.h.f. and s.w., including two special maps. 46 pages. **£3.95**

FLIGHT ROUTINGS 1989

T.T. Williams

Identifies the flights of airlines, schedule, charter, cargo and mail, to and from the UK and Eire and overflights between Europe and America. 104 pages. **O/P**

GUIDE TO BROADCASTING STATIONS

20th Edition 1989/90

Philip Darrington

Frequency and station data, receivers, antennas, Latin American DXing, reporting, computers in radio, etc. 240 pages. **£9.95**

GUIDE TO FACSIMILE STATIONS 9th Edition

Joerg Klingenfuss

This manual is the basic reference book for everyone interested in FAX. Frequency, callsign, name of the station, ITU country/geographical symbol, technical parameters of the emission are all listed. All frequencies have been measured to the nearest 100Hz. 318 pages. **£12.00**

GUIDE TO FORMER UTILITY TRANSMISSIONS

3rd Edition

Joerg Klingenfuss

Built on continuous monitoring of the radio spectrum from the sixties until the recent past. A useful summary of former activities of utility stations providing information in the classification and identification of radio signals. 126 pages. **£8.00**

GUIDE TO UTILITY STATIONS

8th Edition

Joerg Klengenfuss

This book covers the complete short wave range from 3 to 30MHz plus the adjacent frequency bands from 0 to 150kHz and from 1.6 to 3MHz. It includes details on all types of utility stations including FAX and RTTY. There are 15802 entries in the frequency list and 3123 in the alphabetical call sign list plus press services and meteorological stations. 502 pages. £19.00

HF OCEANIC AIRBAND COMMUNICATIONS

3rd Edition

Bill Laver

Aircraft channels by frequency and band, main ground radio stations, European R/T networks, North Atlantic control frequencies. 29 pages. £3.50

INTERNATIONAL RADIO STATIONS GUIDE (BP255)

Revised and updated in 1988, this book shows the site, country, frequency/wavelength and power of stations in Europe, the Near East and N. Africa, North and Latin America and the Caribbean, plus short wave stations worldwide. 128 pages. £4.95

MARINE UK RADIO FREQUENCY GUIDE

Bill Laver

A complete guide to the UK s.w. and v.h.f. marine radio networks. Useful information, frequency listings and the World Marine Coastal Phone Stations. 62 pages. O/P

NEWNES SHORT WAVE LISTENING HAND BOOK

Joe Pritchard G1UOW

A technical guide for all short wave listeners. Covers construction and use of sets for the s.w.l. who wants to explore the bands up to 30MHz. 288 pages. £12.95

THE COMPLETE VHF/UHF FREQUENCY GUIDE

Updated 1988

This book gives details of frequencies from 26-2250MHz with no gaps and who uses what. Recently updated, there are chapters on equipment requirements as well as antennas, etc. 88 pages. £5.95

THE INTERNATIONAL VHF FM GUIDE

7th Edition

Julian Baldwin G3UHK and Kris Partridge G8AUU

The latest edition of this useful book gives concise details of repeaters and beacons worldwide plus coverage maps and further information on UK repeaters. 70 pages. £2.85

THE POCKET GUIDE TO RTTY AND FAX STATIONS

Bill Laver

A handy reference book listing RTTY and FAX stations, together with modes and other essential information. The listing is in ascending frequency order, from 1.6 to 27.1MHz. 46 pages £2.95

SHORT WAVE LISTENERS CONFIDENTIAL FREQUENCY LIST

Bill Laver

Covering the services and transmission modes that can be heard on the bands between 1.635 and 29.7MHz. £7.95

VHF/UHF AIRBAND FREQUENCY GUIDE (Updated)

A complete guide to the airband frequencies including how to receive the signals, the frequencies and services, VOLMET and much more about the interesting subject of airband radio. 74 pages. £5.95

WORLD RADIO TV HANDBOOK 1990

Country-by-country listings of long, medium and short wave broadcast and TV stations. Receiver test reports. English language broadcasts. The s.w.l.'s "bible". 576 pages. £18.99

INTERFERENCE

INTERFERENCE HANDBOOK (USA)

William R. Nelson WA6FOG

How to locate and cure r.f.i. for radio amateurs, CBers and TV and stereo owners. 253 pages. £6.75

RADIO FREQUENCY INTERFERENCE (USA)

What causes r.f.i.? Are all r.f.i. problems difficult, expensive and time-consuming to cure? These questions and many more are answered in this book. 84 pages. £4.30

AMATEUR RADIO

AMATEUR RADIO CALL BOOK (RSGB)

Winter 88/89 Edition

Now incorporates a 48-page section of useful information for amateur radio enthusiasts. 310 pages. O/P

AMATEUR RADIO OPERATING MANUAL (RSGB)

A mine of information on just about every aspect of amateur operating. International call sign series holders, prefix lists, DXCC countries list, etc. 204 pages. £6.16

AMATEUR RADIO SATELLITES the first 25 years

Arthur C. Gee G2UK

This souvenir publication mainly a pictorial account of the pattern of developments which have occurred over the last 25 years. 34 pages. £2.25

AN INTRODUCTION TO AMATEUR RADIO (BP257)

I.D. POOLE

This book gives the newcomer a comprehensive and easy to understand guide through amateur radio. Topics include operating procedures, jargon, propagation and setting up a station. 150 pages. £3.50

HINTS AND KINKS FOR THE RADIO AMATEUR

Edited by Charles L. Hutchinson and David Newkirk

A collection of practical ideas gleaned from the pages of QST magazine. 152 pages. £4.95

HOW TO PASS THE RADIO AMATEURS' EXAMINATION (RSGB)

Clive Smith G4FZH and George Benbow G3HB

The background to multiple choice exams and how to study for them with sample RAE papers for practice plus maths revision. 88 pages. £5.65

PASSPORT TO AMATEUR RADIO

Reprinted from PW 1981-1982

The famous series by GW3JGA, used by thousands of successful RAE candidates in their studies. Plus other useful articles for RAE students. 96 pages. £1.50

PRACTICAL IDEAS FOR RADIO AMATEURS

Ian Poole G3YWX

Offers a wealth of hints, tips and general practical advice for all transmitting amateurs and short wave listeners. 128 pages £5.95

QUESTIONS & ANSWERS AMATEUR RADIO

F. C. Judd G2BCX

What is amateur radio? The Radio Amateurs' Exam and Licence. Technology, equipment, antennas, operating procedures and codes. 122 pages. O/P

RADIO AMATEUR'S GUIDE TO RADIO WAVE PROPAGATION (HF Bands)

F. C. Judd G2BCX

The how and why of the mechanism and variations of propagation in the h.f. bands. 144 pages. £8.95

THE 1990 ARRL HANDBOOK FOR THE RADIO AMATEUR

This is the 66th edition of this very useful hardback reference book. Updated throughout it has several new sections covering oscilloscopes, spectrum analysers, digital frequency synthesis, phase-noise measurement and new constructional projects. 1200 pages £15.95

*THE ARRL OPERATING MANUAL

Another very useful book from the ARRL. Although written for the American radio amateur, this book will also be of use and interest to the UK amateur. 684 pages £12.95

THE ARRL SATELLITE ANTHOLOGY

The best from the Amateur Satellite News column and articles out of 31 issues of QST have been gathered together in this book. The latest information on OSCARs 9 through 13 as well as the RS satellites is included. Operation on Phase 3 satellites (OSCAR 10 and 13) is covered in detail. 97 pages £4.95

THE COMPLETE DX'ER

Bob Locher W9KNI

Now back in print, this book covers equipment and operating techniques for the DX chaser, from beginner to advanced. 187 pages £7.95

THE RAE MANUAL (RSGB)

G.L. Benbow G3HB

The latest edition of the standard aid to studying for the Radio Amateurs' Examination. Updated to cover the latest revisions to the syllabus. 132 pages £5.65

THE RADIO AMATEUR'S DX GUIDE (USA)

15th Edition

The guide contains information not easily obtained elsewhere and is intended as an aid and quick reference for all radio amateurs interested in DX. 38 pages. £2.95

THE RADIO AMATEUR'S QUESTIONS & ANSWER REFERENCE MANUAL

4th Edition

R. E. G. Petri G8CCJ

This book has been compiled especially for students of the City and Guilds of London Institute RAE. It is structured with carefully selected multiple choice questions, to progress with any recognised course of instruction, although it is not intended as a text book. 258 pages. £7.95

VHF HANDBOOK FOR RADIO AMATEURS (USA)

H. S. Brier W9EGQ & W. I. Orr W6SAI

VHF/UHF propagation, including moonbounce and satellites, equipment and antennas. 335 pages. £7.95.

VHF/UHF MANUAL (RSGB)

G. R. Jessop G6JP

Theory and practice of amateur radio reception and transmission, between 30MHz and 24GHz. 520 pages. £8.94

MAPS

IARU LOCATOR MAP OF EUROPE

DARC

This multi-coloured, plastics laminated, map of Europe shows the IARU ("Maidenhead") Locator System. Indispensable for the v.h.f. and u.h.f. DXer. 692 x 872mm. £5.25

RADIO AMATEUR'S MAP OF NORTH AMERICA (USA)

Shows radio amateur prefix boundaries, continental boundaries and zone boundaries. 760 x 636mm. £2.50

RADIO AMATEUR'S PREFIX MAP OF THE WORLD (USA)

Showing prefixes and countries, plus listings by order of country and of prefix. 1014 x 711mm. £2.95

RADIO AMATEUR'S WORLD ATLAS (USA)

Seventeen pages of maps, including the world-polar projection. Also includes the table of allocation of international call sign series. £3.50

DATA REFERENCE

DIGITAL IC EQUIVALENTS AND PIN CONNECTIONS (BP140)

A. Michaels

Equivalents and pin connections of a popular selection of European, American and Japanese digital i.c.s. 256 pages. £5.95.

INTERNATIONAL DIODE EQUIVALENTS GUIDE (BP108)

A. Michaels

Possible substitutes for a large selection of many different types of semiconductor diodes. 144 pages. £2.25.

INTERNATIONAL TRANSISTOR EQUIVALENTS GUIDE (BP85)

A. Michaels

Possible substitutes for a popular selection of European, American and Japanese transistors. 320 pages. £3.50

LINEAR IC EQUIVALENTS AND PIN CONNECTIONS (BP141)

A. Michaels

Equivalents and pin connections of a popular selection of European, American and Japanese linear i.c.s. 320 pages. O/P

NEWNES AUDIO & HI-FI ENGINEER'S POCKET BOOK

Vivian Capel

This is a concise collection of practical and relevant data for anyone working on sound systems. The topics covered include microphones, gramophones, CDs to name a few. 190 pages. Hardback £9.95

NEWNES COMPUTER ENGINEER'S POCKET BOOK

This is an invaluable compendium of facts, figures, circuits and data and is indispensable to the designer, student, service engineer and all those interested in computer and microprocessor systems. 203 pages. Hardback £8.95

NEWNES ELECTRONICS POCKET BOOK

5th Edition

Presenting all aspects of electronics in a readable and largely non-mathematical form for both the enthusiast and the professional engineer. 315 pages. Hardback £9.95

NEWNES RADIO AMATEUR AND LISTENER'S POCKET BOOK

Steve Money G3FZX

This book is a collection of useful and intriguing data for the traditional and modern radio amateur as well as the short wave listener. Topics such as AMTOR, packet radio, SSTV, computer communications, airband and maritime communications are all covered. 160 pages. Hardback £9.95

NEWNES RADIO AND ELECTRONICS ENGINEER'S POCKET BOOK

18th Edition

Keith Brindley

Useful data covering math, abbreviations, codes, symbols, frequency bands/allocation, UK broadcasting stations, semi-conductors, components, etc. 325 pages. Hardback £9.95

NEWNES TELEVISION AND VIDEO ENGINEER'S POCKET BOOK

Eugene Trundle

This is a valuable reference source for practitioners in "entertainment" electronic equipment. It covers TV reception from v.h.f. to s.h.f., display tubes, colour camera technology, video recorder and video disc equipment, video text and hi-fi sound. 323 pages. Hardback O/P

POWER SELECTOR GUIDE (BP235)

J. C. J. Van de Ven

This guide has the information on all kinds of power devices in useful categories (other than the usual alpha numeric sort) such as voltage and power properties making selection of replacements easier. 160 pages. £4.95

RSGB RADIO DATA REFERENCE BOOK

G. R. Jessop G6JP

The 5th Edition of an essential book for the radio amateur's or experimenter's workbench.

244 pages. Hardback O/P

SEMICONDUCTOR DATA BOOK

A.M.Ball

Characteristics of some 10000 transistors, f.e.t.s, u.j.t.s, diodes, rectifiers, triacs and s.c.r.s. 175 pages. £9.95

TRANSISTOR SELECTOR GUIDE (BP234)

J. C. J. Van de Ven

This guide has the information on all kinds of transistors in useful categories (other than the usual alpha numeric sort) such as voltage and power properties making selection of replacements easier. 192 pages. O/P

FAULT FINDING

ARE THE VOLTAGES CORRECT?

Reprinted from PW 1982-1983

How to use a multimeter to fault-find on electronic and radio equipment, from simple resistive dividers through circuits using diodes, transistors, i.c.s and valves.

44 pages. £1.50

GETTING THE MOST FROM YOUR MULTIMETER (BP239)

R. A. Penfold

This book is primarily aimed at beginners. It covers both analogue and digital multimeters and their respective limitations. All kinds of testing is explained too. No previous knowledge is required or assumed. 102 pages. £2.95

MORE ADVANCED USES OF THE MULTIMETER BP265

R.A. Penfold

This book is primarily intended as a follow-up to BP239, Getting the most from your Multimeter. By using the techniques described in this book you can test and analyse the performance of a range of components with just a multimeter (plus a very few inexpensive components in some cases). The simple add-ons described extend the capabilities of a multimeter to make it even more useful. 85 pages £2.95

OSCILLOSCOPES, HOW TO USE THEM, HOW THEY WORK

Ian Hickman

This book describes oscilloscopes ranging from basic to advanced models and the accessories to go with them. 133 pages. O/P

PRACTICAL HANDBOOK OF VALVE RADIO REPAIR

Chas E. Miller

The definite work on repairing and restoring valved broadcast receivers dating from the 1930s to the 60s. Appendices giving intermediate frequencies, valve characteristic data and base connections. 230 pages. Hardback £20.00

SERVICING RADIO, HI-FI AND TV EQUIPMENT

Gordon J. King

A very practical book looking at semiconductor characteristics, d.c. and signal tests, fault-finding techniques for audio, video, r.f. and oscillator stages and their application to transistor radios and hi-fi. 205 pages. O/P

TRANSISTOR RADIO FAULT FINDING CHART (BP70)

C. E. Miller

Used properly, should enable most common faults to be traced reasonably quickly. Selecting the appropriate fault description at the head of the chart, the reader is led through a sequence of suggested checks until the fault is cleared. 635 x 455mm (approx) £0.95

CONSTRUCTION

HOW TO DESIGN AND MAKE YOUR OWN P.C.B.s (BP121)

R. A. Penfold

Designing or copying printed circuit board designs from magazines, including photographic methods. 80 pages. £2.50

INTRODUCING QRP

Collected articles from PW 1983-1985

An introduction to low-power transmission, including constructional details of designs by Rev. George Dobbs G3RJY for transmitters and transceivers from Top Band to 14MHz, and test equipment by Tony Smith G4FAL.

64 pages. £1.50

MORE ADVANCED POWER SUPPLY PROJECTS (BP192)

R. A. Penfold

The practical and theoretical aspects of the circuits are covered in some detail. Topics include switched mode power supplies, precision regulators, dual tracking regulators and computer controlled power supplies, etc. 92 pages. £2.95

POWER SUPPLY PROJECTS (BP76)

R. A. Penfold

This book gives a number of power supply designs including simple unregulated types, fixed voltage regulated types and variable voltage stabilised designs. 91 pages. £2.50

PRACTICAL POWER SUPPLIES

Collected articles from PW 1978-1985

Characteristics of batteries, transformers, rectifiers, fuses and heatsinks, plus designs for a variety of mainsdriven power supplies, including the PW "Marchwood" giving a fully stabilised and protected 12V 30A d.c. 48 pages. £1.25

QRP NOTEBOOK

Doug DeMaw W1FB

This book deals with the building and operating of a successful QRP station. Lots of advice is given by the author who has spent years as an ardent QRP'er. All the text is easy-to-read and the drawings large and clear. 77 pages. £4.95

TEST EQUIPMENT CONSTRUCTION

R.A.Penfold

Describes, in detail, how to construct some simple and inexpensive, but extremely useful, pieces of test equipment. 104 pages. £2.95

50 (FET) FIELD EFFECT TRANSISTOR PROJECTS

F.G.Rayer

50 circuits for the s.w.l., radio amateur, experimenter or audio enthusiast using f.e.t.s. 104 pages. £2.95

ANTENNAS (AERIALS)

AERIAL PROJECTS (BP105)

Practical designs including active, loop and ferrite antennas plus accessory units. 96 pages. £2.50

ALL ABOUT CUBICAL QUAD ANTENNAS (USA)

W. I. Orr W6SAI & S. D. Cowan W2LX

Theory, design, construction, adjustment and operation of quads. Quads vs. Yagis. Gain figures. 109 pages. £5.50

ALL ABOUT VERTICAL ANTENNAS (USA)

W. I. Orr W6SAI & S. D. Cowan W2LX

Theory, design, construction, operation, the secrets of making vertical work. 191 pages. £7.50

AN INTRODUCTION TO ANTENNA THEORY (BP198)

H. C. Wright

This book deals with the basic concepts relevant to receiving and transmitting antennas. Lots of diagrams reduce the amount of mathematics involved. 86 pages. £2.95

ANTENNA IMPEDANCE MATCHING

Wilfred N. Caron

Proper impedance matching of an antenna to a transmission line is of concern to antenna engineers and to every radio amateur. A properly matched antenna as the termination for a line minimises feed-line losses. Power can be fed to such a line without the need for a matching network at the line input. There is no mystique involved in designing even the most complex multi-element networks for broadband coverage. Logical step-by-step procedure is followed in this book to help the radio amateur with this task. 192 pages £11.95

BEAM ANTENNA HANDBOOK (USA)

W. I. Orr W6SAI & S. D. Cowan W2LX

Design, construction, adjustment and installation of h.f. beam antennas. 198 pages. O/P

HF ANTENNAS FOR ALL LOCATIONS (RSGB)

H. A. Moxon G6XN

Taking a new look at how h.f. antennas work, and putting theory into practice. 260 pages. £5.19

*NOVICE ANTENNA NOTEBOOK

Doug DeMaw W1FB

Another book from the pen of W1FB, this time offering "new ideas for beginning hams". All the drawings are large and clear and each chapter ends with a glossary of terms. 130 pages £5.95

OUT OF THIN AIR

Collected Antenna Articles from PW 1977-1980

Including such favourites as the ZL Special and '2BCX 16-element beams for 2m, and the famous "Slim Jim", designed by Fred Judd G2BCX. Also features systems for Top Band, medium wave/long wave loop designs and a v.h.f. direction finding loop. Plus items on propagation, accessories and antenna design. 80 pages. £1.80

PRACTICAL WIRE ANTENNAS - Effective HF

Designs for the Radio Amateur

John D Heys G3BCQ

Wire antennas offer one of the most cost-effective ways to put out a good signal on the h.f. bands and this practical guide to their construction has something to interest every amateur on a budget. 100 pages. £7.53.

SIMPLE, LOW-COST WIRE ANTENNAS FOR RADIO AMATEURS (USA)

W. I. Orr W6SAI & S. D. Cowan W2LX

Efficient antennas for Top Band to 2m, including "invisible" antennas for difficult station locations. 191 pages. £6.75

THE ARRL ANTENNA BOOK (USA) 15th Edition

A station is only as effective as its antenna system. This book covers propagation, practical constructional details of almost every type of antenna, test equipment and

formulas and programs for beam heading calculations. £12.95

THE ARRL ANTENNA COMPENDIUM (USA)

Volume One

Fascinating and hitherto unpublished material. Among the topics discussed are quads and loops, log periodic arrays, beam and multi-band antennas, verticals and reduced size antennas. 175 pages. £7.50

WIRES & WAVES

Collected Antenna Articles from PW 1980-1984

Antenna and propagation theory, including NBS Yagi design data. Practical designs for antennas from medium waves to microwaves, plus accessories such as a.t.u.s, s.w.r. and power meters and a noise bridge. Dealing with TVI. 160 pages. £3.00

W1FB'S ANTENNA NOTEBOOK

Doug DeMaw W1FB

This book provides lots of designs, in simple and easy to read terms, for simple wire and tubing antennas. All drawings are large and clear making construction much easier. 124 pages. £5.95

25 SIMPLE AMATEUR BAND AERIALS (BP125)

E. M. Noll

How to build 25 simple and inexpensive aerials, from a simple dipole through beam and triangle designs to a mini-rhombic. Dimensions for specific spot frequencies including the WARC bands. 80 pages. £1.95

25 SIMPLE INDOOR AND WINDOW AERIALS (BP136)

E. M. Noll

Designs for people who live in flats or have no gardens, etc., giving surprisingly good results considering their limited dimensions. 64 pages. £1.75

25 SIMPLE SHORT WAVE BROADCAST BAND AERIALS (BP132)

E. M. Noll

Designs for 25 different aerials, from a simple dipole through helical designs to a multi-band umbrella. 80 pages. £1.95

25 SIMPLE TROPICAL AND MW BAND AERIALS (BP145)

E. M. Noll

Simple and inexpensive aerials for the broadcast bands from medium wave to 49m. 64 pages. £1.75

THE RADIO AMATEUR ANTENNA HANDBOOK

William I. Orr W6SAI & Stuart. D. Cowan W2LX

Yagi, quad, quagi, l-p, vertical, horizontal and "sloper" antennas are all covered. Also towers, grounds and rotators. 190 pages. £6.75

COMPUTING

AN INTRODUCTION TO COMPUTER

COMMUNICATIONS (BP177)

R. A. Penfold

Details of various types of modem and their applications, plus how to interconnect computers, modems and the telephone system. Also networking systems and RTTY. 96 pages. £2.95

AN INTRODUCTION TO COMPUTER PERIPHERALS (BP170)

J. W. Penfold

Covers a wide range of computer peripherals such as monitors, printers, disk drives, cassette recorders, modems, etc., explaining what they are, how to use them and the various types of standards. 80 pages. £2.50

MICROPROCESSING SYSTEMS AND CIRCUITS (BP77)

Elements of Electronics Book 4

F. A. Wilson

A comprehensive guide to the elements of microprocessing systems, which are becoming ever more involved in radio systems and equipment. 256 pages. O/P

MORSE

INTRODUCING MORSE

Collected Articles from PW 1982-1985

Ways of learning the Morse Code, followed by constructional details of a variety of keys including Iambic, Triambic, and an Electronic Bug with a 528-bit memory. 48 pages. £1.25

THE MORSE CODE FOR RADIO AMATEURS (RSGB)

Margaret Mills G3ACC

A guide to learning to send and receive Morse code signals up to the 12 w.p.m. required for the radio amateur aspiring to a Class A licence having passed the RAE. 19 pages. £2.88

THE SECRET OF LEARNING MORSE CODE

Mark Francis

Designed to make you proficient in Morse code in the shortest possible time, this book points out many of the pitfalls that beset the student. 87 pages. £4.95



ICOM

Count on us!

IC-R7000, 25-2000 MHz

Commercial quality scanning receiver



With 99 programmable memories the IC-R7000 covers aircraft, Marine, FM Broadcast, Amateur Radio, television and weather satellite bands. For simplified operation and quick tuning the IC-R7000 features direct keyboard entry. Precise frequencies can be selected by pushing the digit keys in sequence of the frequency or by turning the main tuning knob. FM wide/FM narrow/AM upper and lower SSB modes with six tuning speeds: 0.1, 1.0, 5, 10, 12.5, 25KHz.

The IC-R7000 has 99 memories available to store your favourite frequencies including the operating mode. Memory channels can be called up by pressing the memory switch then rotating the

memory channel knob, or by direct keyboard entry. A sophisticated scanning system provides instant access to the most used frequencies. By depressing the Auto-M switch, the IC-R7000 automatically memorises frequencies that are in use whilst it is in the scan mode, this allows you to recall frequencies that were in use. The scanning speed is adjustable and the scanning system includes the memory selected frequency ranges or priority channels. All functions including the memory channel readout are clearly shown on a dual-colour fluorescent display. Other features include dial-lock, noise blanker, attenuator, display dimmer and S-meter and optional RC-12 infra-red remote controller, voice synthesizer and HP 1 headphones.

Icom (UK) Ltd.

Dept. PW, Sea Street, Herne Bay, Kent CT6 8LD. Tel: 0227 363859. 24 Hour.

Helpline: Telephone us free-of-charge on 0800 521145. Mon-Fri 09.00-13.00 and 14.00-17.30. This service is strictly for obtaining information about or ordering equipment. We regret this cannot be used by dealers or for repair enquiries and parts orders, thank you.

Datapost: Despatch on same day whenever possible.

Access & Barclaycard: Telephone orders taken by our mail order dept., instant credit & interest-free H.P.

Practical Wireless, May 1990



DDS Direct Digital Synthesis



Performance. Yours and your radio's. They go hand in hand. To be a truly world-class competitor, you've got to have a truly world-class rig. And it's here, now. The versatile new FT-1000 from Yaesu.

Designed for the elite global contest and DX operators. With state-of-the-art design including **direct digital synthesis (DDS)** for low noise and fast lock-up time. The FT-1000 will blow away your competition with a spectacular combination of power and operating flexibility. This HF transceiver boasts a list of

UK Sole Distributor *South Midlands Communications Ltd S.M. House, School Close, Chandlers Ford Industrial Estate, Eastleigh, Hants SO*

Performance.



features and options that other manufacturers still have on their drawing boards: Like **200 watts RF power output**; **Built-in TCXO***, for superior frequency stability; **Independent filter selection**; **Dual receive with balance control** and **two tuning knobs** for simultaneous reception in tough pile-up situations. Using **BPF-1*** allows cross-band dual receive.

And the FT-1000 options such as **digital voice-recording system (DVS-2)*** for storing and playback "CQ Contest" messages. On RX the DVS-2 has a 16-second running memory for playing back garbled calls. There's also a **CW spot control**, so you can align your frequency to that of an incoming signal without having to transmit; Plus **direct keyboard frequency entry**; **Front panel RX antenna selector**; **Built-in cascaded filters**;

The Best of the Best

Dual-mode noise blanker. And the receiver front-end uses a **four JFET up-conversion mixer**, for high dynamic range.

This HF rig is the product of three years of intensive research and design. These efforts show in Yaesu's scrupulous attention to detail with features and options ergonomically designed to allow you to achieve a position of competitive dominance. To hear and be heard... Like never before.

See the exciting new FT-1000 at your Yaesu dealer today. It's the best of the best.

YAESU
Performance without compromise.

*These items and some filters are optional

BBY Tel: (0703) 255111

YOUR LOCAL DEALERS

SOUTH WALES

ELECTRO MART

Receivers, scanners, Howes Kits, components etc. part exchange welcome.

96 High St, Clydach,
Swansea
Tel: 0792 842135

ASHTON-U-LYNE MAIL ORDER AND RETAIL PROCOM Electronics

ELECTRONIC DISTRIBUTORS

Specializing in Electronic Components and Surplus

13 Clarence Arcade,
Stamford Street,
Ashton-U-Lyne
Lancashire
OL6 7PT
Open
Mon to Sat
Tel: 061 343 2762

LONDON

Henry's

27MHz/934MHz Rigs & accessories in stock.
Lists - S.A.E. (A4) - 26p
Full catalogue (TG/P) - large S.A.E. £1.00
404 Edgware Road,
London W2 1ED
Tel: 01-724 0323
(Open 6 days a week)

DERBYSHIRE

RILEY'S T.V. SERVICES LTD.

SUPPLIERS OF:-
SCANNERS - C.B. 27-934 MHZ -
AERIALS - TEST METERS - TOOLS -
TELEPHONES KITS AND CABLES

125 LANGWITH ROAD
HILLSTOWN
CHESTERFIELD S44 9SP
PHONE 0246 826578
CLOSED WEDNESDAY

HERNE BAY

ICOM (UK) LIMITED

The Official Icom Importer
Unit 8, Sea Street
Herne Bay, Kent CT6 8LD
Tel: 0227 369464

Fax: 0227 360 155
Open Mon-Sat 9-5.30,
(Lunch 1-2.00 pm)

SOUTHAMPTON

South Midlands Communications

Official Yaesu Importer

S.M. House, School Close,
Chandlers Ford Industrial Estate,
Eastleigh Hants SO5 3BY.
Tel: 0703 255111

PORTSMOUTH

Nevada Communications

Importers of the Nevada range of 934MHz equipment

189, London Road,
North End, Portsmouth,
Hants, PO2 9AE
Tel: 0705 662145

DEVON

Reg. Ward & Co. Ltd.

The South-West's largest amateur radio stockist. Approved dealer for Kenwood, Yaesu and Icom

1 Western Parade,
West Street, Axminster,
Devon, EX13 5NY
Tel: 0297 34918
(Closed 1:00-2:00 and all day Monday)

BUCKINGHAMSHIRE

Photo-Acoustics Ltd.

Approved Kenwood, Yaesu and Icom dealer (part exchange always welcome)

58 High Street, Newport Pagnell,
Buckinghamshire MK16 8AQ
Tel: 0908 610625

(Tues-Fri 9:30-5:30, Sat 9:30-4:30)
Closed Mondays

SOUTH WALES

A.C.S. SYSTEMS

PACKET RADIO: ST-PC-AMIGA COMPUTERS
AMATEUR SOFTWARE FOR MOST COMPUTERS
SATELLITE TELEVISION SYSTEMS

ICS DEALER FOR DATA COMMUNICATIONS

15, CILHAU TERRACE, MOUNTAIN ASH, MID GLAMORGAN
SOUTH WALES, CF45 3ND. TEL 0943 476940 SAE
CALLERS BY APPOINTMENT Sun-5pm Mon-Sat LIST

WEST SUSSEX

BREDHURST ELECTRONICS LTD.

High St., Handcross, West Sussex
Tel: (0444) 400786

Situated at the Southern end of M23. Easy access to M25 and South London.
Open Mon-Fri 9am-5pm
except Wed 9am-12.30pm.
Sat 10am-4pm.



YORKSHIRE

Alan Hooker Electronics

42, Netherhall Road, Doncaster.
Tel: 0302 325690

Open Mon-Sat 10-5pm
Closed Thursdays

EAST YORKSHIRE

"Characteristics"

FOR YOUR AMATEUR RADIO AND CB REQUIREMENTS
GOOD PRICES GIVEN FOR YOUR SURPLUS EQUIPMENT
OPEN SUNDAY

44, Hilderthorpe Road
Bridlington
East Yorkshire
YO15 3BG

Telephone
0262 673635



SOUTH YORKSHIRE

P.A. Electronic Supplies

NEW COMPONENTS KITS TRANSISTORS
I/C AND SURPLUS EQUIPMENT
MAIL ORDER CATALOGUE
SEND CQ/PD FOR £1.50

96 Rawmarsh Hill
Parkgate
Rotherham
South Yorks
S62 6EX

Open Six Days
Mon to Sat

Phone (0709) 527109

TO FILL THIS SPACE CALL:

0202 676033

PLEASE MENTION

PRACTICAL WIRELESS

WHEN REPLYING TO ADVERTISEMENTS

STOCKPORT

NCS FACILITIES LTD

GENUINE NEW, USED
SPARES & CRYSTALS
SECONDHAND RIGS
HAND HELDS
FOR SALE/HIRE
PMR BAND III & MARINE
PART-EX WELCOME

Mail Order and Retail



Communications Centre
67 Chertem Street
Edgely,
Stockport SK3 8EG
Telephone: 061 429 6332
Fax: 061 480 0509

PRACTICAL SCANNERS FROM RADIO SHACK

You can only wonder in amazement at how scanners are getting smaller with more features than you ever dreamed of, such as hand helds with 1000 memories, 25 to 1300MHz etc. I must admit to being very sceptical with the specs of some of the latest, and as to whether the term 'author's licence' had been in force. There is only one way to test the pudding and to try the 'newest kid on the block' the FAIRMATE HP-100E. Starting in reverse order from 99% of our customers and radio amateurs I waded through the owner's manual (9 A5 pages of information in English) and decided to compose a Charlie Chaplin (less words and more pictures) instant simplified operation sheet to make life easier for our customers, one will be with each set. The scanner is FANTASTIC! Unbelievable performance from a hand held, even a frequency lockout in Search mode, a truly practical scanner for Practical Wireless scanner listeners, £299 including carriage from RADIO SHACK. FAIRMATE HP-100E £299.

OTHER SCANNERS IN STOCK

PRO-2005 25-1300MHz 400 Channels, PRO-34 200 Channel hand held,
PRO-2024, PRO-2022, PRO-38, PRO-57, AR-800, AR-900, AR-950,
AR-1000, AR-2002, Jupiter MVT-5000 & MVT-6000, Bearcat 200XLT
to name but a few ...

Call us for the latest prices.

MAIL ORDER & EXPORT A PLEASURE

73s — Terry G3STS
**COME AND GET
A BARGAIN!**



RADIO SHACK LTD

(Just around the corner from West Hampstead Station on the Jubilee Line)

Giro Account No. 588 7151 Fax: 01-328 5066 Telephone: 01-624 7174

188 BROADHURST GARDENS,
LONDON NW6 3AY



ICOM

Count on us!

LISTEN TO THE WORLD IN DETAIL

IC-R9000 COMMUNICATIONS RECEIVER



The world is now at your fingertips with ICOM's elite new IC-R9000, a communications receiver truly in a professional class all of its own. With the IC-R9000's continuous all mode, super wideband range of 100KHz to 1999.8MHz, ICOM's unique CRT display and numerous scan functions, local and distant spots on the globe are now within earshot in one single receiver.

The IC-R9000's versatile receive capability allows you to receive many different mode signals. Listen to AM used by broadcast stations and VHF airband. Use SSB (U.S.B./L.S.B.) and CW to receive Commercial and Amateur stations on shortwave.

Tune into CB (Citizen Band), Marine and Amateur stations using FM or use wide

FM to receive FM broadcast stations and TV signals. FSK (Frequency Shift Keying) is also built in for receiving RTTY from news agencies. With an advanced range like this you'll have no trouble in hearing stations near to home or on the other side of the planet.

Watch the IC-R9000? Using your TV set or video recorder with a video input connector, you can receive VHF and UHF TV broadcasts. Also the built in CRT can display ATV (Amateur Television) on both the 430 and 1200MHz amateur bands. With the introduction of the IC-R9000 you now have the technical quality required to enjoy HF, VHF and UHF communications. For more detailed information contact your local ICOM dealer.

Icom (UK) Ltd.

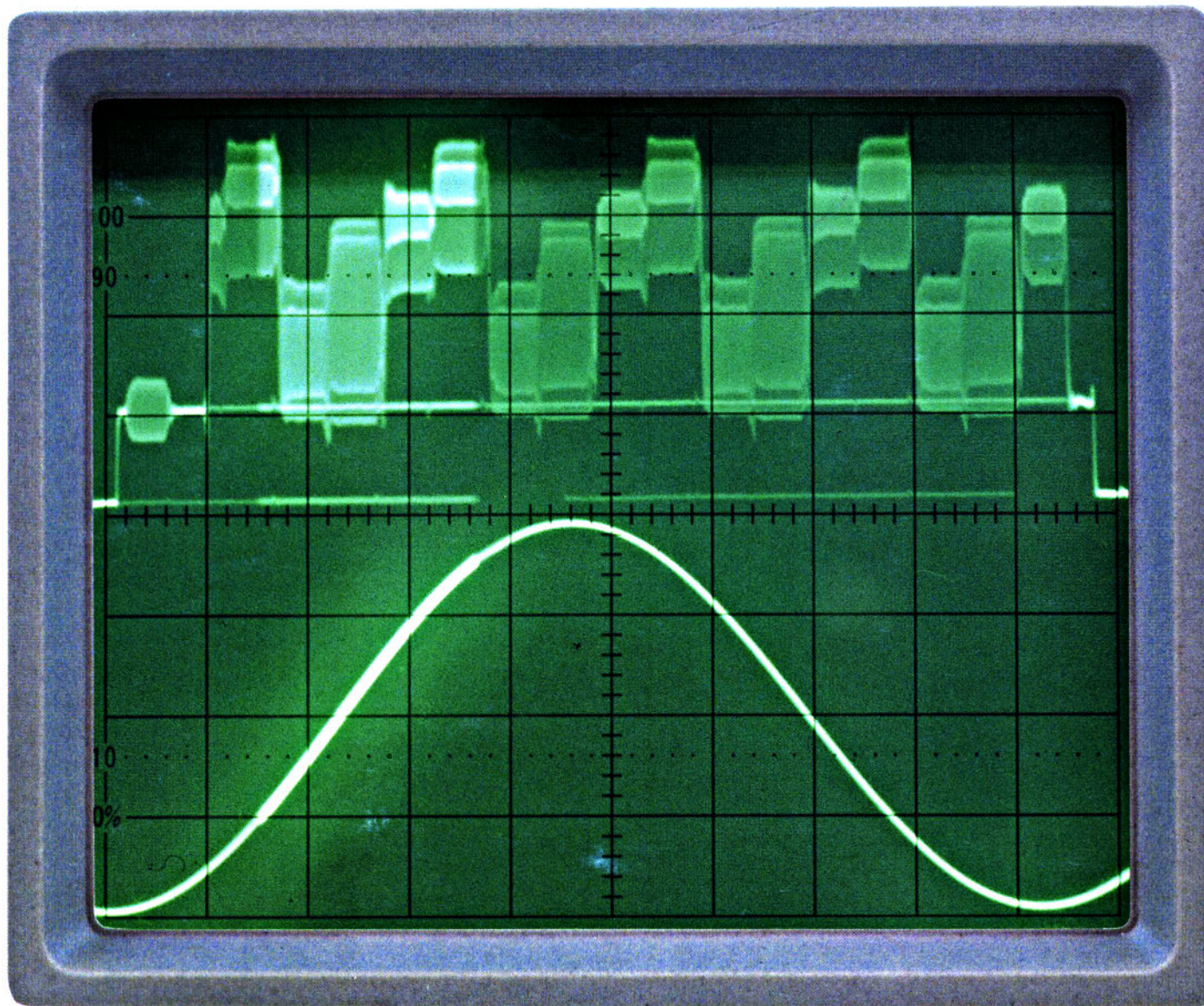
Dept PW, Sea Street, Herne Bay, Kent CT6 8LD. Tel: 0227 363859. 24 Hour.

Helpline: Telephone us free-of-charge on 0800 521145. Mon-Fri 09.00-13.00 and 14.00-17.30. This service is strictly for obtaining information about or ordering Icom equipment. We regret this cannot be used by dealers or for repair enquiries and parts orders. thank you.

Datapost: Despatch on same day whenever possible.

Visa & Mastercards: Telephone orders taken by our mail order dept. instant credit & interest-free H.P.






Does yours pass the screen test?

We believe ours do!!!

Precision laboratory oscilloscopes. Triple-trace 20MHz 3 channels-3 trace. XY mode allows Lissajous patterns to be produced and phase shift measured. 150mm rectangular CRT has internal graticule to eliminate parallax error. 20ns/div sweep rate makes fast signals observable. Stable triggering of both channels even with different frequencies is easy to achieve and a TV sync separator allows measurement of video signals. Algebraic operation allows the sum or difference of channel 1 and 2 to be displayed. 50mV/div output from CH 1 available to drive external instrument e.g. frequency counter. Also available, 40MHz triple trace oscilloscope. Similar to the model described above but with 12kV tube that is super bright even at the highest frequencies. This instrument also has a delayed sweep time base to provide magnified waveforms and accurate time interval measurements.

TOA50 (20MHz Triple Scope) £349.95
TOB50 (40MHz Triple Scope) £549.95

TEST EQUIPMENT – Choose from the extensive range featured in our new 580 page Electronics Catalogue. Available in all our shops or from WHSMITH for £2.25 or £2.75 by mail. No carriage charge if ordering Catalogue only.



CREDIT CARD HOTLINE

0702 554161

PHONE BEFORE 5PM FOR SAME DAY DESPATCH



Maplin ELECTRONICS

P.O. BOX 3, RAYLEIGH, ESSEX, SS6 8LR.

All items subject to availability, all items will be on sale in our shops in Birmingham, Bristol, Leeds, Hammersmith, Edgware, Manchester, Nottingham, Newcastle-upon-Tyne, Reading, Southampton and Southend-on-Sea.

Add Carriage 75p.

ALL PRICES INCLUDE VAT.